

# Stakeholders' Feedback Analysis Report and Action Taken Report

(2018-2019)

**(Students, Teachers, Employers and  
Alumni)**



**PERIYAR UNIVERSITY**  
NAAC A GRADE – STATE UNIVERSITY  
**SALEM - 636011**  
**TAMIL NADU**

**PERIYAR UNIVERSITY, SALEM,  
TAMILNADU**

**CRITERIA-I**

**EVIDENCE(S) AS PER**

**SOP**

|  |  |
|--|--|
| <b>METRIC NO.</b><br>1.4.1   | Structured feedback received from<br>1) Students, 2) Teachers, 3) Employers, 4) Alumni for design and review of Syllabus Semester wise /year wise<br>Options:<br>A. Any 4 of above B. Any 3 of above C. Any 2 of above D. Any 1 of above<br>E. None of the |
| <ul style="list-style-type: none"><li>• <i>Stakeholder feedback analysis report.</i></li><li>• <i>Action taken report of the Institution on feedback report as minutes by the Governing Council, Syndicate, Board of Management and IQAC</i></li></ul> |  |

**Report**  
**on**  
**Feedback from**  
**Stakeholders**  
**(Students, Teachers, Employers, and Alumni)**  
**on**  
**Curriculum**

## Index

| <b>S. No</b> | <b>Content</b>                        | <b>Page Numbers</b> |
|--------------|---------------------------------------|---------------------|
| <b>1</b>     | <b>Feedback Analysis of Students</b>  | <b>5</b>            |
| <b>2</b>     | <b>Feedback Analysis of Teachers</b>  | <b>76</b>           |
| <b>3</b>     | <b>Feedback Analysis of Employers</b> | <b>83</b>           |
| <b>4</b>     | <b>Feedback Analysis of Alumni</b>    | <b>90</b>           |
| <b>5</b>     | <b>Action Taken Report</b>            | <b>97</b>           |



## 1. FEEDBACK FROM STUDENTS

The feedback on curriculum from students is taken every year. The Student feedback covers learning values (in terms of skills, concept, knowledge, analytical abilities), applicability/relevance to real life situation, Course content, extent of coverage, and additional information regarding Curriculum. The feedback is assessed rigorously analysed by IQAC Committee and the (Action taken report) comments of the feedback is shared with respective departments, prior to Board of Studies meeting held for Curriculum updating and other Curriculum related works.

### A) Number of feedback received in 2018-2019 year

| Year      | Number of Students |
|-----------|--------------------|
| 2018-2019 | 2003               |

### B) Questions Asked

| Que. No. | Question Asked                   | Abbreviation Used   |
|----------|----------------------------------|---------------------|
| 1        | Syllabus Content                 | Academic Facilities |
| 2        | Coverage of Syllabus             |                     |
| 3        | Teaching Methods                 |                     |
| 4        | Laboratory Facilities            |                     |
| 5        | Teacher Guidance and Counselling |                     |
| 6        | Conduct of CFA Tests / ESE       |                     |
| 7        | Staff-Student Relationship       |                     |
| 8        | CFA: ESE Weightage               |                     |
| 9        | Classrooms                       | Campus Facilities   |
| 10       | Internet Browsing                |                     |
| 11       | Resource centre                  |                     |
| 12       | Hostel                           |                     |
| 13       | Recreation                       |                     |
| 14       | Health Care                      |                     |
| 15       | General Library                  |                     |
| 16       | Department Library               |                     |
| 17       | Extracurricular                  |                     |

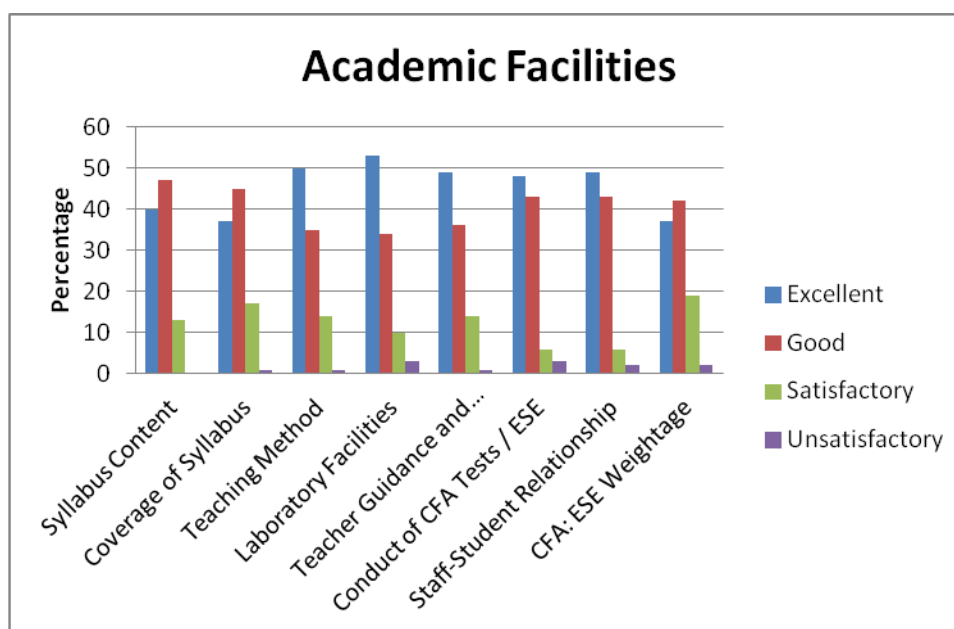
|    |                                       |                      |
|----|---------------------------------------|----------------------|
| 18 | Outreach Activities                   | Extension Activities |
| 19 | Participation in Extension Activities |                      |
| 20 | Programme of your Study               | Overall Observation  |
| 21 | Facilities Made Available             |                      |
| 22 | Administration Support Given          |                      |
| 23 | Extra-Curricular Activities Provided  |                      |
| 24 | Examination System                    |                      |

**Analysis of feedback received from students (year wise from 2018-19)**

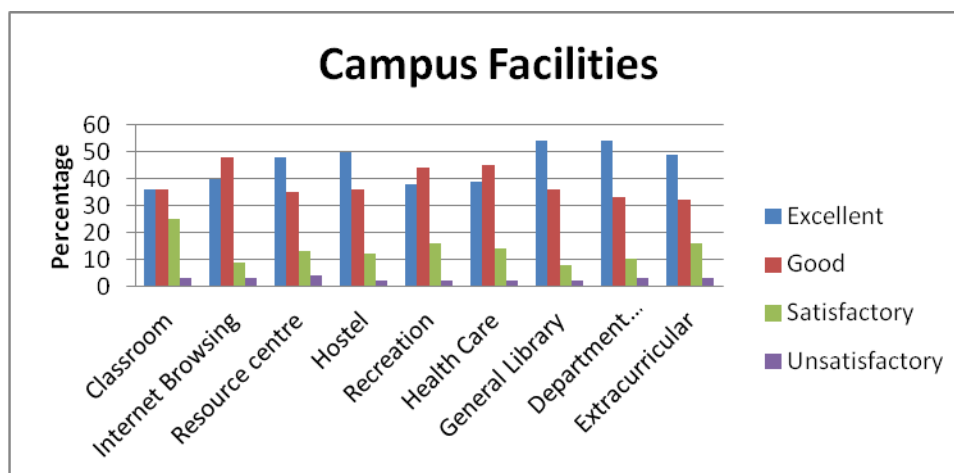
| Year   |       | 2018-19   |      |              |                |
|--|-------|-----------|------|--------------|----------------|
| Rating on \Rating  |       | Excellent | Good | Satisfactory | Unsatisfactory |
| Academic Facilities<br>(Syllabus Content)<br>(Q. No. 1)                    | COUNT | 801       | 941  | 260          | 0              |
|  | %     | 40        | 47   | 13           | 0              |
| Academic Facilities<br>(Coverage of Syllabus)<br>(Q. No. 2)                | COUNT | 741       | 901  | 341          | 20             |
|  | %     | 37        | 45   | 17           | 1              |
| Academic Facilities<br>(Teaching Methods)<br>(Q. No. 3)                    | COUNT | 1002      | 701  | 280          | 20             |
|  | %     | 50        | 35   | 14           | 1              |
| Academic Facilities<br>(Laboratory Facilities)<br>(Q. No. 4)               | COUNT | 1062      | 681  | 200          | 60             |
|  | %     | 53        | 34   | 10           | 3              |
| Academic Facilities<br>(Teacher Guidance and<br>Counselling)<br>(Q. No. 5) | COUNT | 981       | 721  | 280          | 20             |
|  | %     | 49        | 36   | 14           | 1              |
| Academic Facilities<br>(Conduct of CFA Tests / ESE)<br>(Q. No. 6)          | COUNT | 961       | 861  | 120          | 60             |
|  | %     | 48        | 43   | 6            | 3              |
| Academic Facilities<br>(Staff-Student Relationship)<br>(Q. No. 7)          | COUNT | 981       | 861  | 120          | 40             |
|  | %     | 49        | 43   | 6            | 2              |

|   |       |      |     |     |    |
|---|-------|------|-----|-----|----|
| Academic Facilities<br>(CFA: ESE Weightage)<br>(Q. No. 8)                         | COUNT | 741  | 841 | 381 | 40 |
|   | %     | 37   | 42  | 19  | 2  |
| Campus Facilities<br>(Classrooms)<br>(Q. No. 9)                                   | COUNT | 721  | 721 | 501 | 60 |
|   | %     | 36   | 36  | 25  | 3  |
| Campus Facilities<br>(Internet Browsing)<br>(Q. No. 10)                           | COUNT | 801  | 961 | 180 | 60 |
|   | %     | 40   | 48  | 9   | 3  |
| Campus Facilities<br>(Amenity / Services)<br>(Q. No. 11)                          | COUNT | 961  | 701 | 260 | 80 |
|   | %     | 48   | 35  | 13  | 4  |
| Campus Facilities<br>(Hostel)<br>(Q. No. 12)                                      | COUNT | 1002 | 721 | 240 | 40 |
|   | %     | 50   | 36  | 12  | 2  |
| Campus Facilities<br>(Recreation)<br>(Q. No. 13)                                  | COUNT | 761  | 881 | 320 | 40 |
|   | %     | 38   | 44  | 16  | 2  |
| Campus Facilities<br>(Health Care)<br>(Q. No. 14)                                 | COUNT | 781  | 901 | 280 | 40 |
|   | %     | 39   | 45  | 14  | 2  |
| Campus Facilities<br>(General Library)<br>(Q. No. 15)                             | COUNT | 1082 | 721 | 160 | 40 |
|   | %     | 54   | 36  | 8   | 2  |
| Campus Facilities<br>(Department Library)<br>(Q. No. 16)                          | COUNT | 1082 | 661 | 200 | 60 |
|   | %     | 54   | 33  | 10  | 3  |
| Campus Facilities<br>(Extracurricular)<br>(Q. No. 17)                             | COUNT | 981  | 641 | 320 | 60 |
|   | %     | 49   | 32  | 16  | 3  |
| Extension Activities<br>(Outreach Activities)<br>(Q. No. 18)                      | COUNT | 761  | 921 | 260 | 60 |
|   | %     | 38   | 46  | 13  | 3  |
| Extension Activities<br>(Participation in Extension<br>Activities)<br>(Q. No. 19) | COUNT | 921  | 841 | 180 | 60 |
|   | %     | 46   | 42  | 9   | 3  |
| Extension Activities<br>(Programme of your Study)<br>(Q. No. 20)                  | COUNT | 1002 | 721 | 240 | 40 |
|   | %     | 50   | 36  | 12  | 2  |
| Overall Observation<br>(Facilities Made Available)<br>(Q. No. 21)                 | COUNT | 1082 | 741 | 120 | 60 |
|   | %     | 54   | 37  | 6   | 3  |
| Overall Observation<br>(Administration Support<br>Given)<br>(Q. No. 22)           | COUNT | 1022 | 741 | 180 | 60 |
|   | %     | 51   | 37  | 9   | 3  |
| Overall Observation<br>(Extra-Curricular Activities<br>Provided)<br>(Q. No. 23)   | COUNT | 941  | 781 | 220 | 60 |
|   | %     | 47   | 39  | 11  | 3  |
| Overall Observation<br>(Examination System)<br>(Q. No. 24)                        | COUNT | 921  | 781 | 240 | 60 |
|   | %     | 46   | 39  | 12  | 3  |

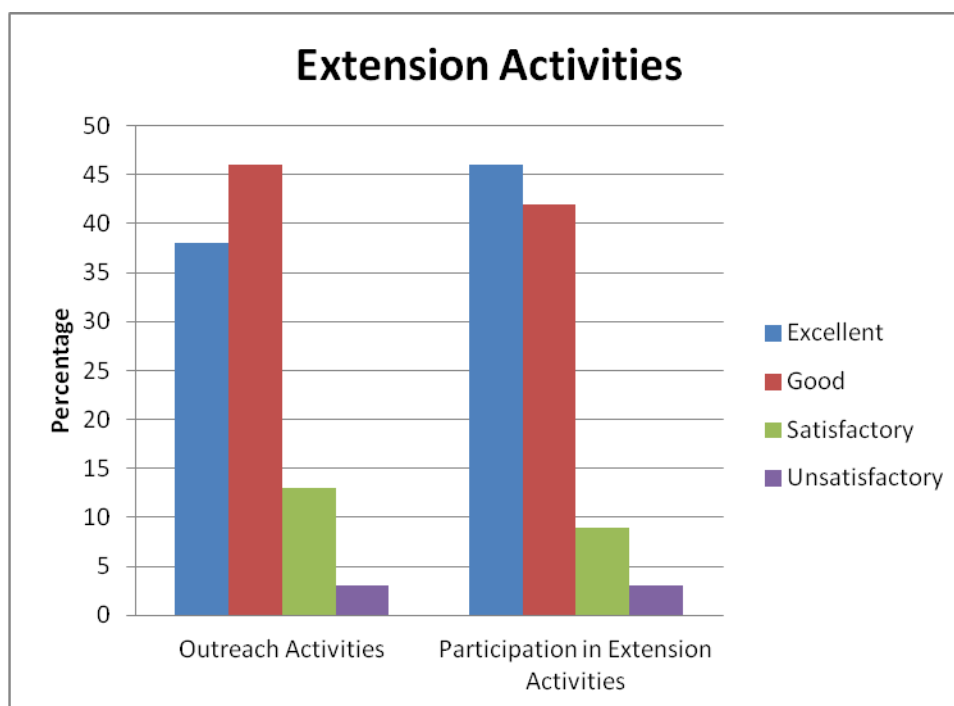
|                | <b>Academic Facilities (Percentage)</b> |                      |                 |                       |                                  |                            |                            |                    |
|----------------|---|----------------------|-----------------|-----------------------|----------------------------------|----------------------------|----------------------------|--------------------|
|                | Syllabus Content                        | Coverage of Syllabus | Teaching Method | Laboratory Facilities | Teacher Guidance and Counselling | Conduct of CFA Tests / ESE | Staff-Student Relationship | CFA: ESE Weightage |
| Excellent      | 40                                      | 37                   | 64              | 53                    | 49                               | 48                         | 49                         | 37                 |
| Good           | 47                                      | 45                   | 28              | 34                    | 36                               | 43                         | 43                         | 42                 |
| Satisfactory   | 13                                      | 17                   | 13              | 10                    | 14                               | 6                          | 6                          | 19                 |
| Unsatisfactory | 0                                       | 1                    | 1               | 3                     | 1                                | 3                          | 2                          | 2                  |



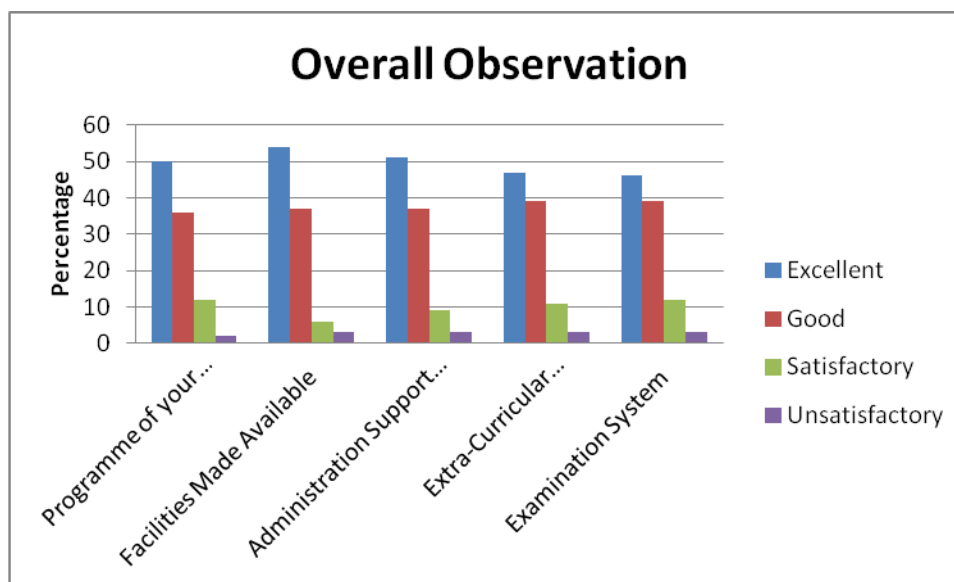
|                | <b>Campus Facilities (Percentage)</b> |                   |                 |        |            |             |                 |                    |                 |
|----------------|---------------------------------------|-------------------|-----------------|--------|------------|-------------|-----------------|--------------------|-----------------|
|                | Classroom                             | Internet Browsing | Resource centre | Hostel | Recreation | Health Care | General Library | Department Library | Extracurricular |
| Excellent      | 36                                    | 40                | 48              | 50     | 38         | 39          | 54              | 54                 | 49              |
| Good           | 36                                    | 48                | 35              | 36     | 44         | 45          | 36              | 33                 | 32              |
| Satisfactory   | 25                                    | 9                 | 13              | 12     | 16         | 14          | 8               | 10                 | 16              |
| Unsatisfactory | 3                                     | 3                 | 4               | 2      | 2          | 2           | 2               | 3                  | 3               |



|                | Extension Activities (Percentage) |                                       |
|----------------|-----------------------------------|---------------------------------------|
|                | Outreach Activities               | Participation in Extension Activities |
| Excellent      | 38                                | 46                                    |
| Good           | 46                                | 42                                    |
| Satisfactory   | 13                                | 9                                     |
| Unsatisfactory | 3                                 | 3                                     |



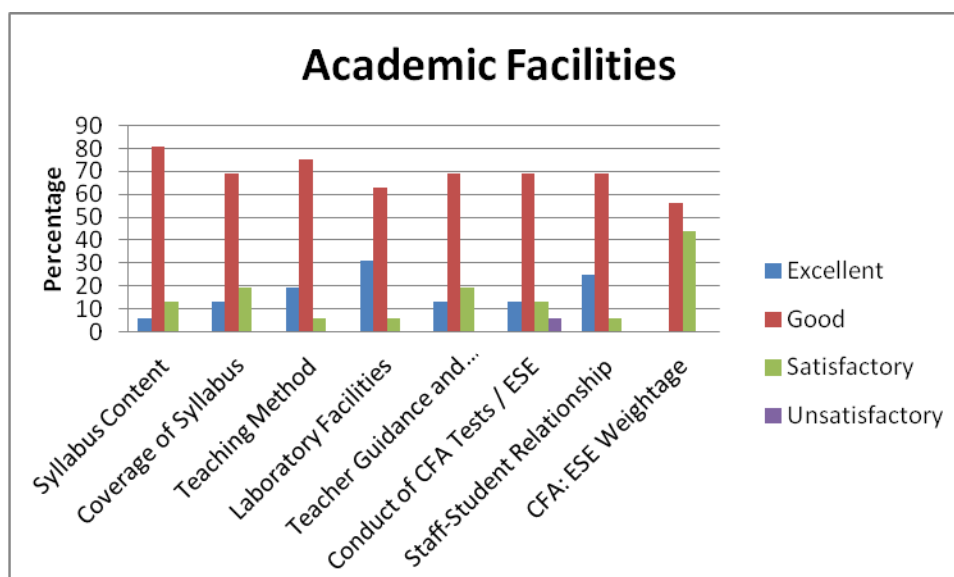
| Overall Observation (Percentage) |                         |                           |                              |                                      |                    |
|----------------------------------|-------------------------|---------------------------|------------------------------|--------------------------------------|--------------------|
|                                  | Programme of your Study | Facilities Made Available | Administration Support Given | Extra-Curricular Activities Provided | Examination System |
| Excellent                        | 50                      | 54                        | 51                           | 47                                   | 46                 |
| Good                             | 36                      | 37                        | 37                           | 39                                   | 39                 |
| Satisfactory                     | 12                      | 6                         | 9                            | 11                                   | 12                 |
| Unsatisfactory                   | 2                       | 3                         | 3                            | 3                                    | 3                  |



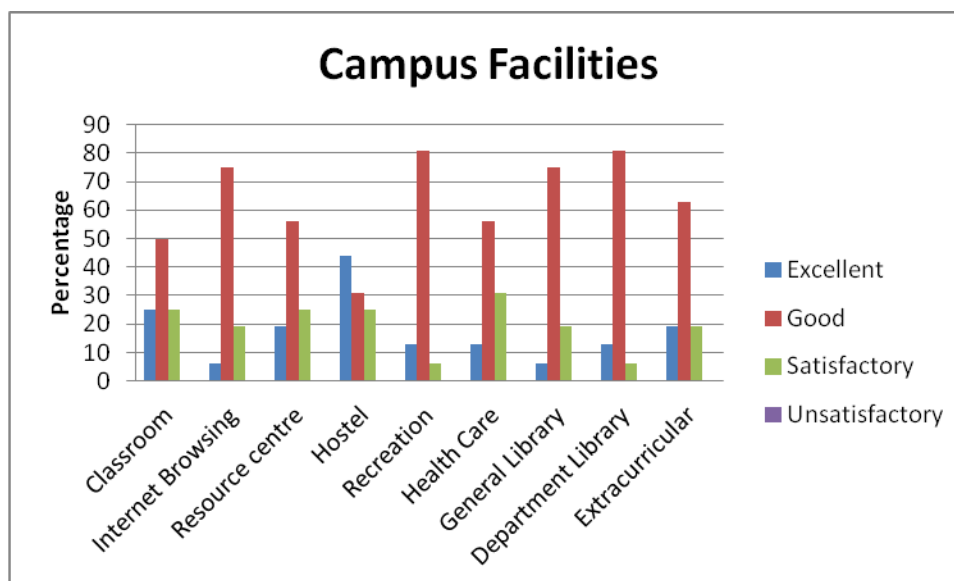
#### 1.4.1 Students Feedback Form (History– year wise from (2018-2019))

Total Number of Students : 16

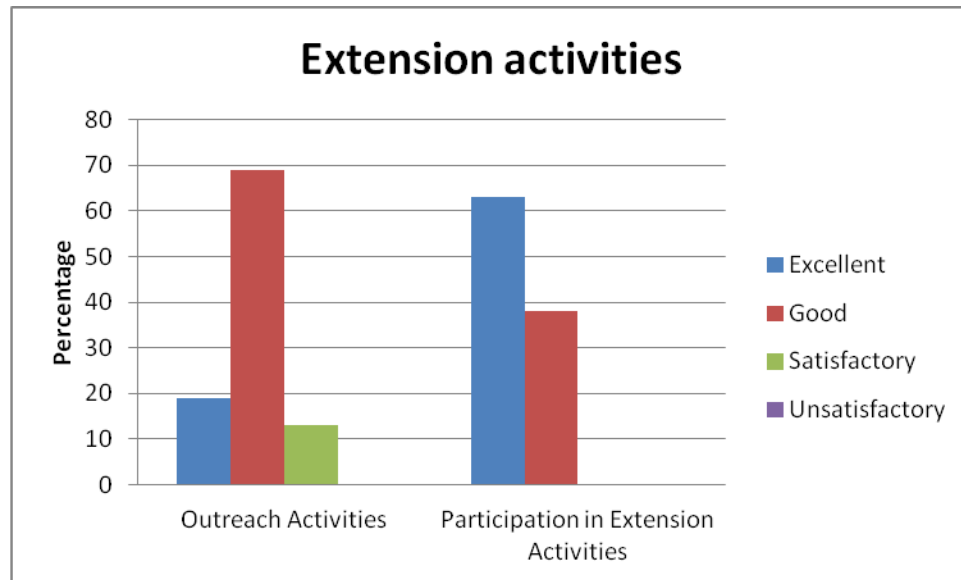
|                | Academic Facilities (Percentage) |                      |                 |                       |                                  |                            |                            |                    |
|----------------|----------------------------------|----------------------|-----------------|-----------------------|----------------------------------|----------------------------|----------------------------|--------------------|
|                | Syllabus Content                 | Coverage of Syllabus | Teaching Method | Laboratory Facilities | Teacher Guidance and Counselling | Conduct of CFA Tests / ESE | Staff-Student Relationship | CFA: ESE Weightage |
| Excellent      | 6                                | 13                   | 19              | 31                    | 13                               | 13                         | 25                         | 0                  |
| Good           | 81                               | 69                   | 75              | 63                    | 69                               | 69                         | 69                         | 56                 |
| Satisfactory   | 13                               | 19                   | 6               | 6                     | 19                               | 13                         | 6                          | 44                 |
| Unsatisfactory | 0                                | 0                    | 0               | 0                     | 0                                | 6                          | 0                          | 0                  |



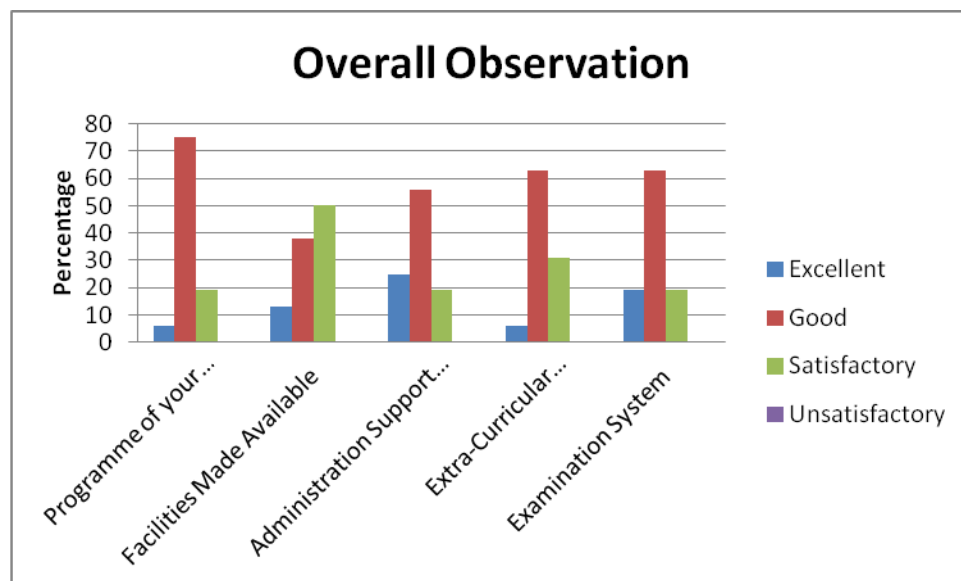
|                | Campus Facilities (Percentage) |                   |                 |        |            |             |                 |                    |                 |
|----------------|--------------------------------|-------------------|-----------------|--------|------------|-------------|-----------------|--------------------|-----------------|
|                | Classroom                      | Internet Browsing | Resource centre | Hostel | Recreation | Health Care | General Library | Department Library | Extracurricular |
| Excellent      | 25                             | 6                 | 19              | 44     | 13         | 13          | 6               | 13                 | 19              |
| Good           | 50                             | 75                | 56              | 31     | 81         | 56          | 75              | 81                 | 63              |
| Satisfactory   | 25                             | 19                | 25              | 25     | 6          | 31          | 19              | 6                  | 19              |
| Unsatisfactory | 0                              | 0                 | 0               | 0      | 0          | 0           | 0               | 0                  | 0               |



| Extension activities(Percentage) |                     |                                       |
|----------------------------------|---------------------|---------------------------------------|
|                                  | Outreach Activities | Participation in Extension Activities |
| Excellent                        | 19                  | 63                                    |
| Good                             | 69                  | 38                                    |
| Satisfactory                     | 13                  | 0                                     |
| Unsatisfactory                   | 0                   | 0                                     |



| Overall Observation (Percentage) |                         |                           |                              |                                      |                    |
|----------------------------------|-------------------------|---------------------------|------------------------------|--------------------------------------|--------------------|
|                                  | Programme of your Study | Facilities Made Available | Administration Support Given | Extra-Curricular Activities Provided | Examination System |
| Excellent                        | 6                       | 13                        | 25                           | 6                                    | 19                 |
| Good                             | 75                      | 38                        | 56                           | 63                                   | 63                 |
| Satisfactory                     | 19                      | 50                        | 19                           | 31                                   | 19                 |
| Unsatisfactory                   | 0                       | 0                         | 0                            | 0                                    | 0                  |

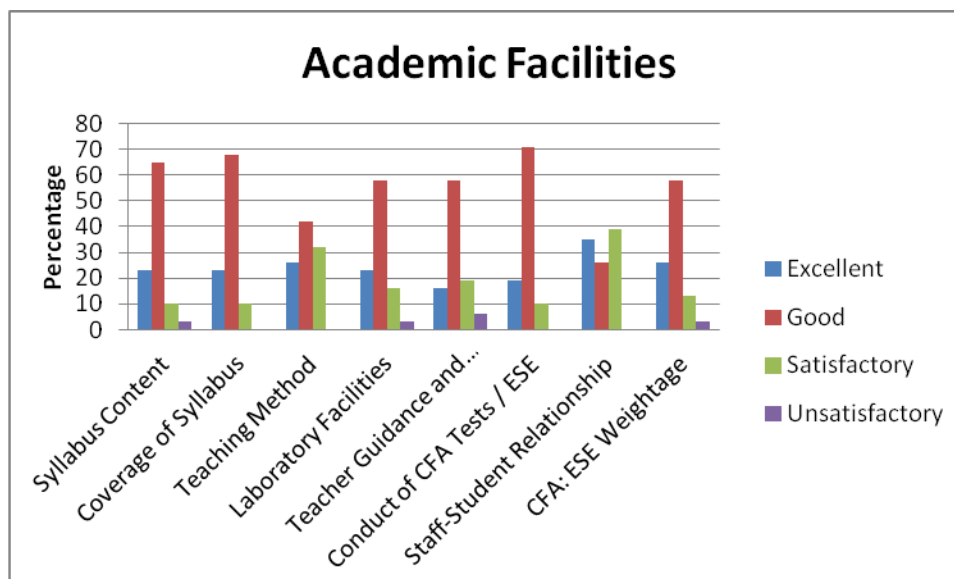




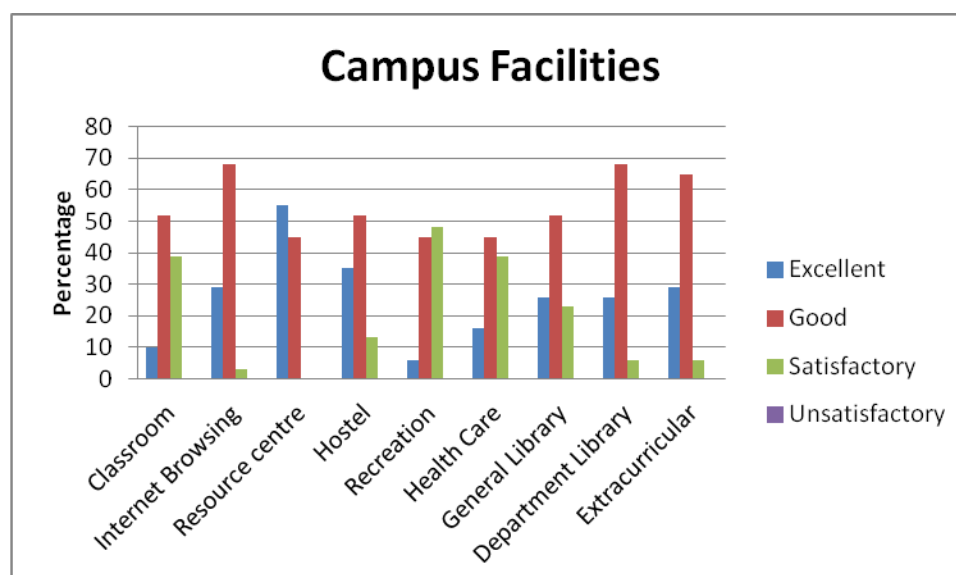
#### 1.4.1 Students Feedback Form (Journalism and Mass Communication– year wise from (2018-2019))

Total Number of Students : 31

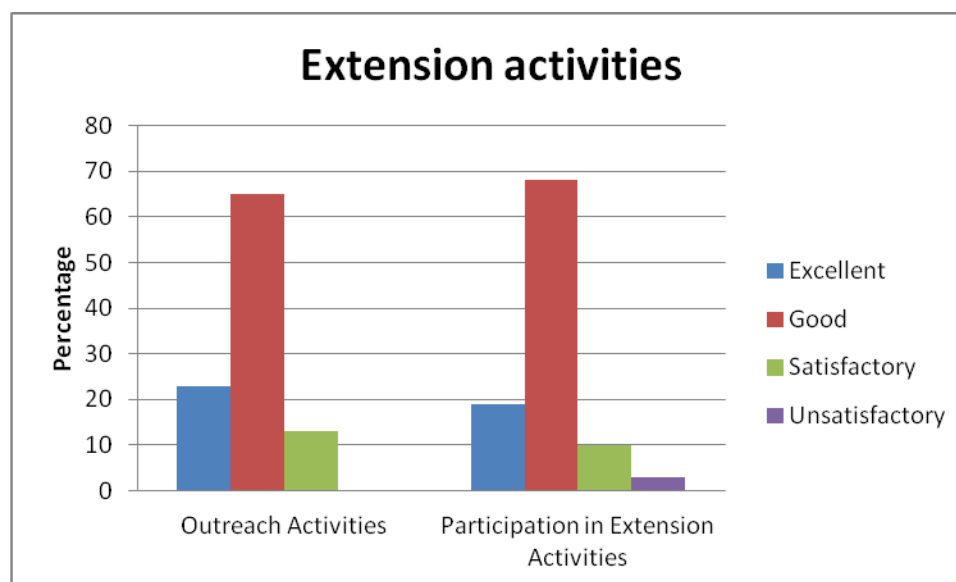
|                | Academic Facilities (Percentage) |                      |                 |                       |                                  |                            |                            |                    |
|----------------|----------------------------------|----------------------|-----------------|-----------------------|----------------------------------|----------------------------|----------------------------|--------------------|
|                | Syllabus Content                 | Coverage of Syllabus | Teaching Method | Laboratory Facilities | Teacher Guidance and Counselling | Conduct of CFA Tests / ESE | Staff-Student Relationship | CFA: ESE Weightage |
| Excellent      | 23                               | 23                   | 26              | 23                    | 16                               | 19                         | 35                         | 26                 |
| Good           | 65                               | 68                   | 42              | 58                    | 58                               | 71                         | 26                         | 58                 |
| Satisfactory   | 10                               | 10                   | 32              | 16                    | 19                               | 10                         | 39                         | 13                 |
| Unsatisfactory | 3                                | 0                    | 0               | 3                     | 6                                | 0                          | 0                          | 3                  |



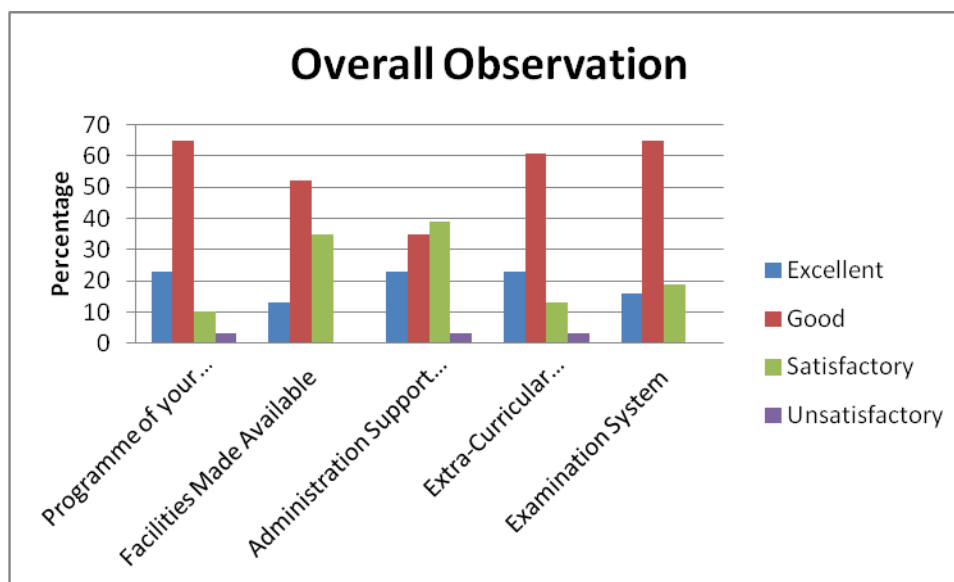
|                | Campus Facilities (Percentage) |                   |                 |        |            |             |                 |                    |                 |
|----------------|--------------------------------|-------------------|-----------------|--------|------------|-------------|-----------------|--------------------|-----------------|
|                | Classroom                      | Internet Browsing | Resource centre | Hostel | Recreation | Health Care | General Library | Department Library | Extracurricular |
| Excellent      | 10                             | 29                | 55              | 35     | 6          | 16          | 26              | 26                 | 29              |
| Good           | 52                             | 68                | 45              | 52     | 45         | 45          | 52              | 68                 | 65              |
| Satisfactory   | 39                             | 3                 | 0               | 13     | 48         | 39          | 23              | 6                  | 6               |
| Unsatisfactory | 0                              | 0                 | 0               | 0      | 0          | 0           | 0               | 0                  | 0               |



|                | Extension activities (Percentage) |                                       |
|----------------|-----------------------------------|---------------------------------------|
|                | Outreach Activities               | Participation in Extension Activities |
| Excellent      | 23                                | 19                                    |
| Good           | 65                                | 68                                    |
| Satisfactory   | 13                                | 10                                    |
| Unsatisfactory | 0                                 | 3                                     |



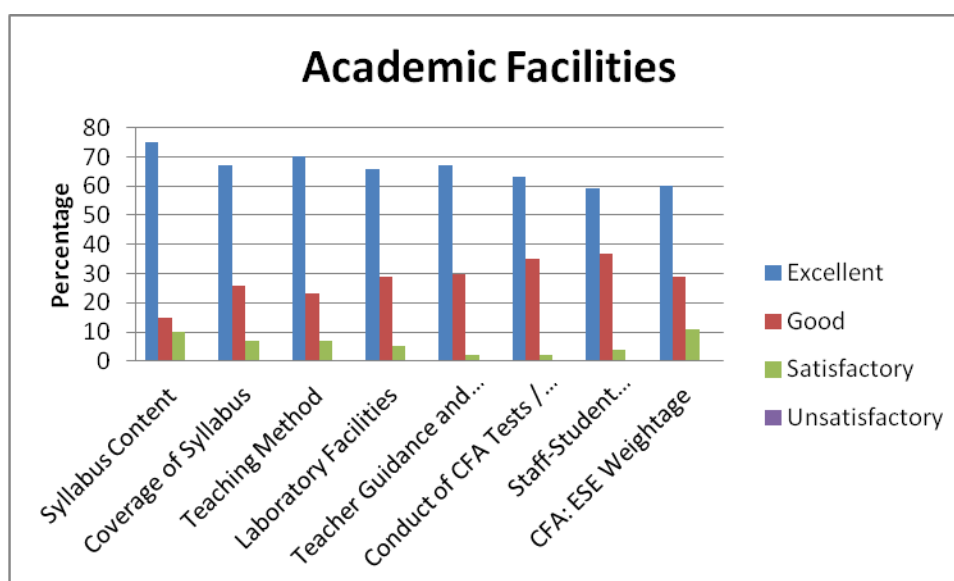
|                | Overall Observation (Percentage) |                           |                              |                                      |                    |
|----------------|----------------------------------|---------------------------|------------------------------|--------------------------------------|--------------------|
|                | Programme of your Study          | Facilities Made Available | Administration Support Given | Extra-Curricular Activities Provided | Examination System |
| Excellent      | 23                               | 13                        | 23                           | 23                                   | 16                 |
| Good           | 65                               | 52                        | 35                           | 61                                   | 65                 |
| Satisfactory   | 10                               | 35                        | 39                           | 13                                   | 19                 |
| Unsatisfactory | 3                                | 0                         | 3                            | 3                                    | 0                  |



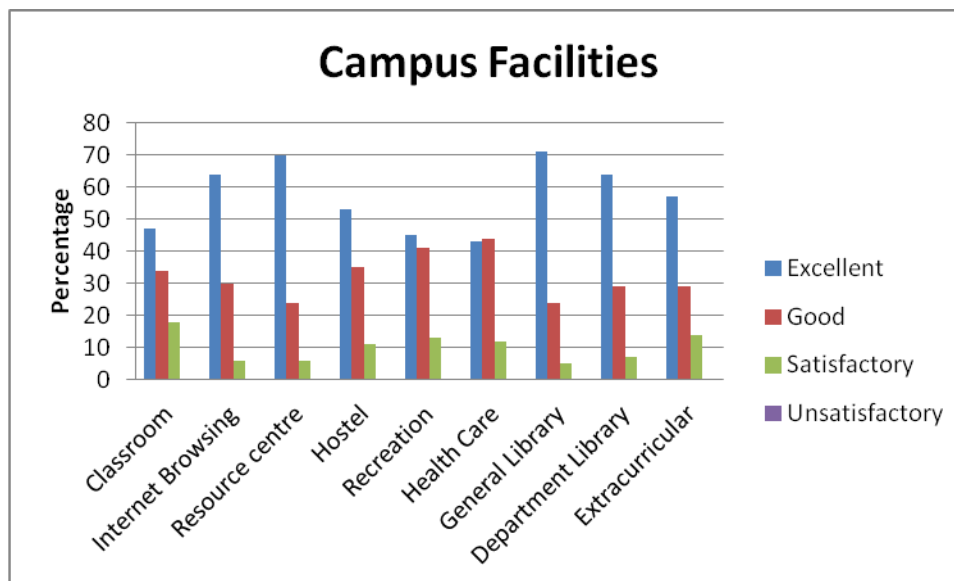
#### 1.4.1 Students Feedback Form (Computer Science-- year wise from (2018-2019))

Total Number of Students : 224

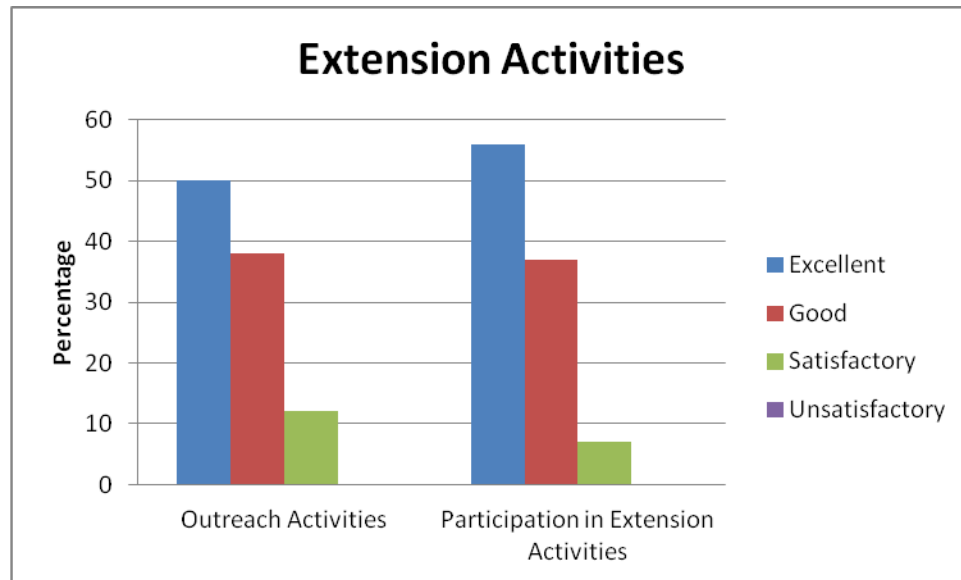
|                | Academic Facilities (Percentage) |                      |                 |                       |                                  |                            |                            |                    |
|----------------|----------------------------------|----------------------|-----------------|-----------------------|----------------------------------|----------------------------|----------------------------|--------------------|
|                | Syllabus Content                 | Coverage of Syllabus | Teaching Method | Laboratory Facilities | Teacher Guidance and Counselling | Conduct of CFA Tests / ESE | Staff-Student Relationship | CFA: ESE Weightage |
| Excellent      | 74                               | 67                   | 69              | 65                    | 67                               | 63                         | 58                         | 59                 |
| Good           | 16                               | 26                   | 23              | 30                    | 31                               | 36                         | 38                         | 29                 |
| Satisfactory   | 10                               | 7                    | 8               | 5                     | 2                                | 2                          | 4                          | 11                 |
| Unsatisfactory | 0                                | 0                    | 0               | 0                     | 0                                | 0                          | 0                          | 0                  |



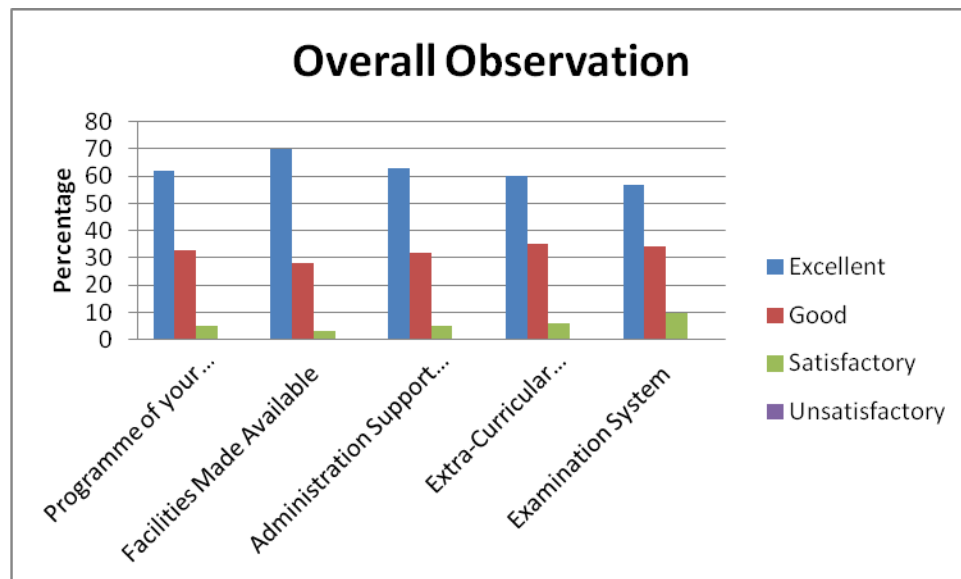
|                | Campus Facilities (Percentage) |                   |                 |        |            |             |                 |                    |                 |
|----------------|--------------------------------|-------------------|-----------------|--------|------------|-------------|-----------------|--------------------|-----------------|
|                | Classroom                      | Internet Browsing | Resource centre | Hostel | Recreation | Health Care | General Library | Department Library | Extracurricular |
| Excellent      | 48                             | 64                | 71              | 54     | 44         | 42          | 71              | 63                 | 56              |
| Good           | 34                             | 30                | 24              | 35     | 42         | 45          | 24              | 30                 | 29              |
| Satisfactory   | 17                             | 6                 | 6               | 12     | 15         | 13          | 5               | 7                  | 14              |
| Unsatisfactory | 0                              | 0                 | 0               | 0      | 0          | 0           | 0               | 0                  | 0               |



| Extension Activities (Percentage) |                     |                                       |
|-----------------------------------|---------------------|---------------------------------------|
|                                   | Outreach Activities | Participation in Extension Activities |
| Excellent                         | 48                  | 55                                    |
| Good                              | 40                  | 38                                    |
| Satisfactory                      | 13                  | 8                                     |
| Unsatisfactory                    | 0                   | 0                                     |



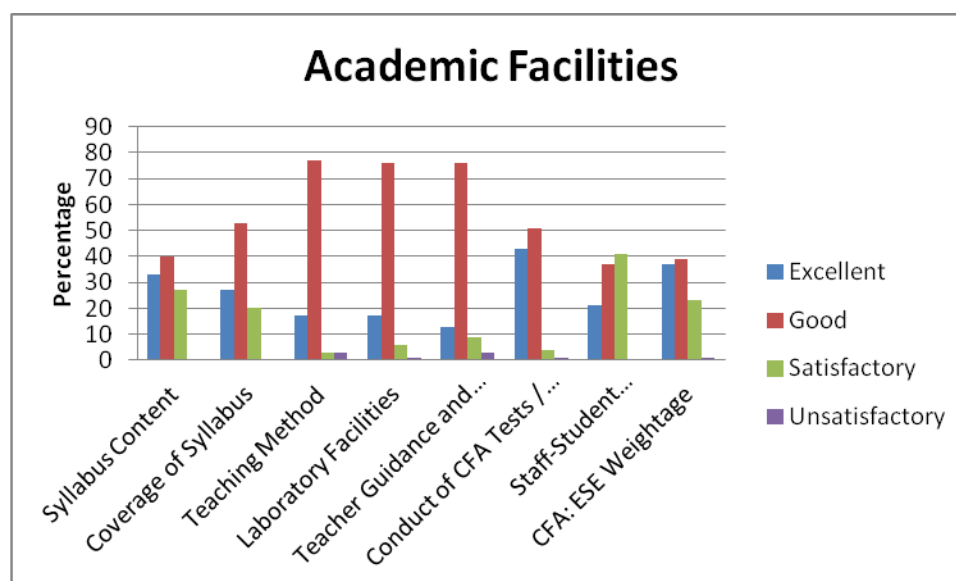
| Overall Observation (Percentage) |                         |                           |                              |                                      |                    |
|----------------------------------|-------------------------|---------------------------|------------------------------|--------------------------------------|--------------------|
|                                  | Programme of your Study | Facilities Made Available | Administration Support Given | Extra-Curricular Activities Provided | Examination System |
| Excellent                        | 61                      | 69                        | 62                           | 59                                   | 54                 |
| Good                             | 34                      | 28                        | 33                           | 36                                   | 36                 |
| Satisfactory                     | 5                       | 3                         | 5                            | 5                                    | 10                 |
| Unsatisfactory                   | 0                       | 0                         | 0                            | 0                                    | 0                  |



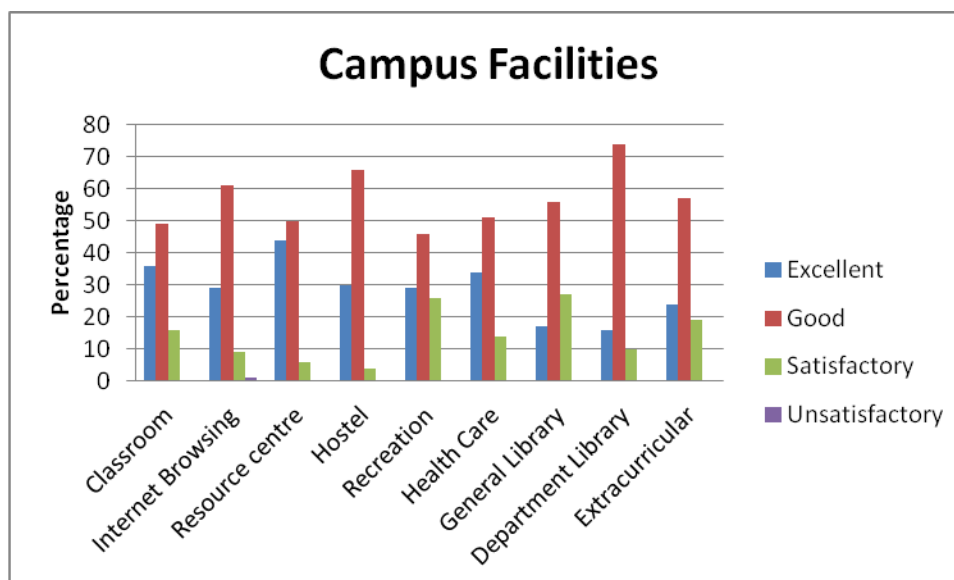
### 1.4.1 Students Feedback Form (Chemistry– year wise from (2018-2019))

Total Number of Students : 70

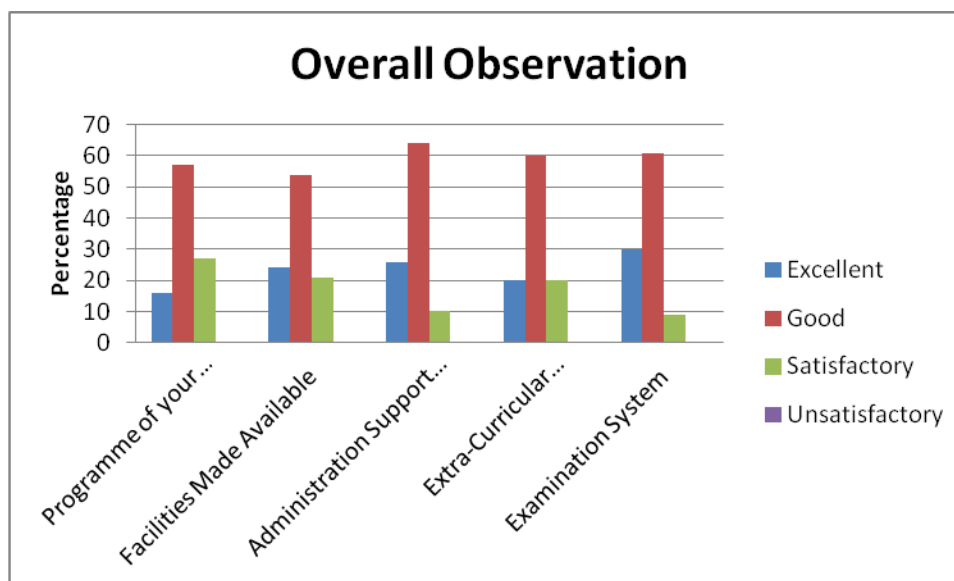
|                | Academic Facilities (Percentage) |                      |                 |                       |                                  |                            |                            |                    |
|----------------|----------------------------------|----------------------|-----------------|-----------------------|----------------------------------|----------------------------|----------------------------|--------------------|
|                | Syllabus Content                 | Coverage of Syllabus | Teaching Method | Laboratory Facilities | Teacher Guidance and Counselling | Conduct of CFA Tests / ESE | Staff-Student Relationship | CFA: ESE Weightage |
| Excellent      | 33                               | 27                   | 17              | 17                    | 13                               | 43                         | 21                         | 37                 |
| Good           | 40                               | 53                   | 77              | 76                    | 76                               | 51                         | 37                         | 39                 |
| Satisfactory   | 27                               | 20                   | 3               | 6                     | 9                                | 4                          | 41                         | 23                 |
| Unsatisfactory | 0                                | 0                    | 3               | 1                     | 3                                | 1                          | 0                          | 1                  |



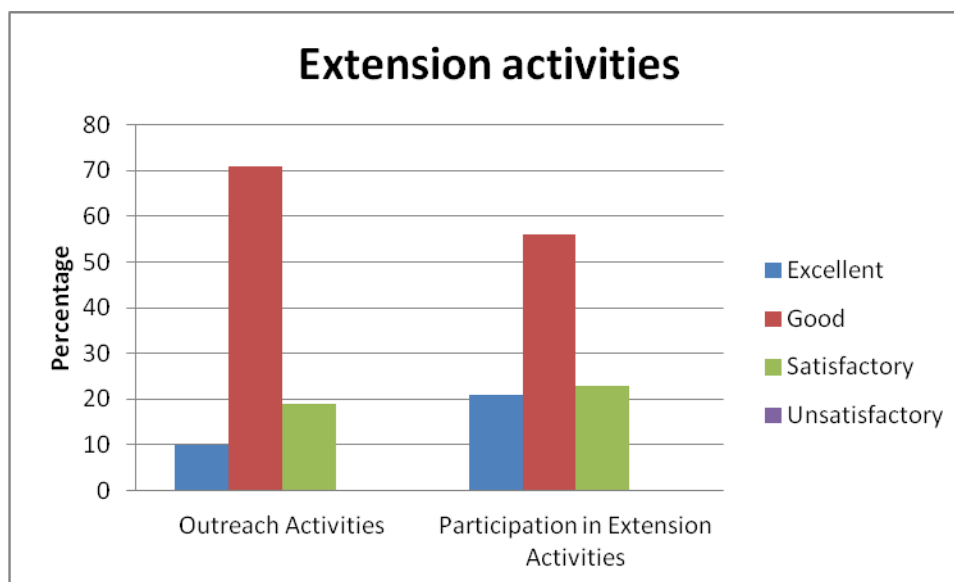
|                | Campus Facilities (Percentage) |                   |                 |        |            |             |                 |                    |                 |
|----------------|--------------------------------|-------------------|-----------------|--------|------------|-------------|-----------------|--------------------|-----------------|
|                | Classroom                      | Internet Browsing | Resource centre | Hostel | Recreation | Health Care | General Library | Department Library | Extracurricular |
| Excellent      | 36                             | 29                | 44              | 30     | 29         | 34          | 17              | 16                 | 24              |
| Good           | 49                             | 61                | 50              | 66     | 46         | 51          | 56              | 74                 | 57              |
| Satisfactory   | 16                             | 9                 | 6               | 4      | 26         | 14          | 27              | 10                 | 19              |
| Unsatisfactory | 0                              | 1                 | 0               | 0      | 0          | 0           | 0               | 0                  | 0               |



| Extension activities (Percentage) |                     |                                       |
|-----------------------------------|---------------------|---------------------------------------|
|                                   | Outreach Activities | Participation in Extension Activities |
| Excellent                         | 10                  | 21                                    |
| Good                              | 71                  | 56                                    |
| Satisfactory                      | 19                  | 23                                    |
| Unsatisfactory                    | 0                   | 0                                     |



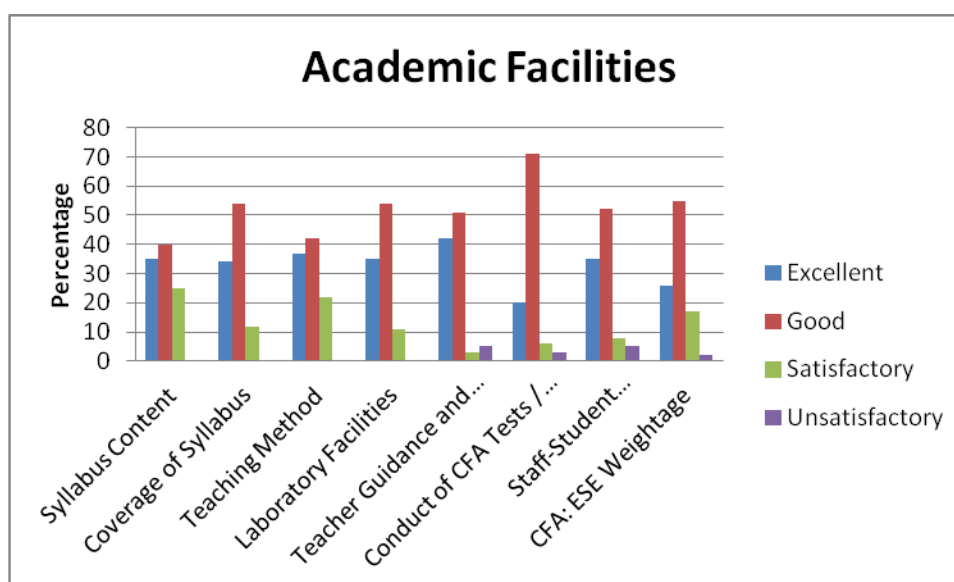
| Overall Observation (Percentage) |                         |                           |                              |                                      |                    |
|----------------------------------|-------------------------|---------------------------|------------------------------|--------------------------------------|--------------------|
|                                  | Programme of your Study | Facilities Made Available | Administration Support Given | Extra-Curricular Activities Provided | Examination System |
| Excellent                        | 16                      | 24                        | 26                           | 20                                   | 30                 |
| Good                             | 57                      | 54                        | 64                           | 60                                   | 61                 |
| Satisfactory                     | 27                      | 21                        | 10                           | 20                                   | 9                  |
| Unsatisfactory                   | 0                       | 0                         | 0                            | 0                                    | 0                  |



#### 1.4.1 Students Feedback Form (Biotechnology– year wise from (2018-2019))

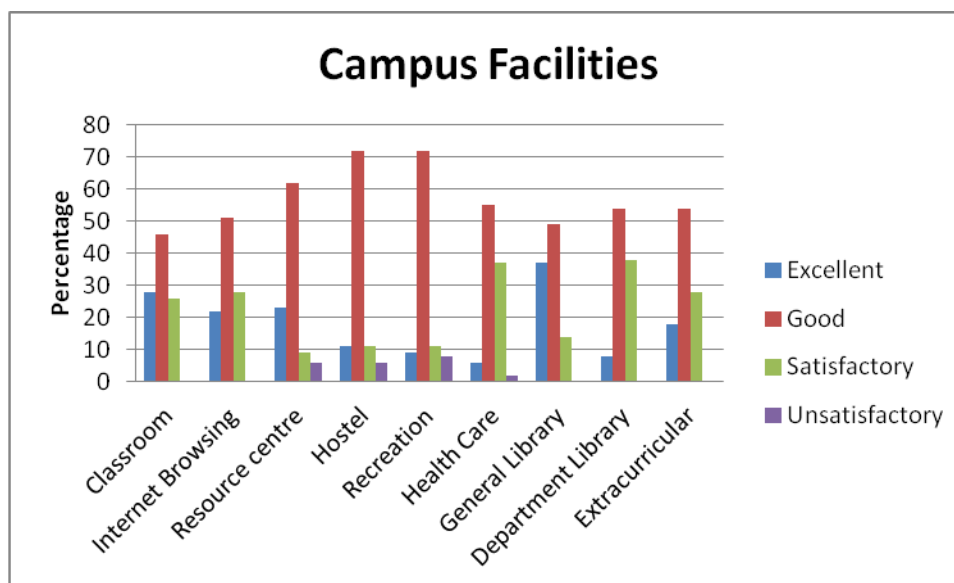
Total Number of Students : 70

|                | Academic Facilities (Percentage) |                      |                 |                       |                                  |                            |                            |                    |
|----------------|----------------------------------|----------------------|-----------------|-----------------------|----------------------------------|----------------------------|----------------------------|--------------------|
|                | Syllabus Content                 | Coverage of Syllabus | Teaching Method | Laboratory Facilities | Teacher Guidance and Counselling | Conduct of CFA Tests / ESE | Staff-Student Relationship | CFA: ESE Weightage |
| Excellent      | 35                               | 34                   | 37              | 35                    | 42                               | 20                         | 35                         | 26                 |
| Good           | 40                               | 54                   | 42              | 54                    | 51                               | 71                         | 52                         | 55                 |
| Satisfactory   | 25                               | 12                   | 22              | 11                    | 3                                | 6                          | 8                          | 17                 |
| Unsatisfactory | 0                                | 0                    | 0               | 0                     | 5                                | 3                          | 5                          | 2                  |

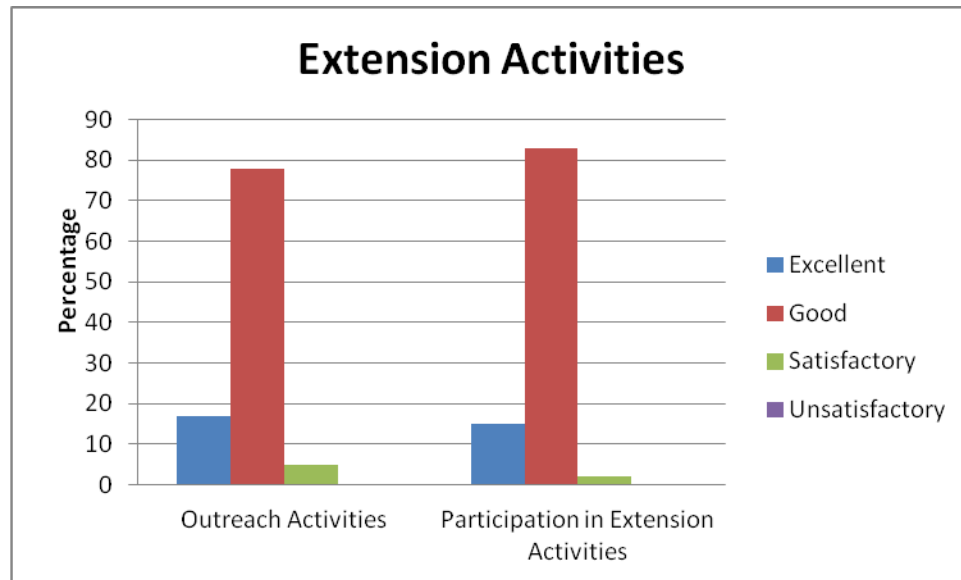




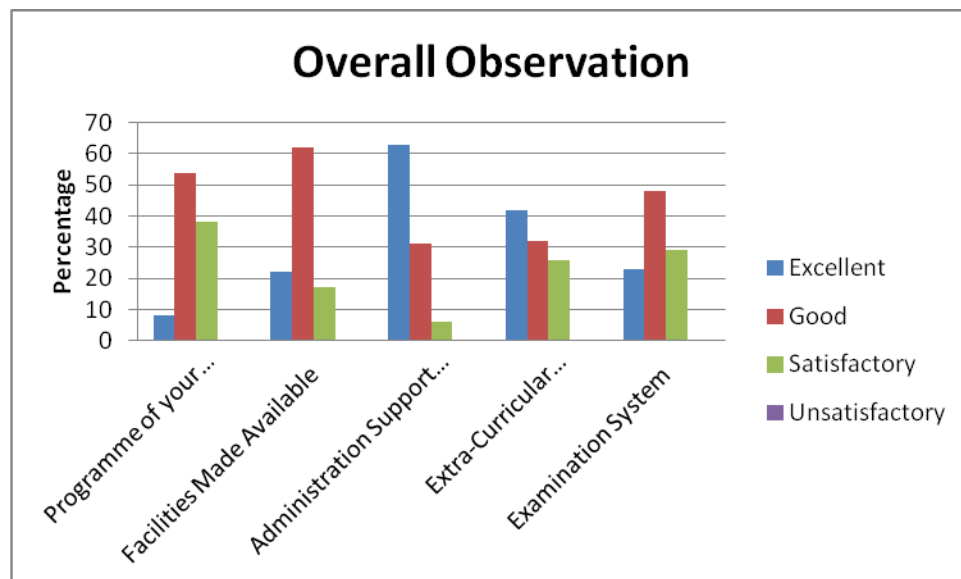
|                | <b>Campus Facilities (Percentage)</b> |                   |                 |        |            |             |                 |                    |                 |
|----------------|---------------------------------------|-------------------|-----------------|--------|------------|-------------|-----------------|--------------------|-----------------|
|                | Classroom                             | Internet Browsing | Resource centre | Hostel | Recreation | Health Care | General Library | Department Library | Extracurricular |
| Excellent      | 28                                    | 22                | 23              | 11     | 9          | 6           | 37              | 8                  | 18              |
| Good           | 46                                    | 51                | 62              | 72     | 72         | 55          | 49              | 54                 | 54              |
| Satisfactory   | 26                                    | 28                | 9               | 11     | 11         | 37          | 14              | 38                 | 28              |
| Unsatisfactory | 0                                     | 0                 | 6               | 6      | 8          | 2           | 0               | 0                  | 0               |



|                | <b>Extension activities (Percentage)</b> |                                       |
|----------------|--|---------------------------------------|
|                | Outreach Activities                      | Participation in Extension Activities |
| Excellent      | 17                                       | 15                                    |
| Good           | 78                                       | 83                                    |
| Satisfactory   | 5  | 2                                     |
| Unsatisfactory | 0  | 0                                     |



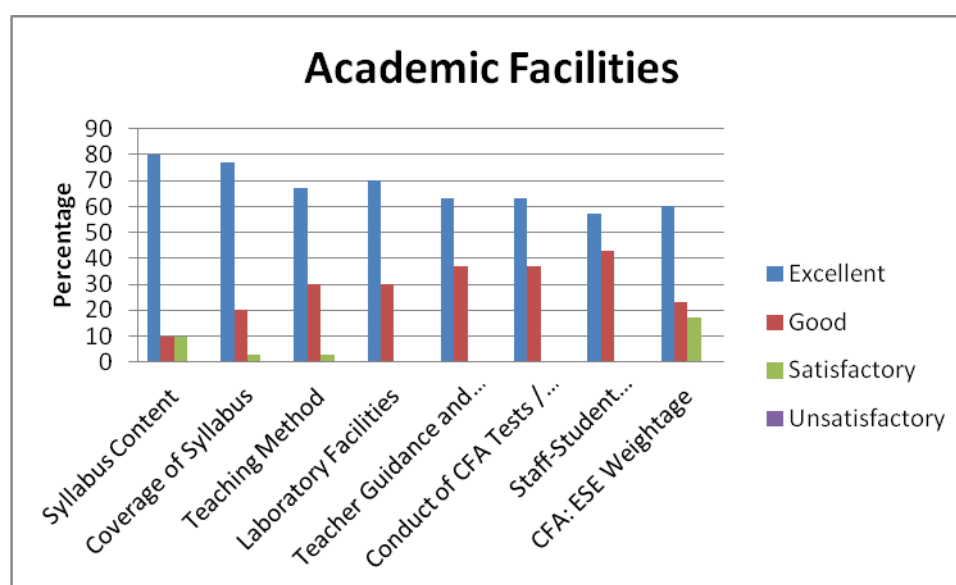
| Overall Observation (Percentage) |                         |                           |                              |                                      |                    |
|----------------------------------|-------------------------|---------------------------|------------------------------|--------------------------------------|--------------------|
|                                  | Programme of your Study | Facilities Made Available | Administration Support Given | Extra-Curricular Activities Provided | Examination System |
| Excellent                        | 8                       | 22                        | 63                           | 42                                   | 23                 |
| Good                             | 54                      | 62                        | 31                           | 32                                   | 48                 |
| Satisfactory                     | 38                      | 17                        | 6                            | 26                                   | 29                 |
| Unsatisfactory                   | 0                       | 0                         | 0                            | 0                                    | 0                  |



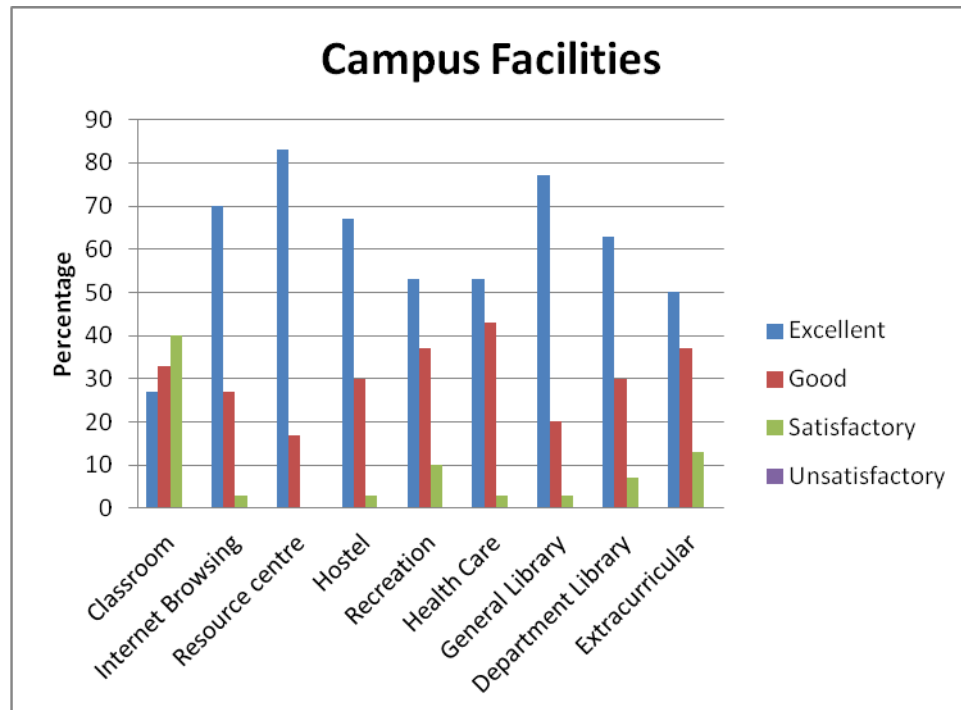
### 1.4.1 Students Feedback Form (Energy Science– year wise from (2018-2019))

Total Number of Students : 30

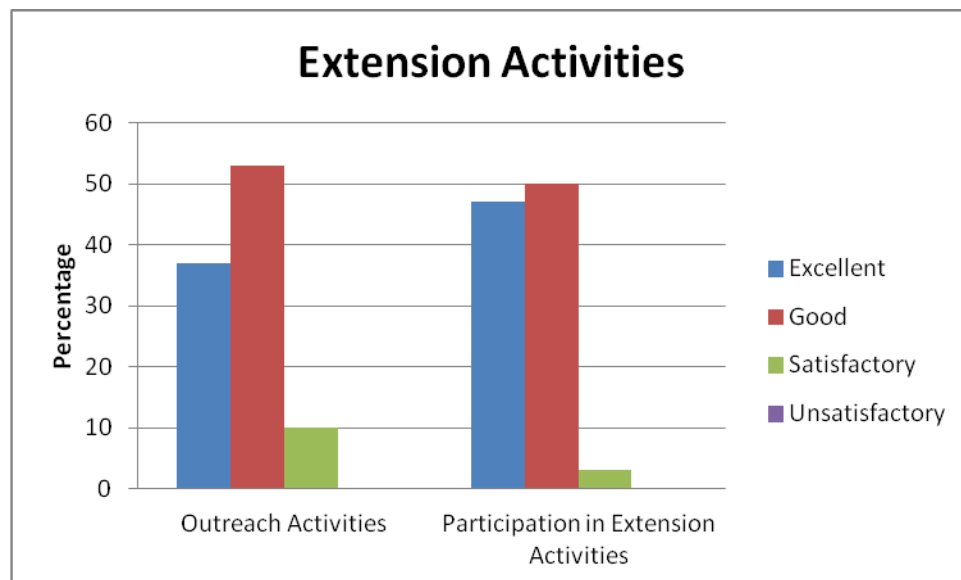
|                | Academic Facilities (Percentage) |                      |                 |                       |                                  |                            |                            |                    |
|----------------|----------------------------------|----------------------|-----------------|-----------------------|----------------------------------|----------------------------|----------------------------|--------------------|
|                | Syllabus Content                 | Coverage of Syllabus | Teaching Method | Laboratory Facilities | Teacher Guidance and Counselling | Conduct of CFA Tests / ESE | Staff-Student Relationship | CFA: ESE Weightage |
| Excellent      | 80                               | 77                   | 67              | 70                    | 63                               | 63                         | 57                         | 60                 |
| Good           | 10                               | 20                   | 30              | 30                    | 37                               | 37                         | 43                         | 23                 |
| Satisfactory   | 10                               | 3                    | 3               | 0                     | 0                                | 0                          | 0                          | 17                 |
| Unsatisfactory | 0                                | 0                    | 0               | 0                     | 0                                | 0                          | 0                          | 0                  |



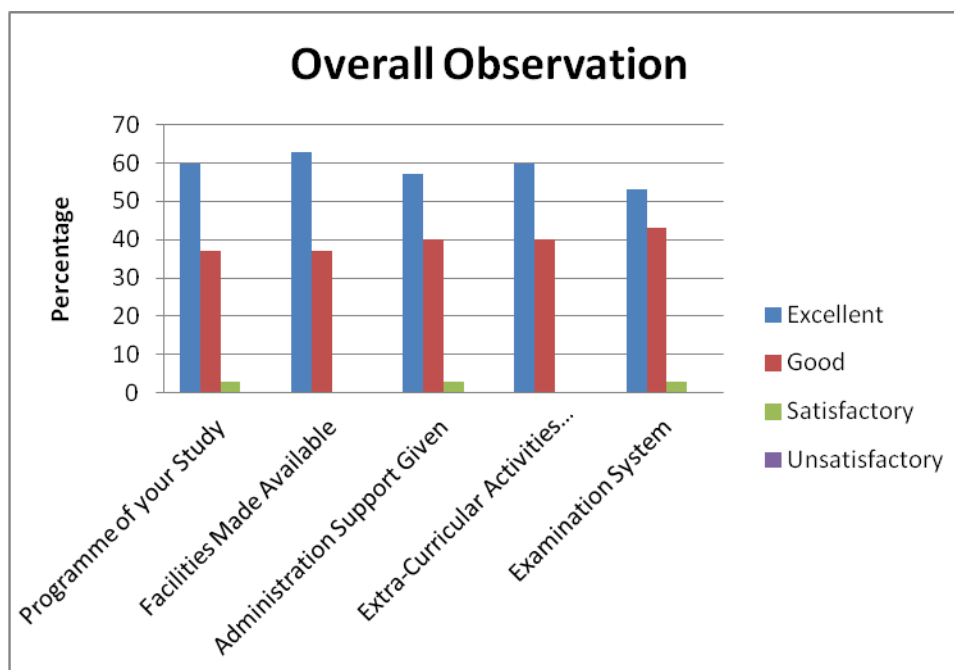
|                | Campus Facilities (Percentage) |                   |                 |        |            |             |                 |                    |                 |
|----------------|--------------------------------|-------------------|-----------------|--------|------------|-------------|-----------------|--------------------|-----------------|
|                | Classroom                      | Internet Browsing | Resource centre | Hostel | Recreation | Health Care | General Library | Department Library | Extracurricular |
| Excellent      | 27                             | 70                | 83              | 67     | 53         | 53          | 77              | 63                 | 50              |
| Good           | 33                             | 27                | 17              | 30     | 37         | 43          | 20              | 30                 | 37              |
| Satisfactory   | 40                             | 3                 | 0               | 3      | 10         | 3           | 3               | 7                  | 13              |
| Unsatisfactory | 0                              | 0                 | 0               | 0      | 0          | 0           | 0               | 0                  | 0               |



| Extension Activities (Percentage) |                     |                                       |
|-----------------------------------|---------------------|---------------------------------------|
|                                   | Outreach Activities | Participation in Extension Activities |
| Excellent                         | 37                  | 47                                    |
| Good                              | 53                  | 50                                    |
| Satisfactory                      | 10                  | 3                                     |
| Unsatisfactory                    | 0                   | 0                                     |



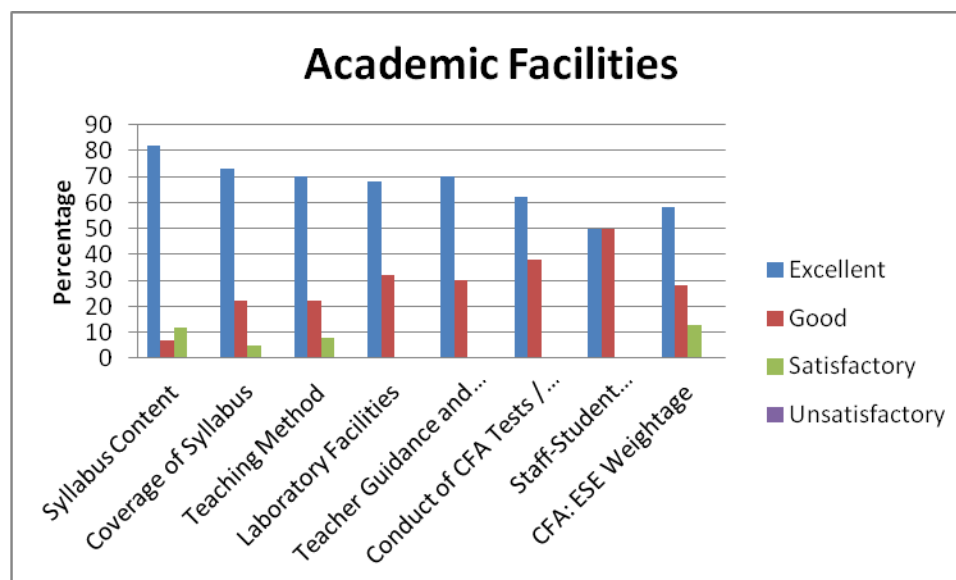
| Overall Observation (Percentage) |                         |                           |                              |                                      |                    |
|----------------------------------|-------------------------|---------------------------|------------------------------|--------------------------------------|--------------------|
|                                  | Programme of your Study | Facilities Made Available | Administration Support Given | Extra-Curricular Activities Provided | Examination System |
| Excellent                        | 60                      | 63                        | 57                           | 60                                   | 53                 |
| Good                             | 37                      | 37                        | 40                           | 40                                   | 43                 |
| Satisfactory                     | 3                       | 0                         | 3                            | 0                                    | 3                  |
| Unsatisfactory                   | 0                       | 0                         | 0                            | 0                                    | 0                  |



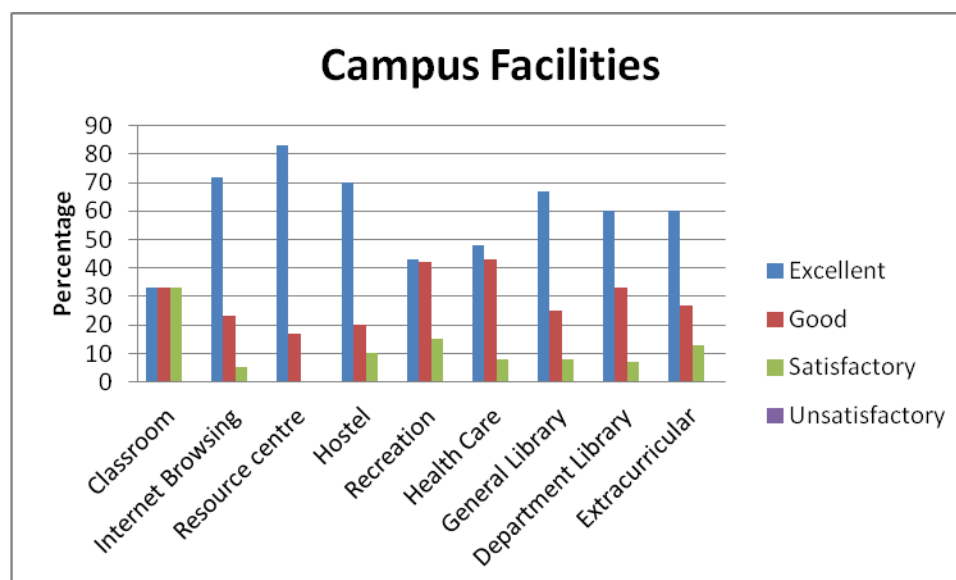
#### 1.4.1 Students Feedback Form (English– year wise from (2018-2019))

Total Number of Students : 60

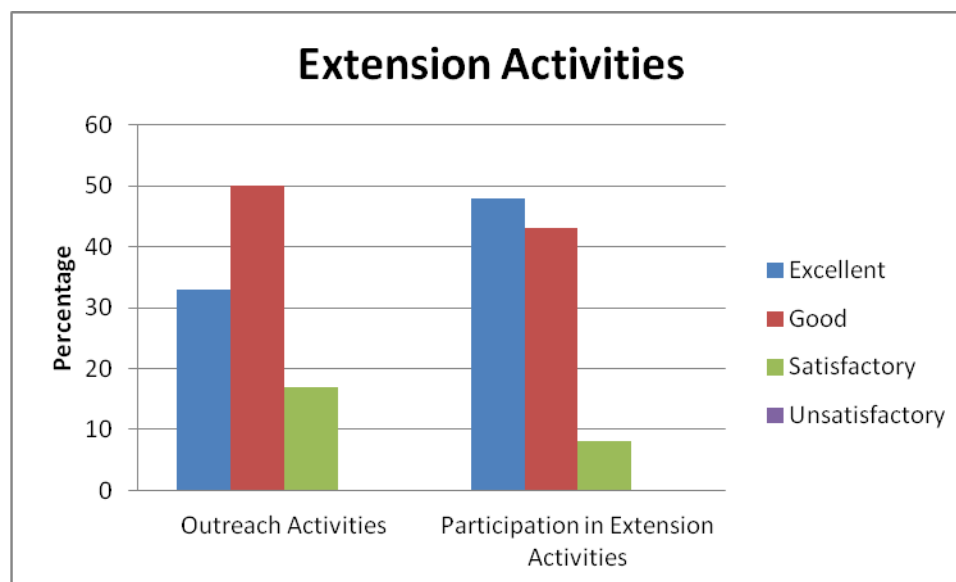
| Academic Facilities (Percentage) |                  |                      |                 |                       |                                  |                            |                            |                    |
|----------------------------------|------------------|----------------------|-----------------|-----------------------|----------------------------------|----------------------------|----------------------------|--------------------|
|                                  | Syllabus Content | Coverage of Syllabus | Teaching Method | Laboratory Facilities | Teacher Guidance and Counselling | Conduct of CFA Tests / ESE | Staff-Student Relationship | CFA: ESE Weightage |
| Excellent                        | 82               | 73                   | 70              | 68                    | 70                               | 62                         | 50                         | 58                 |
| Good                             | 7                | 22                   | 22              | 32                    | 30                               | 38                         | 50                         | 28                 |
| Satisfactory                     | 12               | 5                    | 8               | 0                     | 0                                | 0                          | 0                          | 13                 |
| Unsatisfactory                   | 0                | 0                    | 0               | 0                     | 0                                | 0                          | 0                          | 0                  |



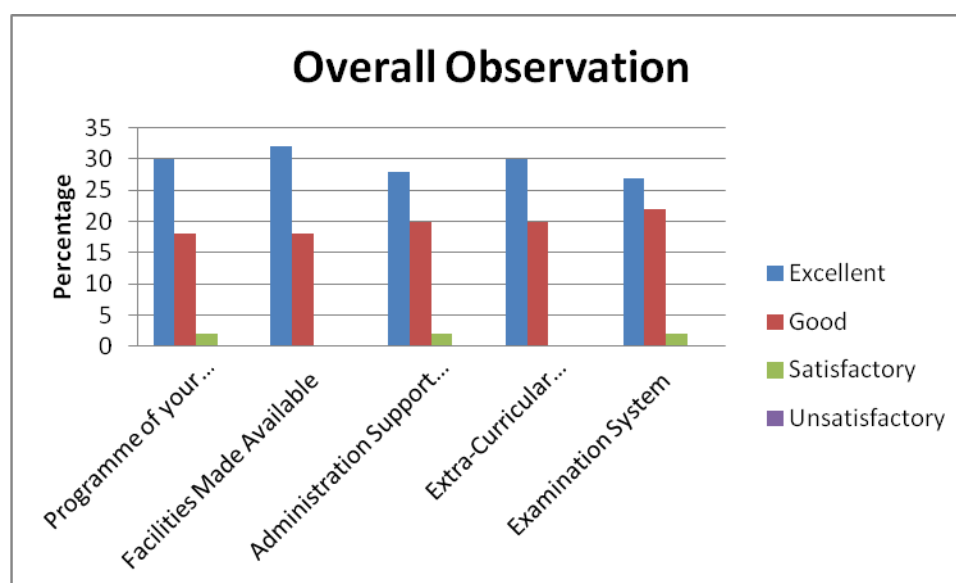
|                | Campus Facilities (Percentage) |                   |                 |        |            |             |                 |                    |                 |
|----------------|--------------------------------|-------------------|-----------------|--------|------------|-------------|-----------------|--------------------|-----------------|
|                | Classroom                      | Internet Browsing | Resource centre | Hostel | Recreation | Health Care | General Library | Department Library | Extracurricular |
| Excellent      | 33                             | 72                | 83              | 70     | 43         | 48          | 67              | 60                 | 60              |
| Good           | 33                             | 23                | 17              | 20     | 42         | 43          | 25              | 33                 | 27              |
| Satisfactory   | 33                             | 5                 | 0               | 10     | 15         | 8           | 8               | 7                  | 13              |
| Unsatisfactory | 0                              | 0                 | 0               | 0      | 0          | 0           | 0               | 0                  | 0               |



| Extension Activities (Percentage) |                     |                                       |
|-----------------------------------|---------------------|---------------------------------------|
|                                   | Outreach Activities | Participation in Extension Activities |
| Excellent                         | 33                  | 48                                    |
| Good                              | 50                  | 43                                    |
| Satisfactory                      | 17                  | 8                                     |
| Unsatisfactory                    | 0                   | 0                                     |



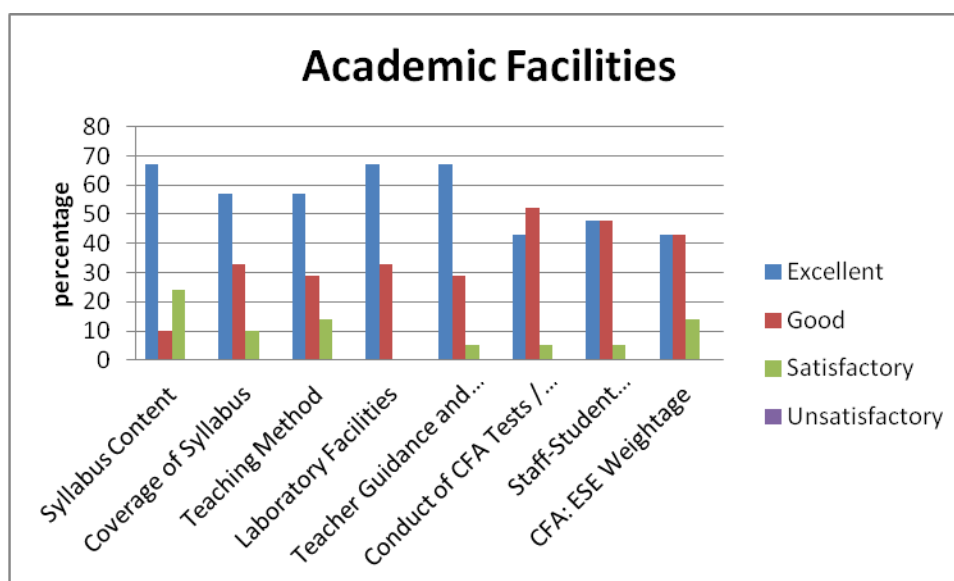
| Overall Observation (Percentage) |                         |                           |                              |                                      |                    |
|----------------------------------|-------------------------|---------------------------|------------------------------|--------------------------------------|--------------------|
|                                  | Programme of your Study | Facilities Made Available | Administration Support Given | Extra-Curricular Activities Provided | Examination System |
| Excellent                        | 30                      | 32                        | 28                           | 30                                   | 27                 |
| Good                             | 18                      | 18                        | 20                           | 20                                   | 22                 |
| Satisfactory                     | 2                       | 0                         | 2                            | 0                                    | 2                  |
| Unsatisfactory                   | 0                       | 0                         | 0                            | 0                                    | 0                  |



### 1.4.1 Students Feedback Form (Environmental Science– year wise from (2018-2019))

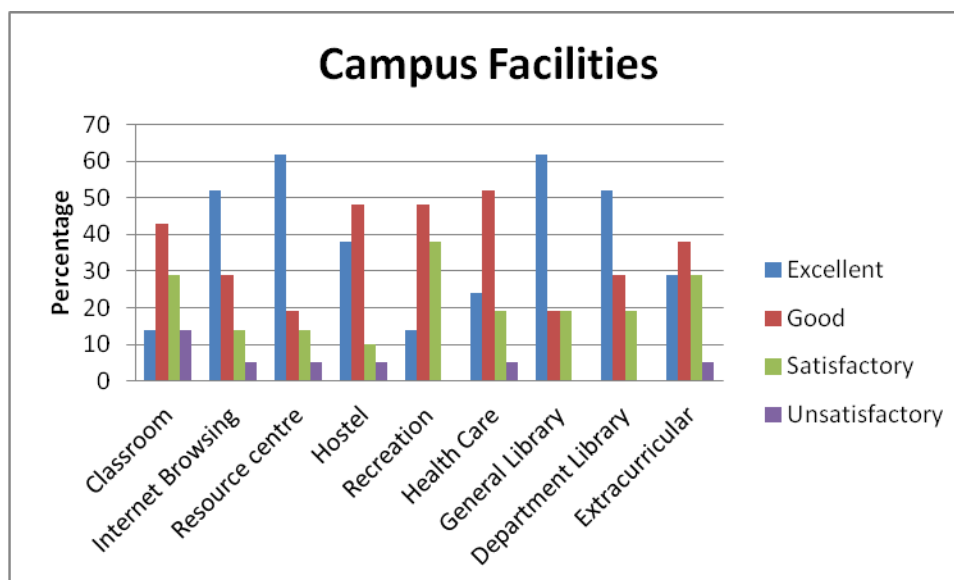
Total Number of Students : 21

|                | Academic Facilities (Percentage) |                      |                 |                       |                                  |                            |                            |                    |
|----------------|----------------------------------|----------------------|-----------------|-----------------------|----------------------------------|----------------------------|----------------------------|--------------------|
|                | Syllabus Content                 | Coverage of Syllabus | Teaching Method | Laboratory Facilities | Teacher Guidance and Counselling | Conduct of CFA Tests / ESE | Staff-Student Relationship | CFA: ESE Weightage |
| Excellent      | 67                               | 57                   | 57              | 67                    | 67                               | 43                         | 48                         | 43                 |
| Good           | 10                               | 33                   | 29              | 33                    | 29                               | 52                         | 48                         | 43                 |
| Satisfactory   | 24                               | 10                   | 14              | 0                     | 5                                | 5                          | 5                          | 14                 |
| Unsatisfactory | 0                                | 0                    | 0               | 0                     | 0                                | 0                          | 0                          | 0                  |

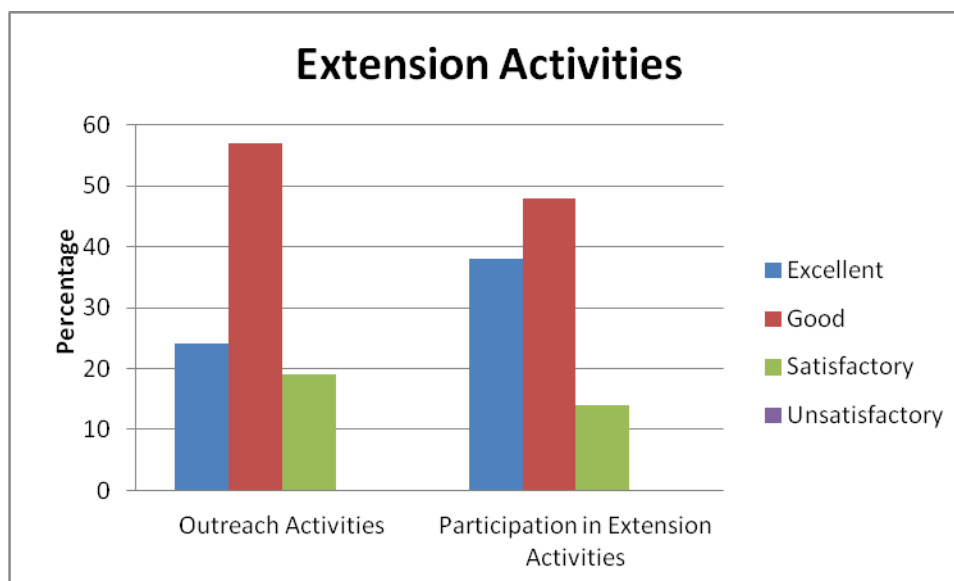


|                | Campus Facilities (Percentage) |                   |                 |        |            |             |                 |                    |                 |
|----------------|--------------------------------|-------------------|-----------------|--------|------------|-------------|-----------------|--------------------|-----------------|
|                | Classroom                      | Internet Browsing | Resource centre | Hostel | Recreation | Health Care | General Library | Department Library | Extracurricular |
| Excellent      | 14                             | 52                | 62              | 38     | 14         | 24          | 62              | 52                 | 29              |
| Good           | 43                             | 29                | 19              | 48     | 48         | 52          | 19              | 29                 | 38              |
| Satisfactory   | 29                             | 14                | 14              | 10     | 38         | 19          | 19              | 19                 | 29              |
| Unsatisfactory | 14                             | 5                 | 5               | 5      | 0          | 5           | 0               | 0                  | 5               |

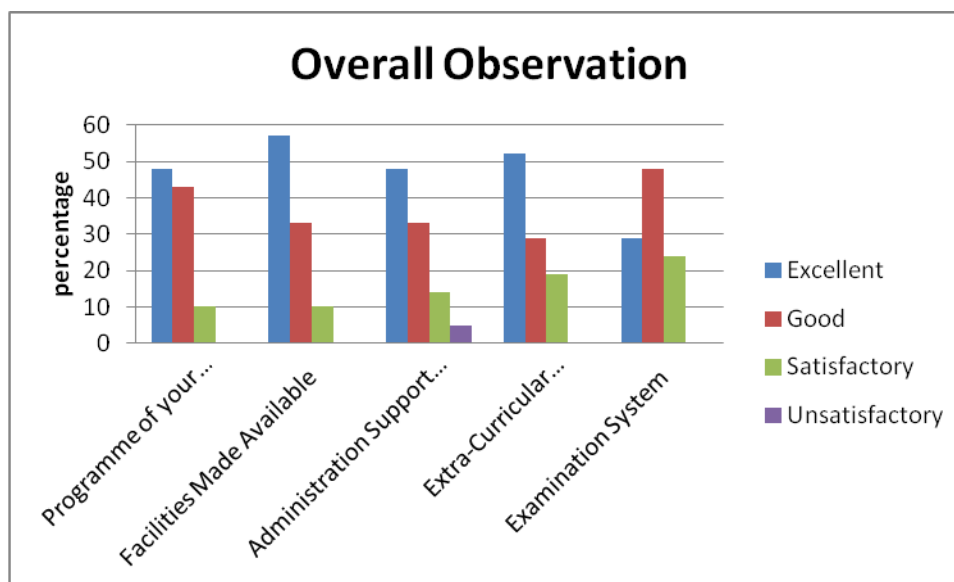




| Extension Activities (Percentage) |                     |                                       |
|-----------------------------------|---------------------|---------------------------------------|
|                                   | Outreach Activities | Participation in Extension Activities |
| Excellent                         | 24                  | 38                                    |
| Good                              | 57                  | 48                                    |
| Satisfactory                      | 19                  | 14                                    |
| Unsatisfactory                    | 0                   | 0                                     |

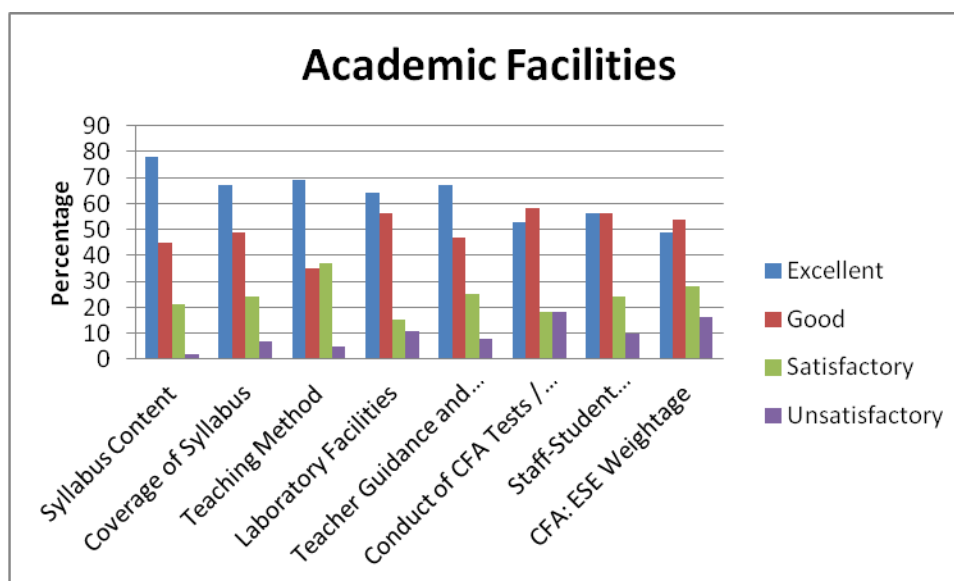


| Overall Observation (Percentage) |                         |                           |                              |                                      |                    |
|----------------------------------|-------------------------|---------------------------|------------------------------|--------------------------------------|--------------------|
|                                  | Programme of your Study | Facilities Made Available | Administration Support Given | Extra-Curricular Activities Provided | Examination System |
| Excellent                        | 48                      | 57                        | 48                           | 52                                   | 29                 |
| Good                             | 43                      | 33                        | 33                           | 29                                   | 48                 |
| Satisfactory                     | 10                      | 10                        | 14                           | 19                                   | 24                 |
| Unsatisfactory                   | 0                       | 0                         | 5                            | 0                                    | 0                  |

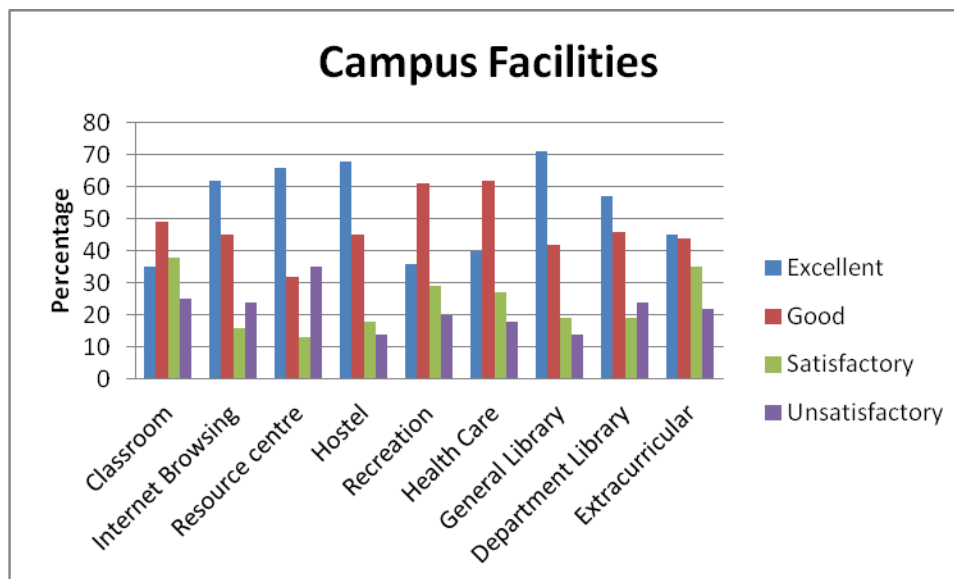


**1.4.1 Students Feedback Form (Food Science and Nutrition – year wise from (2018-2019))**  
**Total Number of Students : 211**

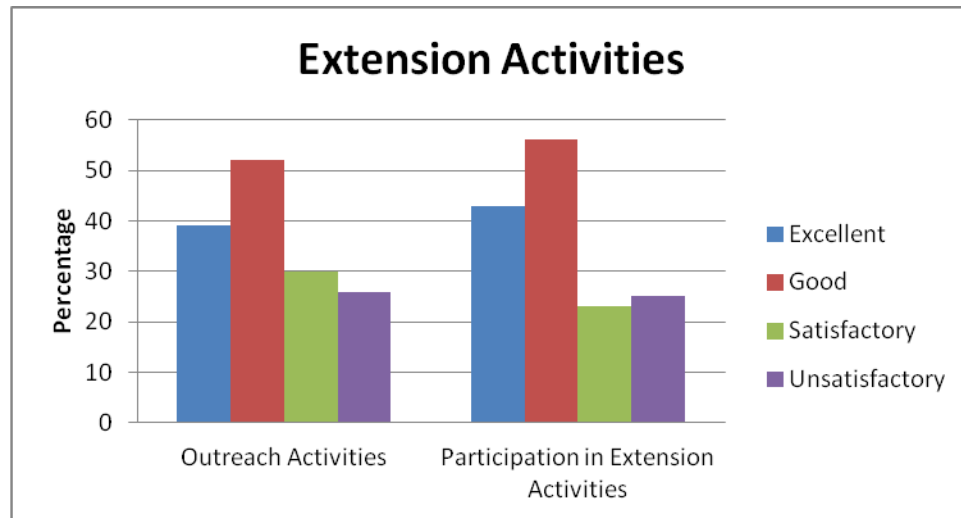
|                | Academic Facilities (Percentage) |                      |                 |                       |                                  |                            |                            |                    |
|----------------|----------------------------------|----------------------|-----------------|-----------------------|----------------------------------|----------------------------|----------------------------|--------------------|
|                | Syllabus Content                 | Coverage of Syllabus | Teaching Method | Laboratory Facilities | Teacher Guidance and Counselling | Conduct of CFA Tests / ESE | Staff-Student Relationship | CFA: ESE Weightage |
| Excellent      | 78                               | 67                   | 69              | 64                    | 67                               | 53                         | 56                         | 49                 |
| Good           | 45                               | 49                   | 35              | 56                    | 47                               | 58                         | 56                         | 54                 |
| Satisfactory   | 21                               | 24                   | 37              | 15                    | 25                               | 18                         | 24                         | 28                 |
| Unsatisfactory | 2                                | 7                    | 5               | 11                    | 8                                | 18                         | 10                         | 16                 |



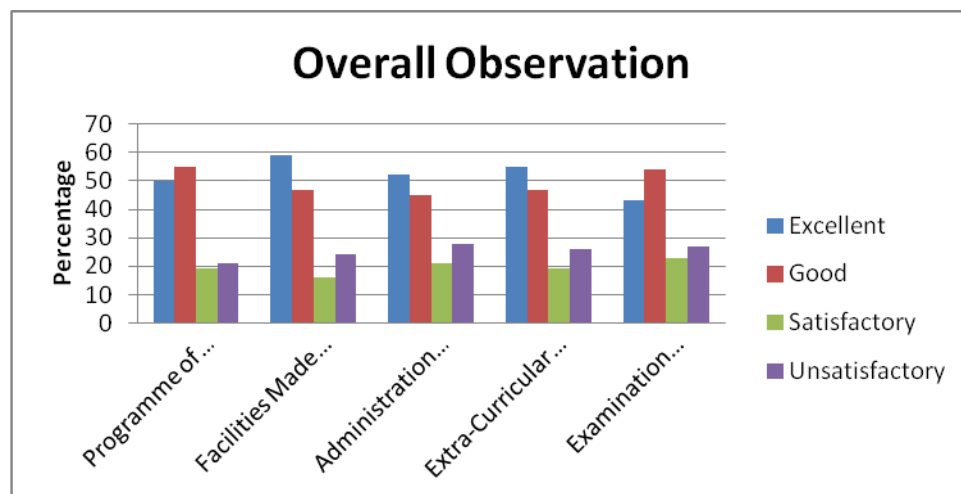
|                | Campus Facilities (Percentage) |                   |                 |        |            |             |                 |                    |                 |
|----------------|--------------------------------|-------------------|-----------------|--------|------------|-------------|-----------------|--------------------|-----------------|
|                | Classroom                      | Internet Browsing | Resource centre | Hostel | Recreation | Health Care | General Library | Department Library | Extracurricular |
| Excellent      | 35                             | 62                | 66              | 68     | 36         | 40          | 71              | 57                 | 45              |
| Good           | 49                             | 45                | 32              | 45     | 61         | 62          | 42              | 46                 | 44              |
| Satisfactory   | 38                             | 16                | 13              | 18     | 29         | 27          | 19              | 19                 | 35              |
| Unsatisfactory | 25                             | 24                | 35              | 14     | 20         | 18          | 14              | 24                 | 22              |



| Extension Activities (Percentage) |                     |                                       |
|-----------------------------------|---------------------|---------------------------------------|
|                                   | Outreach Activities | Participation in Extension Activities |
| Excellent                         | 39                  | 43                                    |
| Good                              | 52                  | 56                                    |
| Satisfactory                      | 30                  | 23                                    |
| Unsatisfactory                    | 26                  | 25                                    |



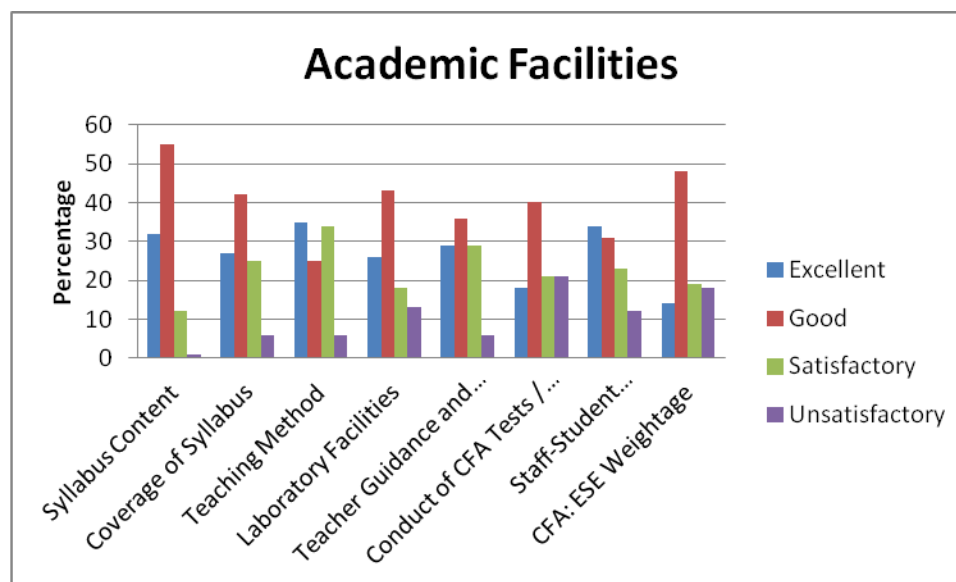
| Overall Observation (Percentage) |                         |                           |                              |                                      |                    |
|----------------------------------|-------------------------|---------------------------|------------------------------|--------------------------------------|--------------------|
|                                  | Programme of your Study | Facilities Made Available | Administration Support Given | Extra-Curricular Activities Provided | Examination System |
| Excellent                        | 50                      | 59                        | 52                           | 55                                   | 43                 |
| Good                             | 55                      | 47                        | 45                           | 47                                   | 54                 |
| Satisfactory                     | 19                      | 16                        | 21                           | 19                                   | 23                 |
| Unsatisfactory                   | 21                      | 24                        | 28                           | 26                                   | 27                 |



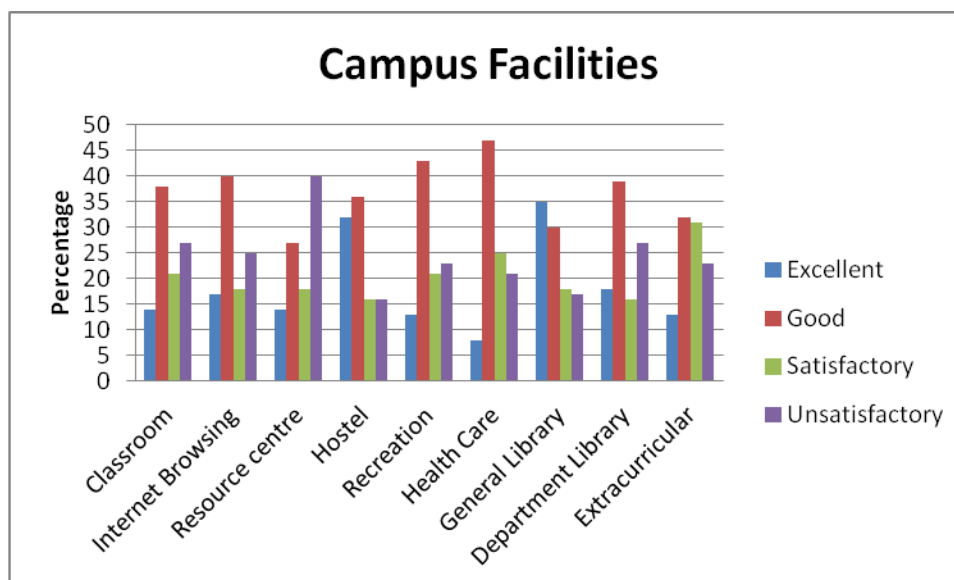
#### 1.4.1 Students Feedback Form (Geology – year wise from (2018-2019))

Total Number of Students : 77

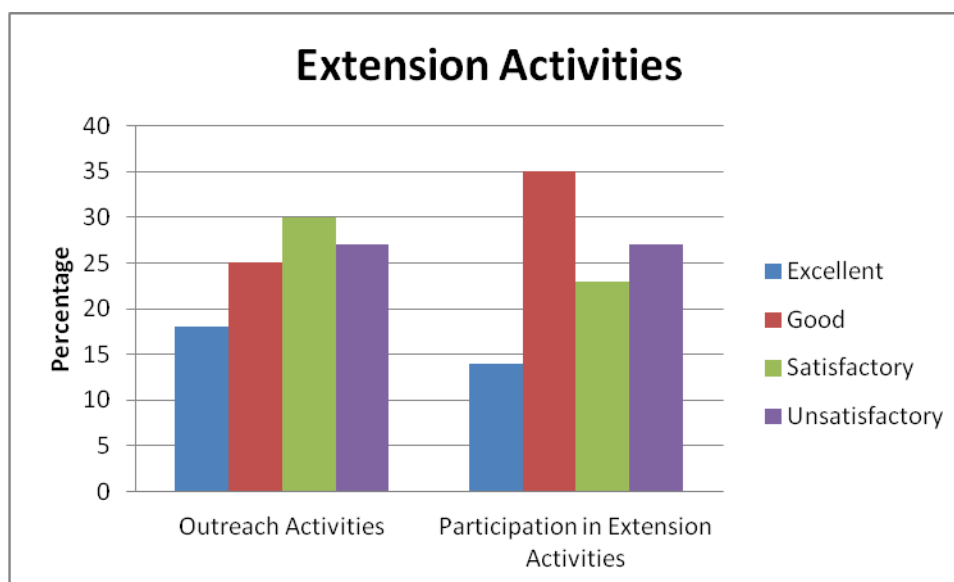
|                | Academic Facilities (Percentage) |                      |                 |                       |                                  |                            |                            |                    |
|----------------|----------------------------------|----------------------|-----------------|-----------------------|----------------------------------|----------------------------|----------------------------|--------------------|
|                | Syllabus Content                 | Coverage of Syllabus | Teaching Method | Laboratory Facilities | Teacher Guidance and Counselling | Conduct of CFA Tests / ESE | Staff-Student Relationship | CFA: ESE Weightage |
| Excellent      | 32                               | 27                   | 35              | 26                    | 29                               | 18                         | 34                         | 14                 |
| Good           | 55                               | 42                   | 25              | 43                    | 36                               | 40                         | 31                         | 48                 |
| Satisfactory   | 12                               | 25                   | 34              | 18                    | 29                               | 21                         | 23                         | 19                 |
| Unsatisfactory | 1                                | 6                    | 6               | 13                    | 6                                | 21                         | 12                         | 18                 |



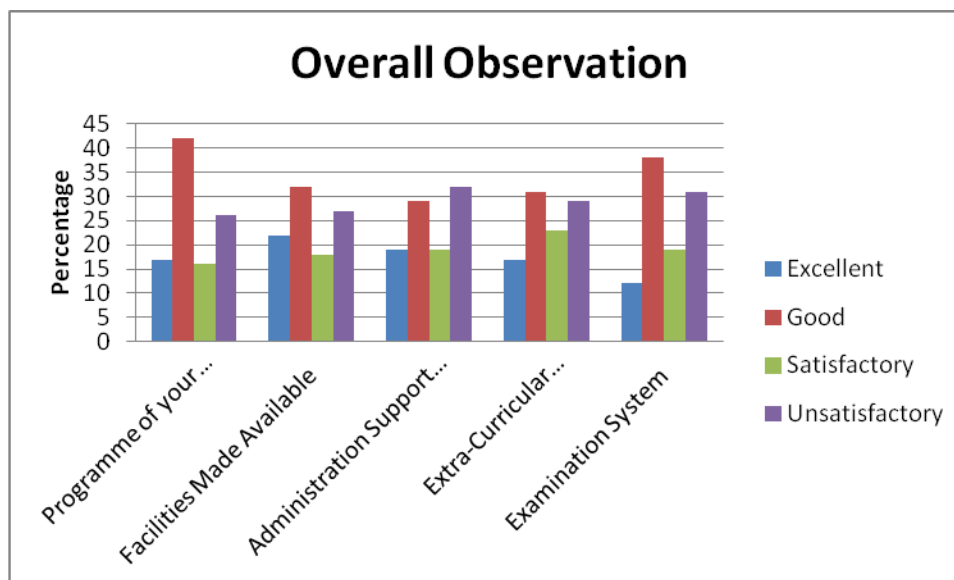
|                | Campus Facilities (Percentage) |                   |                 |        |            |             |                 |                    |                 |
|----------------|--------------------------------|-------------------|-----------------|--------|------------|-------------|-----------------|--------------------|-----------------|
|                | Classroom                      | Internet Browsing | Resource centre | Hostel | Recreation | Health Care | General Library | Department Library | Extracurricular |
| Excellent      | 14                             | 17                | 14              | 32     | 13         | 8           | 35              | 18                 | 13              |
| Good           | 38                             | 40                | 27              | 36     | 43         | 47          | 30              | 39                 | 32              |
| Satisfactory   | 21                             | 18                | 18              | 16     | 21         | 25          | 18              | 16                 | 31              |
| Unsatisfactory | 27                             | 25                | 40              | 16     | 23         | 21          | 17              | 27                 | 23              |



| Extension Activities (Percentage) |                     |                                       |
|-----------------------------------|---------------------|---------------------------------------|
|                                   | Outreach Activities | Participation in Extension Activities |
| Excellent                         | 18                  | 14                                    |
| Good                              | 25                  | 35                                    |
| Satisfactory                      | 30                  | 23                                    |
| Unsatisfactory                    | 27                  | 27                                    |



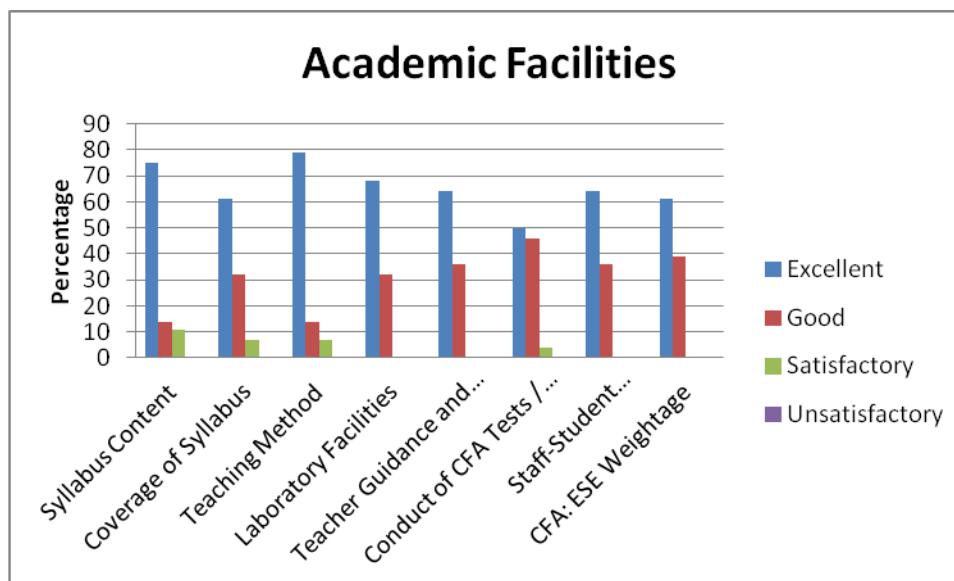
| Overall Observation (Percentage) |                         |                           |                              |                                      |                    |
|----------------------------------|-------------------------|---------------------------|------------------------------|--------------------------------------|--------------------|
|                                  | Programme of your Study | Facilities Made Available | Administration Support Given | Extra-Curricular Activities Provided | Examination System |
| Excellent                        | 17                      | 22                        | 19                           | 17                                   | 12                 |
| Good                             | 42                      | 32                        | 29                           | 31                                   | 38                 |
| Satisfactory                     | 16                      | 18                        | 19                           | 23                                   | 19                 |
| Unsatisfactory                   | 26                      | 27                        | 32                           | 29                                   | 31                 |



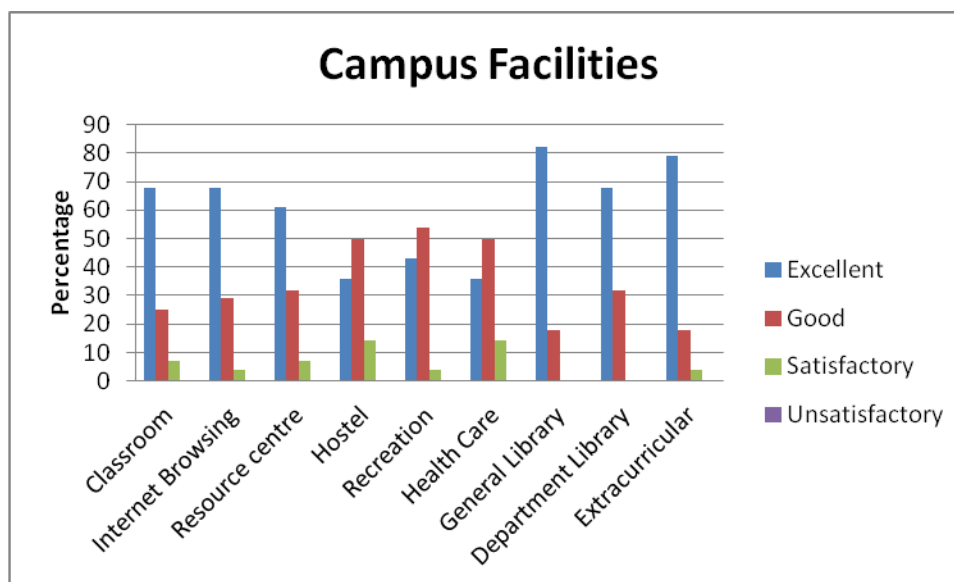
#### 1.4.1 Students Feedback Form (Library and Information Science – year wise from (2018-2019))

Total Number of Students : 28

|                | Academic Facilities (Percentage) |                      |                 |                       |                                  |                            |                            |                    |
|----------------|----------------------------------|----------------------|-----------------|-----------------------|----------------------------------|----------------------------|----------------------------|--------------------|
|                | Syllabus Content                 | Coverage of Syllabus | Teaching Method | Laboratory Facilities | Teacher Guidance and Counselling | Conduct of CFA Tests / ESE | Staff-Student Relationship | CFA: ESE Weightage |
| Excellent      | 75                               | 61                   | 79              | 68                    | 64                               | 50                         | 64                         | 61                 |
| Good           | 14                               | 32                   | 14              | 32                    | 36                               | 46                         | 36                         | 39                 |
| Satisfactory   | 11                               | 7                    | 7               | 0                     | 0                                | 4                          | 0                          | 0                  |
| Unsatisfactory | 0                                | 0                    | 0               | 0                     | 0                                | 0                          | 0                          | 0                  |

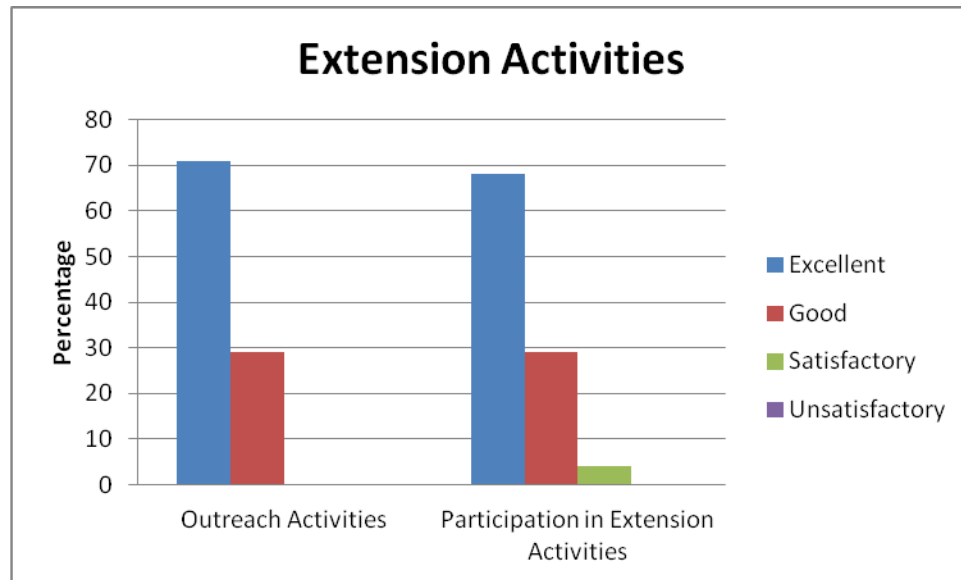


|                | Campus Facilities (Percentage) |                   |                 |        |            |             |                 |                    |                 |
|----------------|--------------------------------|-------------------|-----------------|--------|------------|-------------|-----------------|--------------------|-----------------|
|                | Classroom                      | Internet Browsing | Resource centre | Hostel | Recreation | Health Care | General Library | Department Library | Extracurricular |
| Excellent      | 68                             | 68                | 61              | 36     | 43         | 36          | 82              | 68                 | 79              |
| Good           | 25                             | 29                | 32              | 50     | 54         | 50          | 18              | 32                 | 18              |
| Satisfactory   | 7                              | 4                 | 7               | 14     | 4          | 14          | 0               | 0                  | 4               |
| Unsatisfactory | 0                              | 0                 | 0               | 0      | 0          | 0           | 0               | 0                  | 0               |

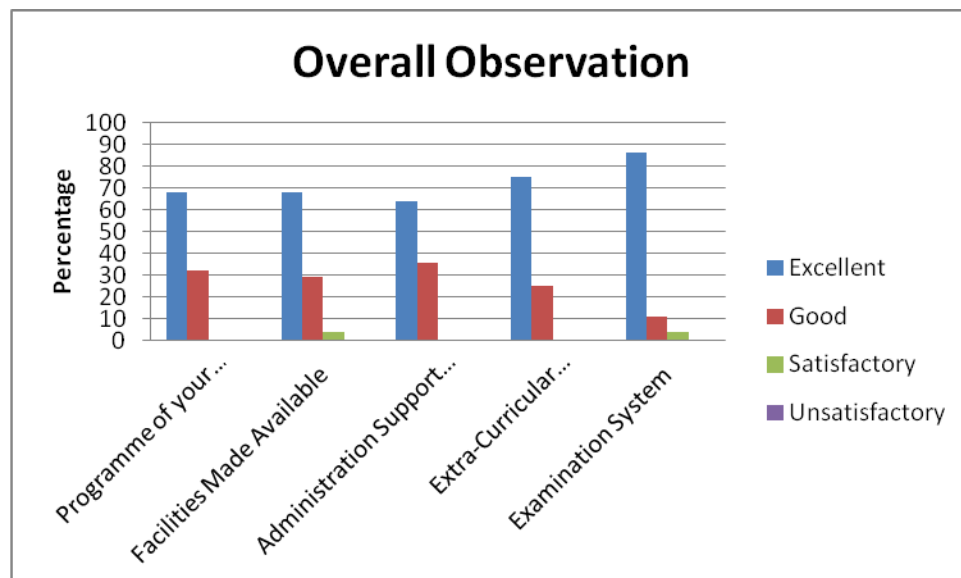


| Extension Activities (Percentage) |                     |                                       |
|-----------------------------------|---------------------|---------------------------------------|
|                                   | Outreach Activities | Participation in Extension Activities |
| Excellent                         | 71                  | 68                                    |
| Good                              | 29                  | 29                                    |
| Satisfactory                      | 0                   | 4                                     |
| Unsatisfactory                    | 0                   | 0                                     |





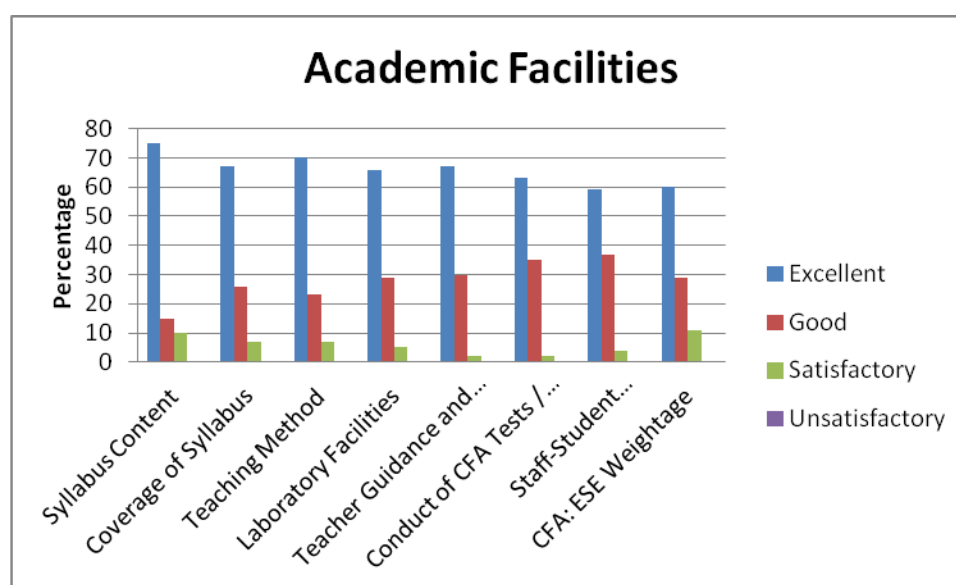
| Overall Observation (Percentage) |                         |                           |                              |                                      |                    |
|----------------------------------|-------------------------|---------------------------|------------------------------|--------------------------------------|--------------------|
|                                  | Programme of your Study | Facilities Made Available | Administration Support Given | Extra-Curricular Activities Provided | Examination System |
| Excellent                        | 68                      | 68                        | 64                           | 75                                   | 86                 |
| Good                             | 32                      | 29                        | 36                           | 25                                   | 11                 |
| Satisfactory                     | 0                       | 4                         | 0                            | 0                                    | 4                  |
| Unsatisfactory                   | 0                       | 0                         | 0                            | 0                                    | 0                  |



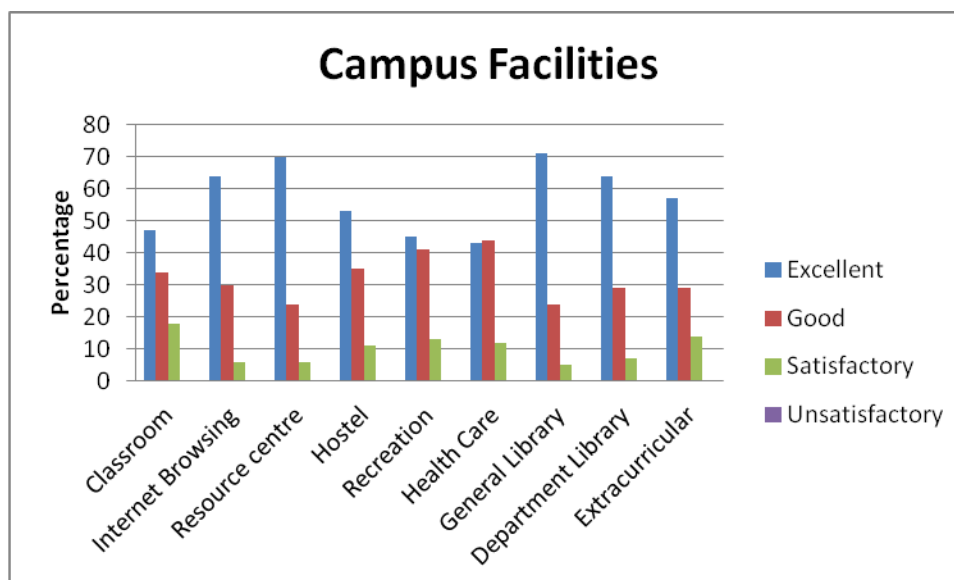
### 1.4.1 Students Feedback Form (Management Studies – year wise from (2018-2019))

Total Number of Students : 217

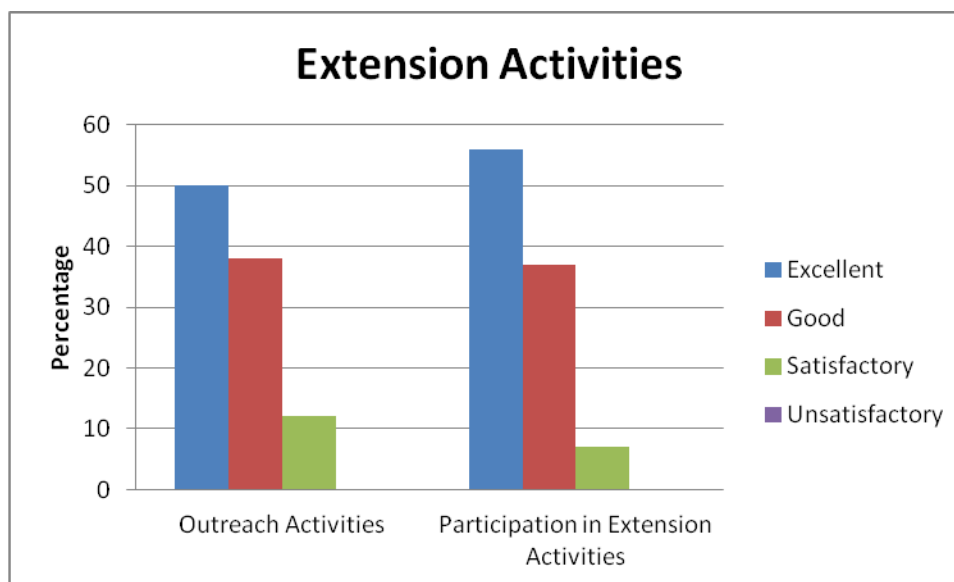
|                | Academic Facilities (Percentage) |                      |                 |                       |                                  |                            |                            |                    |
|----------------|----------------------------------|----------------------|-----------------|-----------------------|----------------------------------|----------------------------|----------------------------|--------------------|
|                | Syllabus Content                 | Coverage of Syllabus | Teaching Method | Laboratory Facilities | Teacher Guidance and Counselling | Conduct of CFA Tests / ESE | Staff-Student Relationship | CFA: ESE Weightage |
| Excellent      | 75                               | 67                   | 70              | 66                    | 67                               | 63                         | 59                         | 60                 |
| Good           | 15                               | 26                   | 23              | 29                    | 30                               | 35                         | 37                         | 29                 |
| Satisfactory   | 10                               | 7                    | 7               | 5                     | 2                                | 2                          | 4                          | 11                 |
| Unsatisfactory | 0                                | 0                    | 0               | 0                     | 0                                | 0                          | 0                          | 0                  |



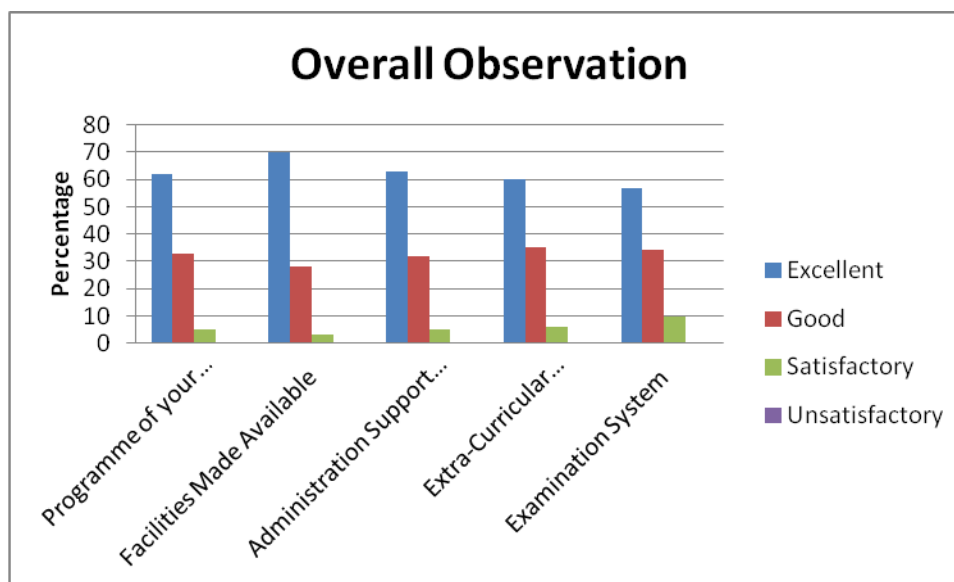
|                | Campus Facilities (Percentage) |                   |                 |        |            |             |                 |                    |                 |
|----------------|--------------------------------|-------------------|-----------------|--------|------------|-------------|-----------------|--------------------|-----------------|
|                | Classroom                      | Internet Browsing | Resource centre | Hostel | Recreation | Health Care | General Library | Department Library | Extracurricular |
| Excellent      | 47                             | 64                | 70              | 53     | 45         | 43          | 71              | 64                 | 57              |
| Good           | 34                             | 30                | 24              | 35     | 41         | 44          | 24              | 29                 | 29              |
| Satisfactory   | 18                             | 6                 | 6               | 11     | 13         | 12          | 5               | 7                  | 14              |
| Unsatisfactory | 0                              | 0                 | 0               | 0      | 0          | 0           | 0               | 0                  | 0               |



| Extension Activities (Percentage) |                     |                                       |
|-----------------------------------|---------------------|---------------------------------------|
|                                   | Outreach Activities | Participation in Extension Activities |
| Excellent                         | 50                  | 56                                    |
| Good                              | 38                  | 37                                    |
| Satisfactory                      | 12                  | 7                                     |
| Unsatisfactory                    | 0                   | 0                                     |



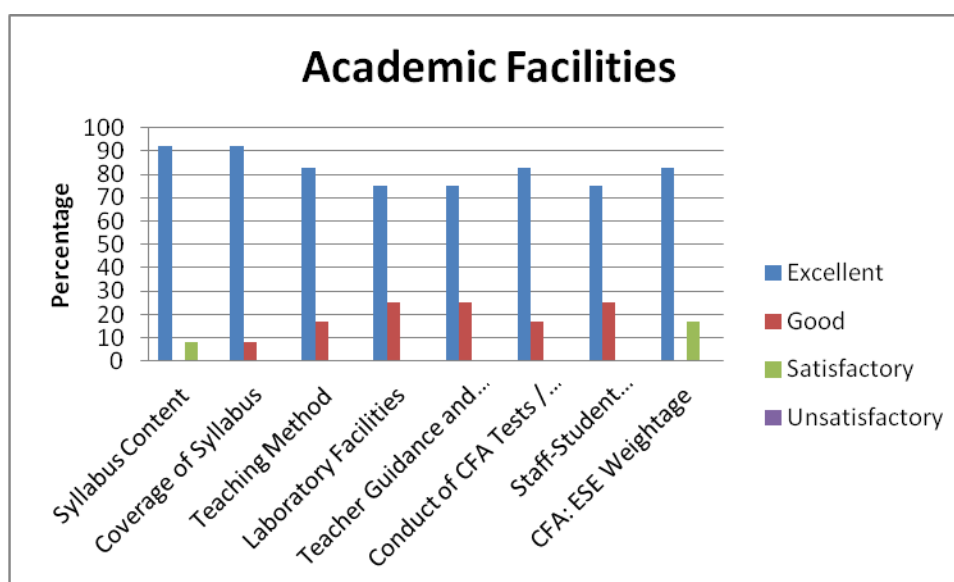
| Overall Observation (Percentage) |                         |                           |                              |                                      |                    |
|----------------------------------|-------------------------|---------------------------|------------------------------|--------------------------------------|--------------------|
|                                  | Programme of your Study | Facilities Made Available | Administration Support Given | Extra-Curricular Activities Provided | Examination System |
| Excellent                        | 62                      | 70                        | 63                           | 60                                   | 57                 |
| Good                             | 33                      | 28                        | 32                           | 35                                   | 34                 |
| Satisfactory                     | 5                       | 3                         | 5                            | 6                                    | 10                 |
| Unsatisfactory                   | 0                       | 0                         | 0                            | 0                                    | 0                  |



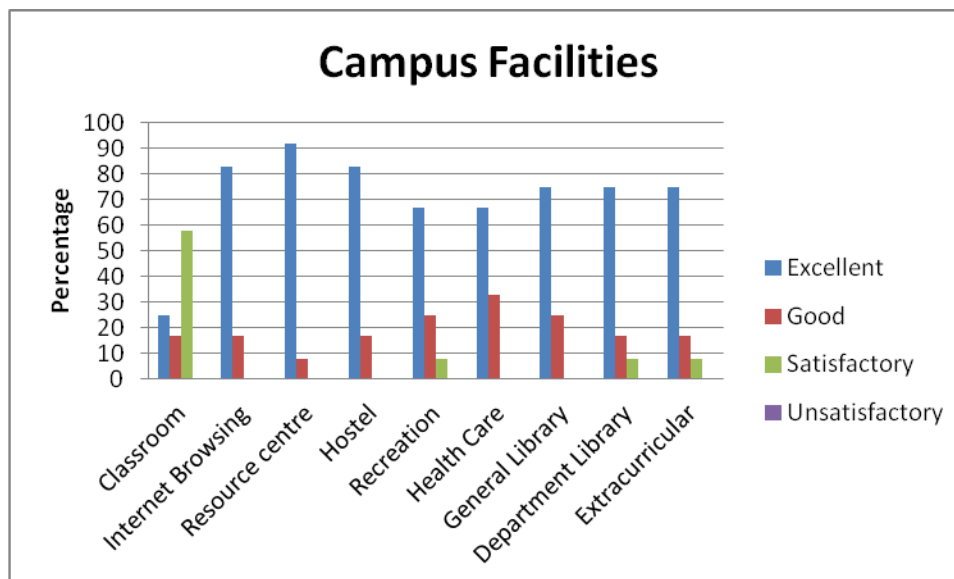
#### 1.4.1 Students Feedback Form (Sociology – year wise from (2018-2019))

Total Number of Students : 12

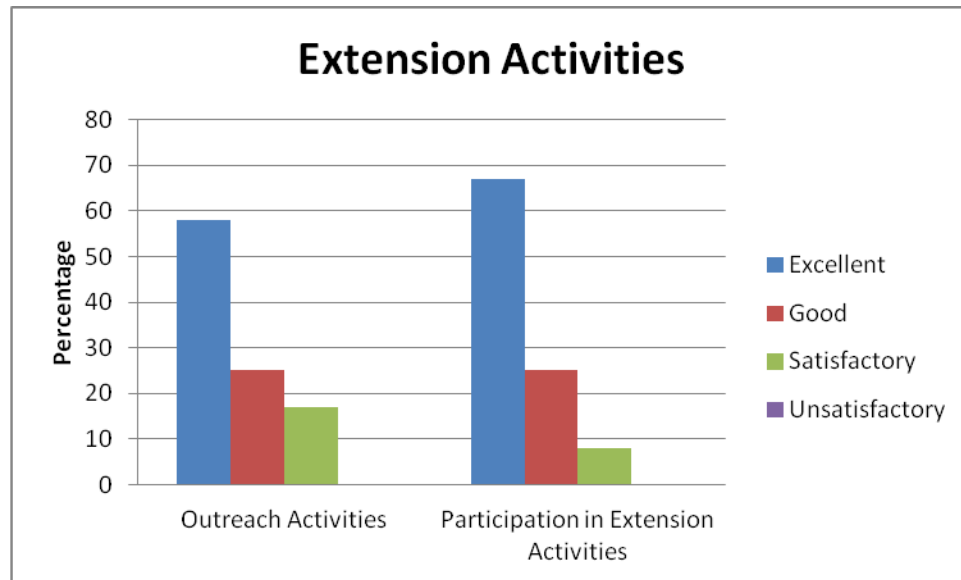
|                | Academic Facilities (Percentage) |                      |                 |                       |                                  |                            |                            |                    |
|----------------|----------------------------------|----------------------|-----------------|-----------------------|----------------------------------|----------------------------|----------------------------|--------------------|
|                | Syllabus Content                 | Coverage of Syllabus | Teaching Method | Laboratory Facilities | Teacher Guidance and Counselling | Conduct of CFA Tests / ESE | Staff-Student Relationship | CFA: ESE Weightage |
| Excellent      | 92                               | 92                   | 83              | 75                    | 75                               | 83                         | 75                         | 83                 |
| Good           | 0                                | 8                    | 17              | 25                    | 25                               | 17                         | 25                         | 0                  |
| Satisfactory   | 8                                | 0                    | 0               | 0                     | 0                                | 0                          | 0                          | 17                 |
| Unsatisfactory | 0                                | 0                    | 0               | 0                     | 0                                | 0                          | 0                          | 0                  |



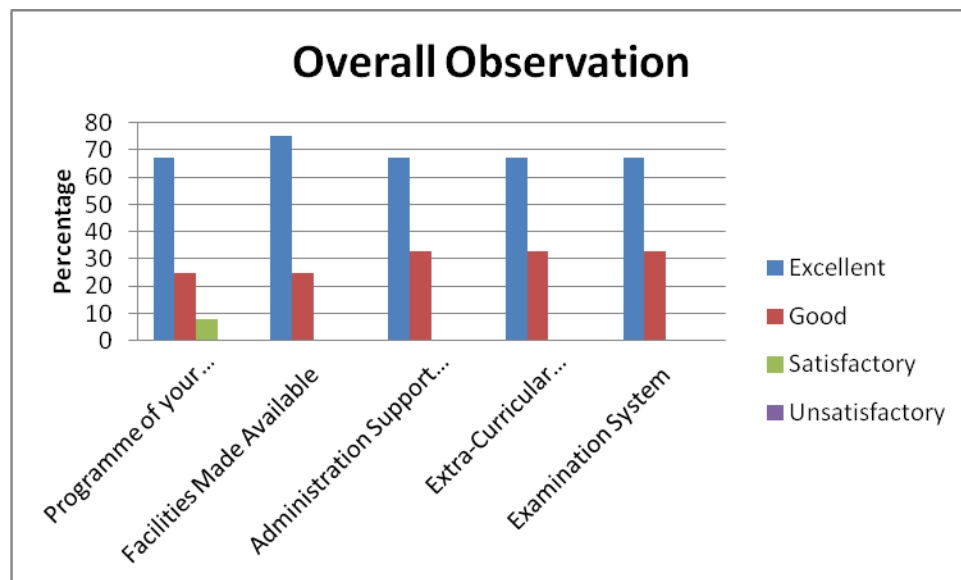
|                | Campus Facilities (Percentage) |                   |                 |        |            |             |                 |                    |                 |
|----------------|--------------------------------|-------------------|-----------------|--------|------------|-------------|-----------------|--------------------|-----------------|
|                | Classroom                      | Internet Browsing | Resource centre | Hostel | Recreation | Health Care | General Library | Department Library | Extracurricular |
| Excellent      | 25                             | 83                | 92              | 83     | 67         | 67          | 75              | 75                 | 75              |
| Good           | 17                             | 17                | 8               | 17     | 25         | 33          | 25              | 17                 | 17              |
| Satisfactory   | 58                             | 0                 | 0               | 0      | 8          | 0           | 0               | 8                  | 8               |
| Unsatisfactory | 0                              | 0                 | 0               | 0      | 0          | 0           | 0               | 0                  | 0               |



| Extension Activities (Percentage) |                     |                                       |
|-----------------------------------|---------------------|---------------------------------------|
|                                   | Outreach Activities | Participation in Extension Activities |
| Excellent                         | 58                  | 67                                    |
| Good                              | 25                  | 25                                    |
| Satisfactory                      | 17                  | 8                                     |
| Unsatisfactory                    | 0                   | 0                                     |



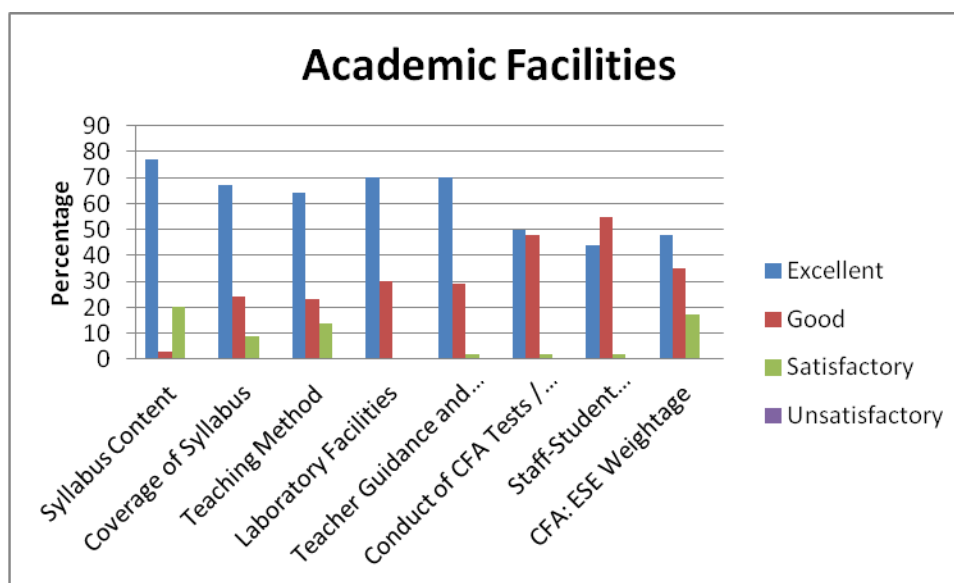
| Overall Observation (Percentage) |                         |                           |                              |                                      |                    |
|----------------------------------|-------------------------|---------------------------|------------------------------|--------------------------------------|--------------------|
|                                  | Programme of your Study | Facilities Made Available | Administration Support Given | Extra-Curricular Activities Provided | Examination System |
| Excellent                        | 67                      | 75                        | 67                           | 67                                   | 67                 |
| Good                             | 25                      | 25                        | 33                           | 33                                   | 33                 |
| Satisfactory                     | 8                       | 0                         | 0                            | 0                                    | 0                  |
| Unsatisfactory                   | 0                       | 0                         | 0                            | 0                                    | 0                  |



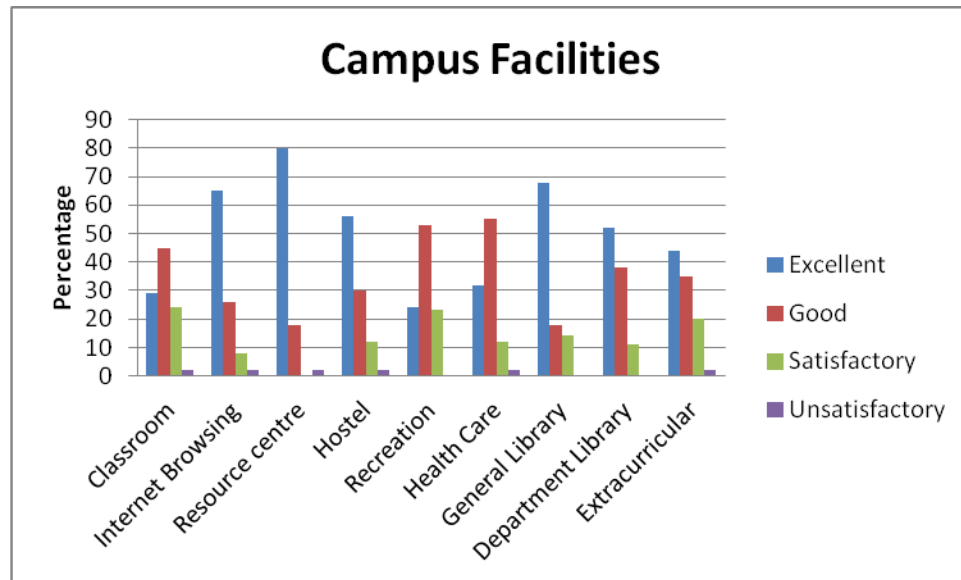
#### 1.4.1 Students Feedback Form (Statistics– year wise from (2018-2019))

Total Number of Students : 66

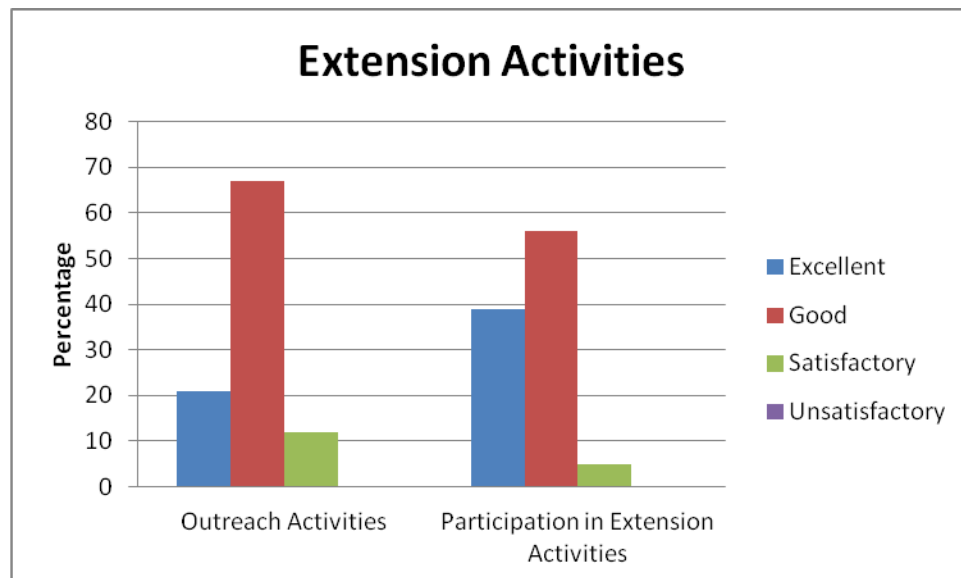
|                | Academic Facilities (Percentage) |                      |                 |                       |                                  |                            |                            |                    |
|----------------|----------------------------------|----------------------|-----------------|-----------------------|----------------------------------|----------------------------|----------------------------|--------------------|
|                | Syllabus Content                 | Coverage of Syllabus | Teaching Method | Laboratory Facilities | Teacher Guidance and Counselling | Conduct of CFA Tests / ESE | Staff-Student Relationship | CFA: ESE Weightage |
| Excellent      | 77                               | 67                   | 64              | 70                    | 70                               | 50                         | 44                         | 48                 |
| Good           | 3                                | 24                   | 23              | 30                    | 29                               | 48                         | 55                         | 35                 |
| Satisfactory   | 20                               | 9                    | 14              | 0                     | 2                                | 2                          | 2                          | 17                 |
| Unsatisfactory | 0                                | 0                    | 0               | 0                     | 0                                | 0                          | 0                          | 0                  |



|                | Campus Facilities (Percentage) |                   |                 |        |            |             |                 |                    |                 |
|----------------|--------------------------------|-------------------|-----------------|--------|------------|-------------|-----------------|--------------------|-----------------|
|                | Classroom                      | Internet Browsing | Resource centre | Hostel | Recreation | Health Care | General Library | Department Library | Extracurricular |
| Excellent      | 29                             | 65                | 80              | 56     | 24         | 32          | 68              | 52                 | 44              |
| Good           | 45                             | 26                | 18              | 30     | 53         | 55          | 18              | 38                 | 35              |
| Satisfactory   | 24                             | 8                 | 0               | 12     | 23         | 12          | 14              | 11                 | 20              |
| Unsatisfactory | 2                              | 2                 | 2               | 2      | 0          | 2           | 0               | 0                  | 2               |

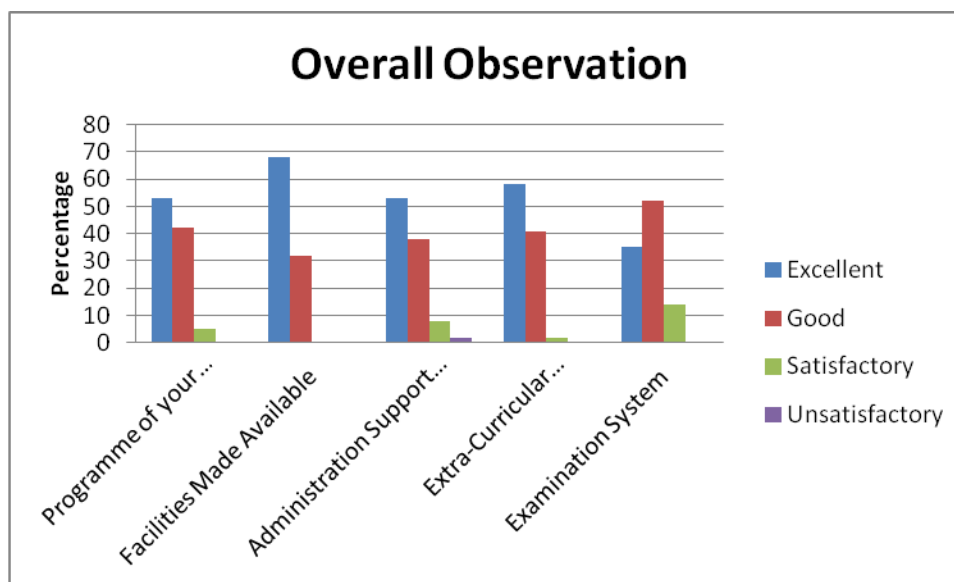


| Extension Activities (Percentage) |                     |                                       |
|-----------------------------------|---------------------|---------------------------------------|
|                                   | Outreach Activities | Participation in Extension Activities |
| Excellent                         | 21                  | 39                                    |
| Good                              | 67                  | 56                                    |
| Satisfactory                      | 12                  | 5                                     |
| Unsatisfactory                    | 0                   | 0                                     |





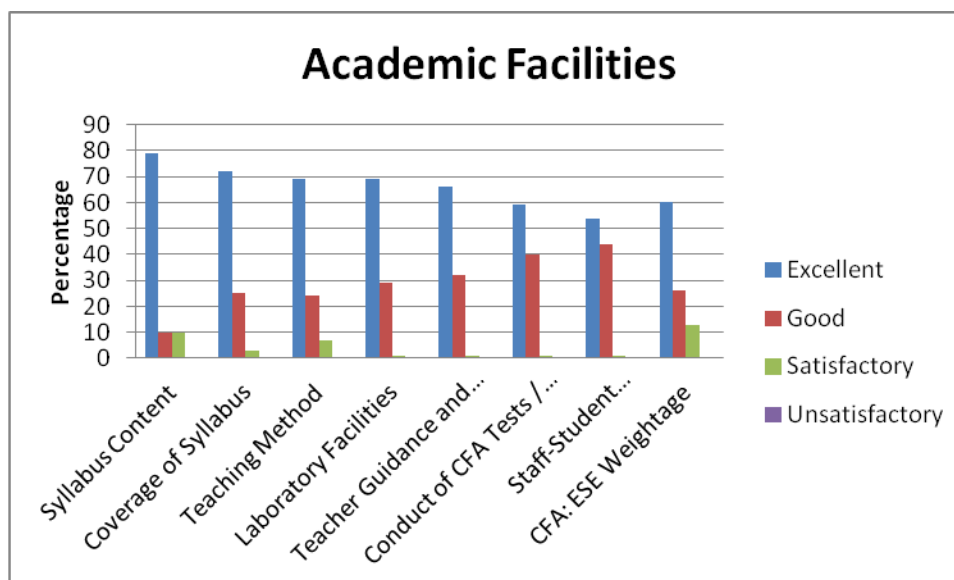
| Overall Observation (Percentage) |                         |                           |                              |                                      |                    |
|----------------------------------|-------------------------|---------------------------|------------------------------|--------------------------------------|--------------------|
|                                  | Programme of your Study | Facilities Made Available | Administration Support Given | Extra-Curricular Activities Provided | Examination System |
| Excellent                        | 53                      | 68                        | 53                           | 58                                   | 35                 |
| Good                             | 42                      | 32                        | 38                           | 41                                   | 52                 |
| Satisfactory                     | 5                       | 0                         | 8                            | 2                                    | 14                 |
| Unsatisfactory                   | 0                       | 0                         | 2                            | 0                                    | 0                  |



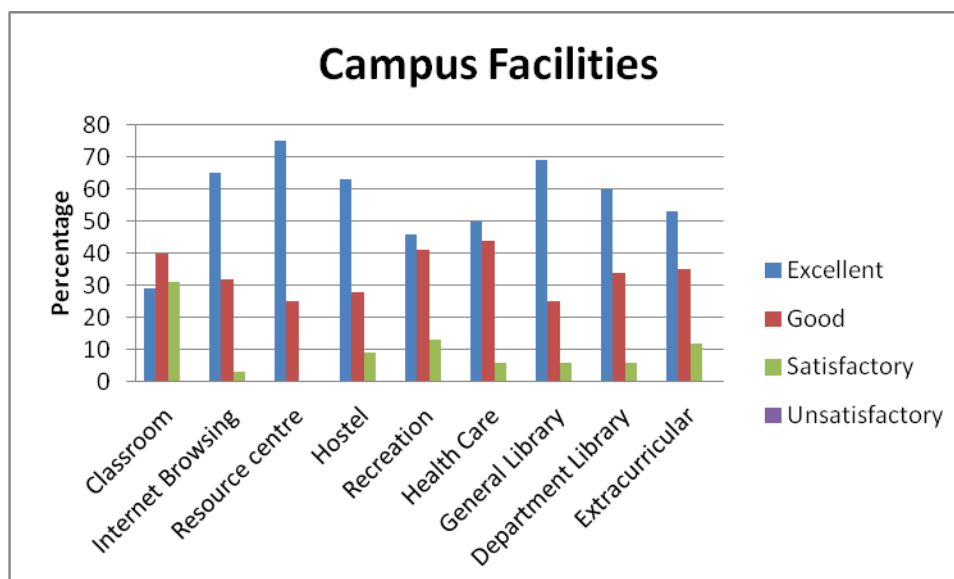
#### 1.4.1 Students Feedback Form (Tamil – year wise from (2018-2019))

Total Number of Students : 68

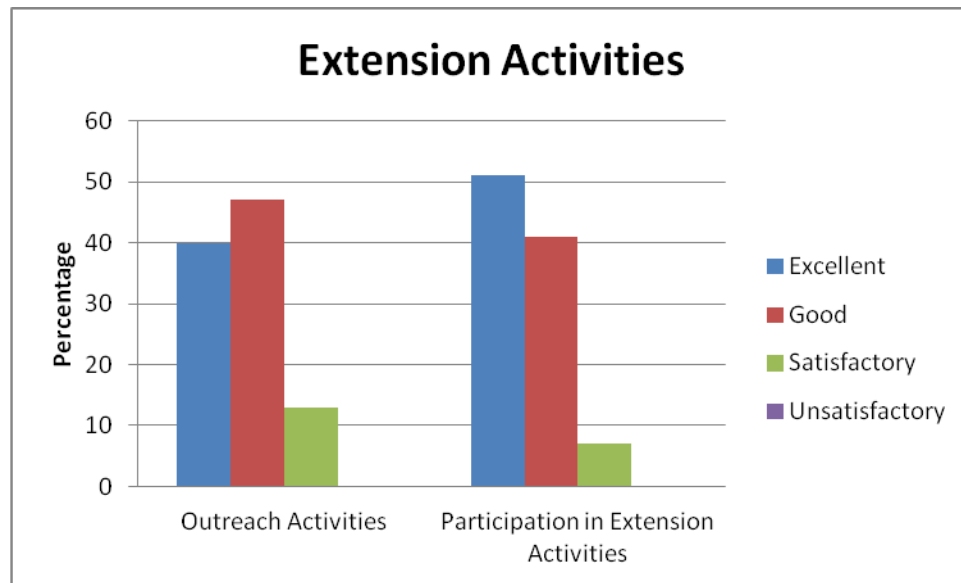
| Academic Facilities (Percentage) |                  |                      |                 |                       |                                  |                            |                            |                    |
|----------------------------------|------------------|----------------------|-----------------|-----------------------|----------------------------------|----------------------------|----------------------------|--------------------|
|                                  | Syllabus Content | Coverage of Syllabus | Teaching Method | Laboratory Facilities | Teacher Guidance and Counselling | Conduct of CFA Tests / ESE | Staff-Student Relationship | CFA: ESE Weightage |
| Excellent                        | 79               | 72                   | 69              | 69                    | 66                               | 59                         | 54                         | 60                 |
| Good                             | 10               | 25                   | 24              | 29                    | 32                               | 40                         | 44                         | 26                 |
| Satisfactory                     | 10               | 3                    | 7               | 1                     | 1                                | 1                          | 1                          | 13                 |
| Unsatisfactory                   | 0                | 0                    | 0               | 0                     | 0                                | 0                          | 0                          | 0                  |



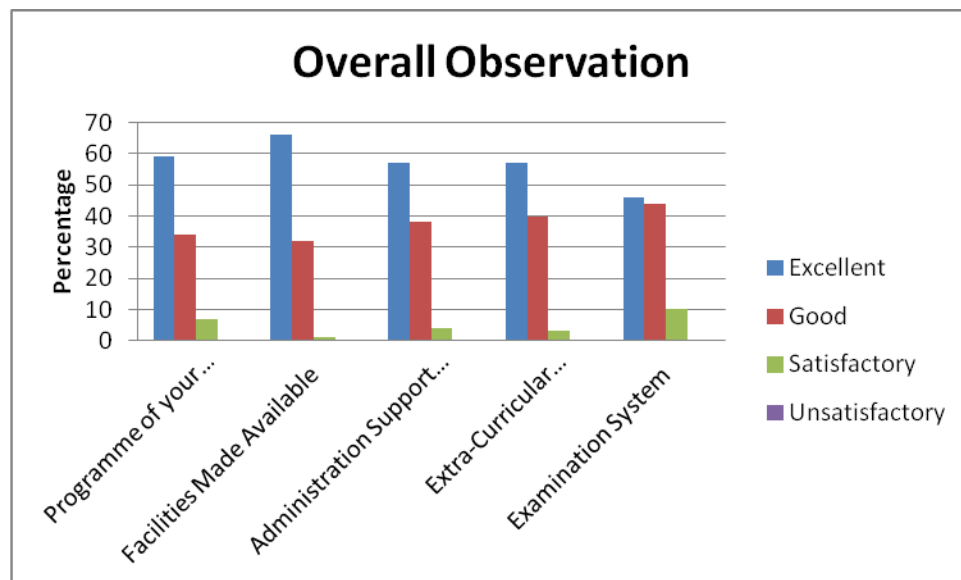
|                | Campus Facilities (Percentage) |                   |                 |        |            |             |                 |                    |                 |
|----------------|--------------------------------|-------------------|-----------------|--------|------------|-------------|-----------------|--------------------|-----------------|
|                | Classroom                      | Internet Browsing | Resource centre | Hostel | Recreation | Health Care | General Library | Department Library | Extracurricular |
| Excellent      | 29                             | 65                | 75              | 63     | 46         | 50          | 69              | 60                 | 53              |
| Good           | 40                             | 32                | 25              | 28     | 41         | 44          | 25              | 34                 | 35              |
| Satisfactory   | 31                             | 3                 | 0               | 9      | 13         | 6           | 6               | 6                  | 12              |
| Unsatisfactory | 0                              | 0                 | 0               | 0      | 0          | 0           | 0               | 0                  | 0               |



| Extension Activities (Percentage) |                     |                                       |
|-----------------------------------|---------------------|---------------------------------------|
|                                   | Outreach Activities | Participation in Extension Activities |
| Excellent                         | 40                  | 51                                    |
| Good                              | 47                  | 41                                    |
| Satisfactory                      | 13                  | 7                                     |
| Unsatisfactory                    | 0                   | 0                                     |



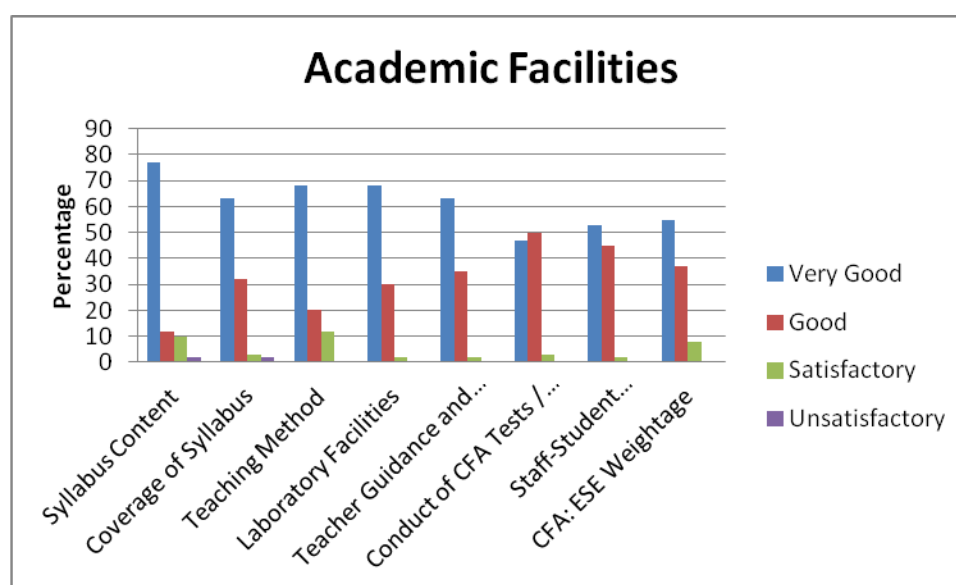
| Overall Observation (Percentage) |                         |                           |                              |                                      |                    |
|----------------------------------|-------------------------|---------------------------|------------------------------|--------------------------------------|--------------------|
|                                  | Programme of your Study | Facilities Made Available | Administration Support Given | Extra-Curricular Activities Provided | Examination System |
| Excellent                        | 59                      | 66                        | 57                           | 57                                   | 46                 |
| Good                             | 34                      | 32                        | 38                           | 40                                   | 44                 |
| Satisfactory                     | 7                       | 1                         | 4                            | 3                                    | 10                 |
| Unsatisfactory                   | 0                       | 0                         | 0                            | 0                                    | 0                  |



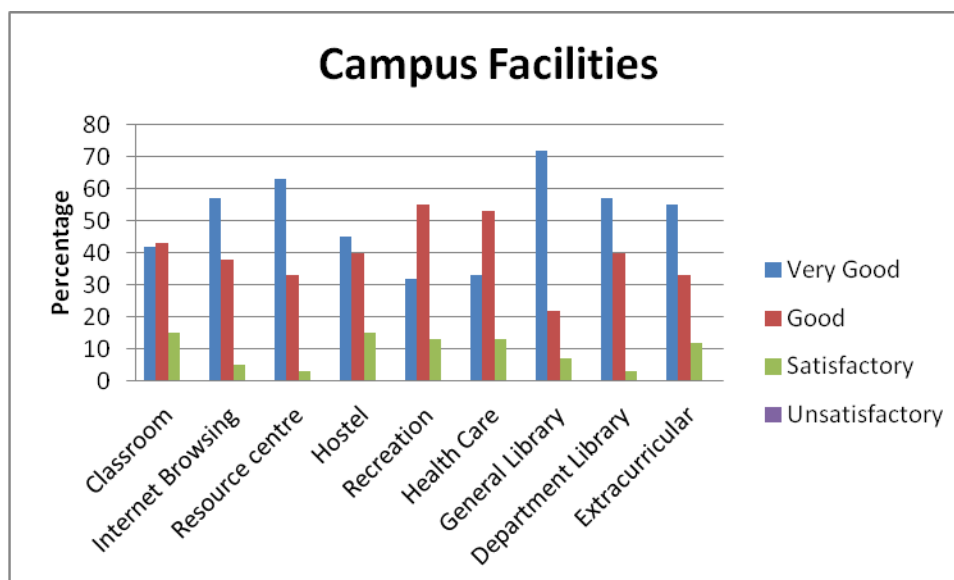
#### 1.4.1 Students Feedback Form (Botany – year wise from (2018-2019))

Total Number of Students : 60

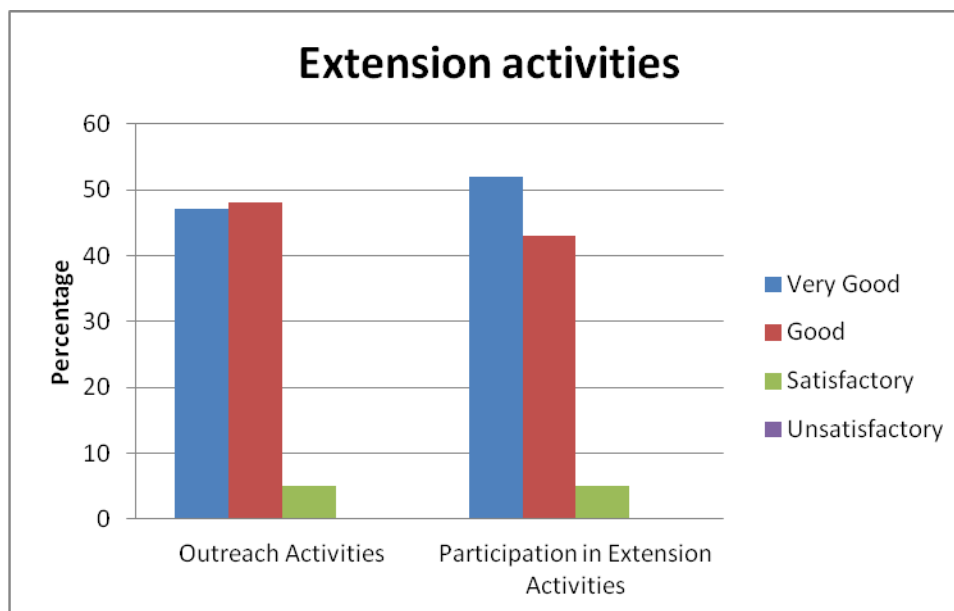
|                | Academic Facilities(Percentage) |                      |                 |                       |                                  |                            |                            |                    |
|----------------|---------------------------------|----------------------|-----------------|-----------------------|----------------------------------|----------------------------|----------------------------|--------------------|
|                | Syllabus Content                | Coverage of Syllabus | Teaching Method | Laboratory Facilities | Teacher Guidance and Counselling | Conduct of CFA Tests / ESE | Staff-Student Relationship | CFA: ESE Weightage |
| Excellent      | 77                              | 63                   | 68              | 68                    | 63                               | 47                         | 53                         | 55                 |
| Good           | 12                              | 32                   | 20              | 30                    | 35                               | 50                         | 45                         | 37                 |
| Satisfactory   | 10                              | 3                    | 12              | 2                     | 2                                | 3                          | 2                          | 8                  |
| Unsatisfactory | 2                               | 2                    | 0               | 0                     | 0                                | 0                          | 0                          | 0                  |



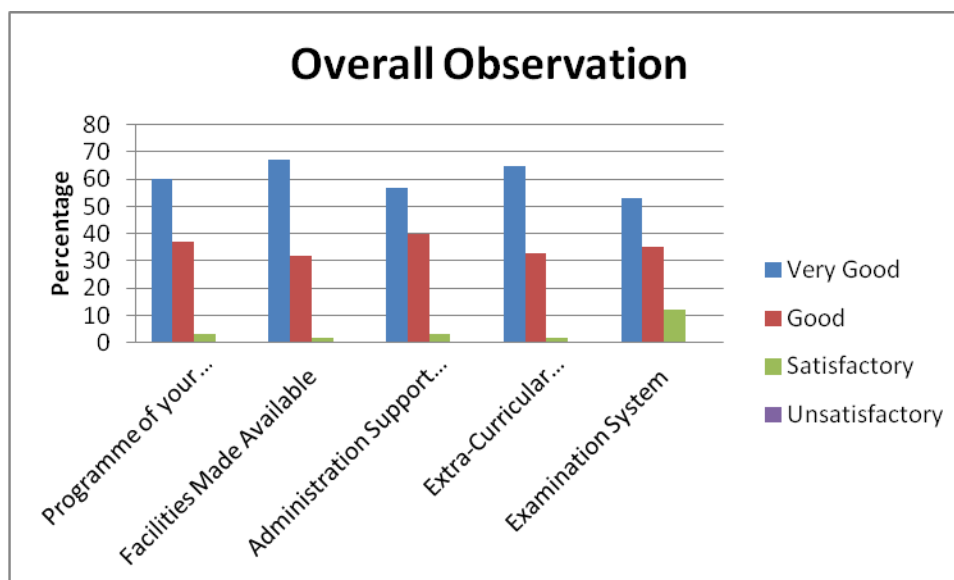
|                | Campus Facilities (Percentage) |                   |                 |        |            |             |                 |                    |                 |
|----------------|--------------------------------|-------------------|-----------------|--------|------------|-------------|-----------------|--------------------|-----------------|
|                | Classroom                      | Internet Browsing | Resource centre | Hostel | Recreation | Health Care | General Library | Department Library | Extracurricular |
| Excellent      | 42                             | 57                | 63              | 45     | 32         | 33          | 72              | 57                 | 55              |
| Good           | 43                             | 38                | 33              | 40     | 55         | 53          | 22              | 40                 | 33              |
| Satisfactory   | 15                             | 5                 | 3               | 15     | 13         | 13          | 7               | 3                  | 12              |
| Unsatisfactory | 0                              | 0                 | 0               | 0      | 0          | 0           | 0               | 0                  | 0               |



| Extension activities (Percentage) |                     |                                       |
|-----------------------------------|---------------------|---------------------------------------|
|                                   | Outreach Activities | Participation in Extension Activities |
| Excellent                         | 47                  | 52                                    |
| Good                              | 48                  | 43                                    |
| Satisfactory                      | 5                   | 5                                     |
| Unsatisfactory                    | 0                   | 0                                     |



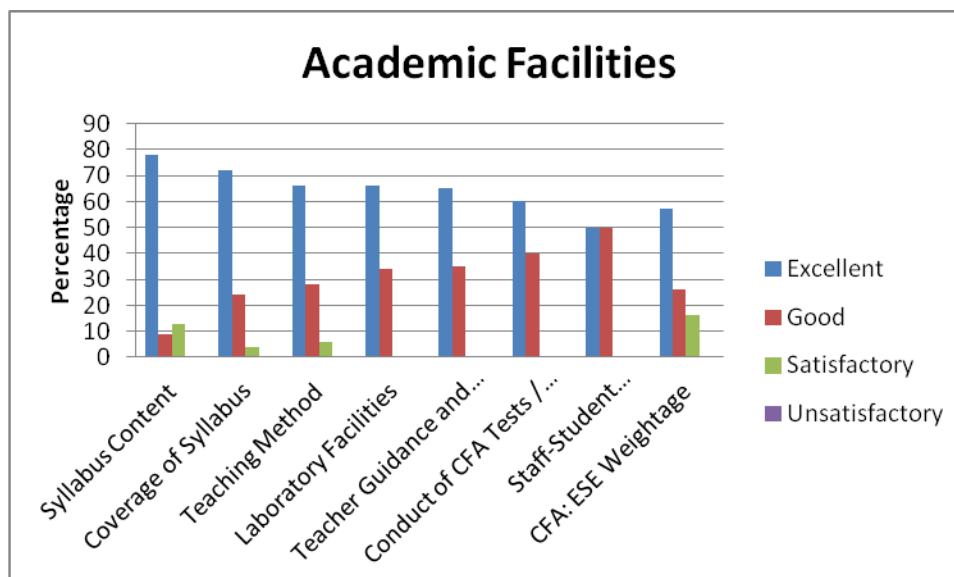
| Overall Observation (Percentage) |                         |                           |                              |                                      |                    |
|----------------------------------|-------------------------|---------------------------|------------------------------|--------------------------------------|--------------------|
|                                  | Programme of your Study | Facilities Made Available | Administration Support Given | Extra-Curricular Activities Provided | Examination System |
| Excellent                        | 60                      | 67                        | 57                           | 65                                   | 53                 |
| Good                             | 37                      | 32                        | 40                           | 33                                   | 35                 |
| Satisfactory                     | 3                       | 2                         | 3                            | 2                                    | 12                 |
| Unsatisfactory                   | 0                       | 0                         | 0                            | 0                                    | 0                  |



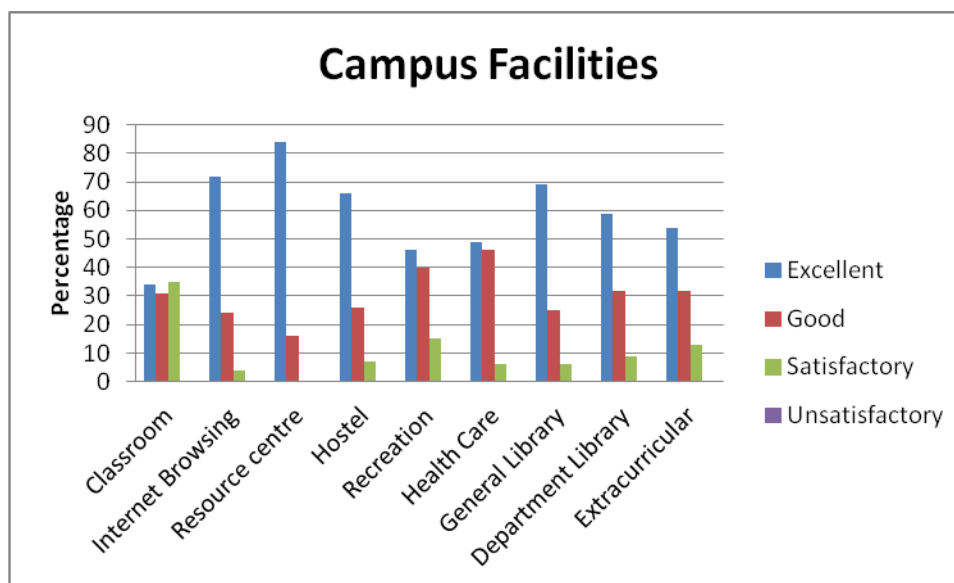
#### 1.4.1 Students Feedback Form (Bio-Chemistry – year wise from (2018-2019))

Total Number of Students : 68

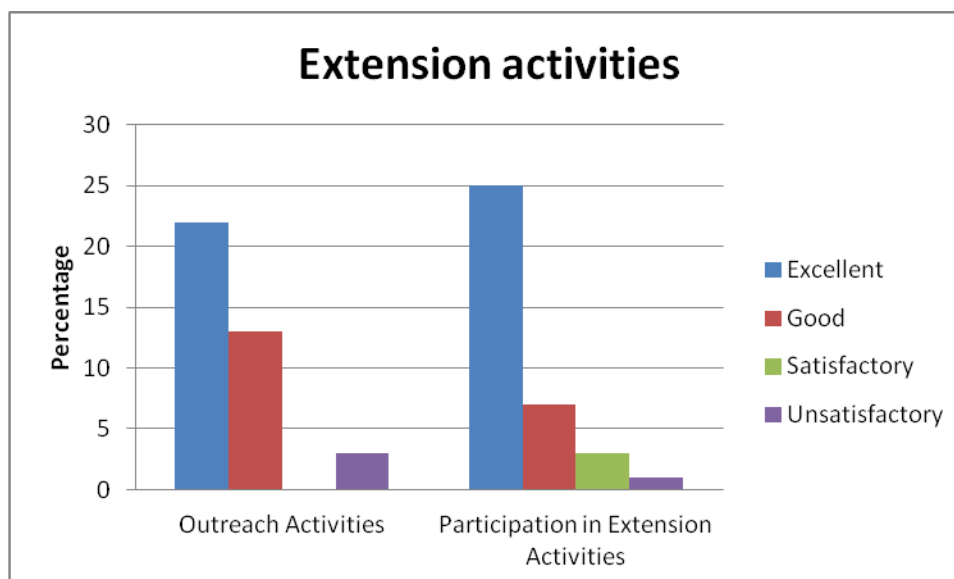
|                | Academic Facilities(Percentage) |                      |                 |                       |                                  |                            |                            |                    |
|----------------|---------------------------------|----------------------|-----------------|-----------------------|----------------------------------|----------------------------|----------------------------|--------------------|
|                | Syllabus Content                | Coverage of Syllabus | Teaching Method | Laboratory Facilities | Teacher Guidance and Counselling | Conduct of CFA Tests / ESE | Staff-Student Relationship | CFA: ESE Weightage |
| Excellent      | 78                              | 72                   | 66              | 66                    | 65                               | 60                         | 50                         | 57                 |
| Good           | 9                               | 24                   | 28              | 34                    | 35                               | 40                         | 50                         | 26                 |
| Satisfactory   | 13                              | 4                    | 6               | 0                     | 0                                | 0                          | 0                          | 16                 |
| Unsatisfactory | 0                               | 0                    | 0               | 0                     | 0                                | 0                          | 0                          | 0                  |



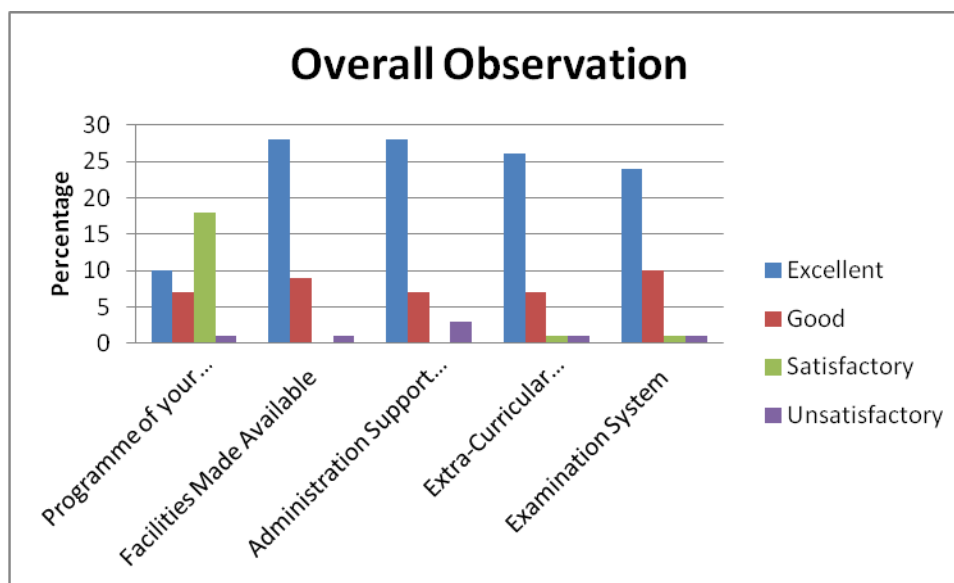
|                | Campus Facilities (Percentage) |                   |                 |        |            |             |                 |                    |                 |
|----------------|--------------------------------|-------------------|-----------------|--------|------------|-------------|-----------------|--------------------|-----------------|
|                | Classroom                      | Internet Browsing | Resource centre | Hostel | Recreation | Health Care | General Library | Department Library | Extracurricular |
| Excellent      | 34                             | 72                | 84              | 66     | 46         | 49          | 69              | 59                 | 54              |
| Good           | 31                             | 24                | 16              | 26     | 40         | 46          | 25              | 32                 | 32              |
| Satisfactory   | 35                             | 4                 | 0               | 7      | 15         | 6           | 6               | 9                  | 13              |
| Unsatisfactory | 0                              | 0                 | 0               | 0      | 0          | 0           | 0               | 0                  | 0               |



|                | Extension activities (Percentage) |                                       |
|----------------|-----------------------------------|---------------------------------------|
|                | Outreach Activities               | Participation in Extension Activities |
| Excellent      | 22                                | 25                                    |
| Good           | 13                                | 7                                     |
| Satisfactory   | 0                                 | 3                                     |
| Unsatisfactory | 3                                 | 1                                     |



| Overall Observation (Percentage) |                         |                           |                              |                                      |                    |
|----------------------------------|-------------------------|---------------------------|------------------------------|--------------------------------------|--------------------|
|                                  | Programme of your Study | Facilities Made Available | Administration Support Given | Extra-Curricular Activities Provided | Examination System |
| Excellent                        | 10                      | 28                        | 28                           | 26                                   | 24                 |
| Good                             | 7                       | 9                         | 7                            | 7                                    | 10                 |
| Satisfactory                     | 18                      | 0                         | 0                            | 1                                    | 1                  |
| Unsatisfactory                   | 1                       | 1                         | 3                            | 1                                    | 1                  |

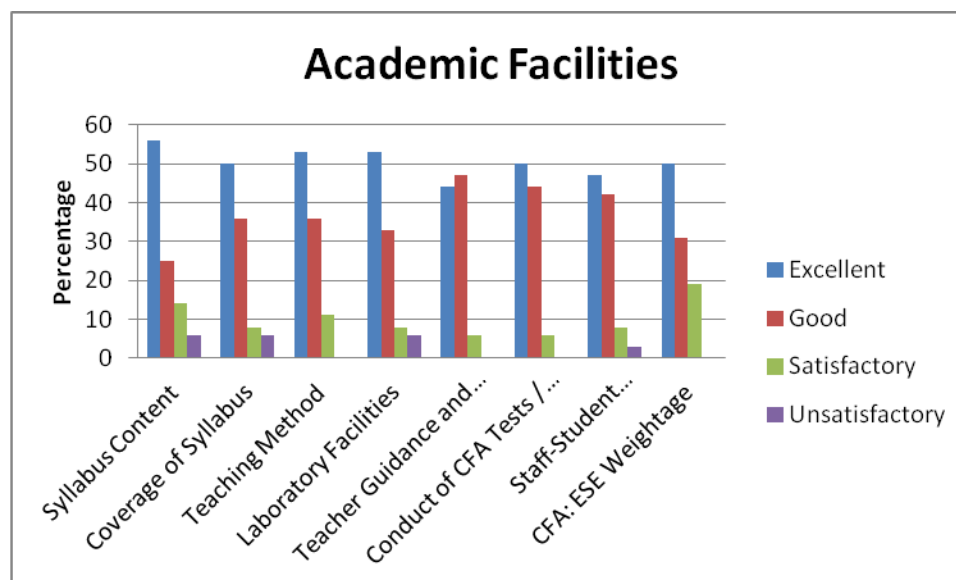


#### 1.4.1 Students Feedback Form (Education – year wise from (2018-2019))

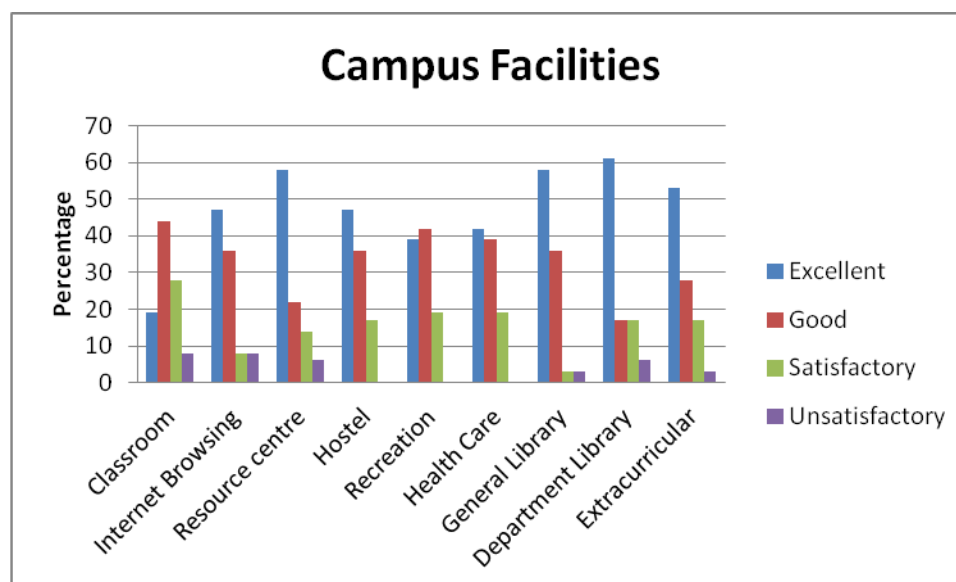
Total Number of Students : 36

| Academic Facilities(Percentage) |                  |                      |                 |                       |                                  |                            |                            |                    |
|---------------------------------|------------------|----------------------|-----------------|-----------------------|----------------------------------|----------------------------|----------------------------|--------------------|
|                                 | Syllabus Content | Coverage of Syllabus | Teaching Method | Laboratory Facilities | Teacher Guidance and Counselling | Conduct of CFA Tests / ESE | Staff-Student Relationship | CFA: ESE Weightage |
| Excellent                       | 56               | 50                   | 53              | 53                    | 44                               | 50                         | 47                         | 50                 |
| Good                            | 25               | 36                   | 36              | 33                    | 47                               | 44                         | 42                         | 31                 |
| Satisfactory                    | 14               | 8                    | 11              | 8                     | 6                                | 6                          | 8                          | 19                 |
| Unsatisfactory                  | 6                | 6                    | 0               | 6                     | 0                                | 0                          | 3                          | 0                  |

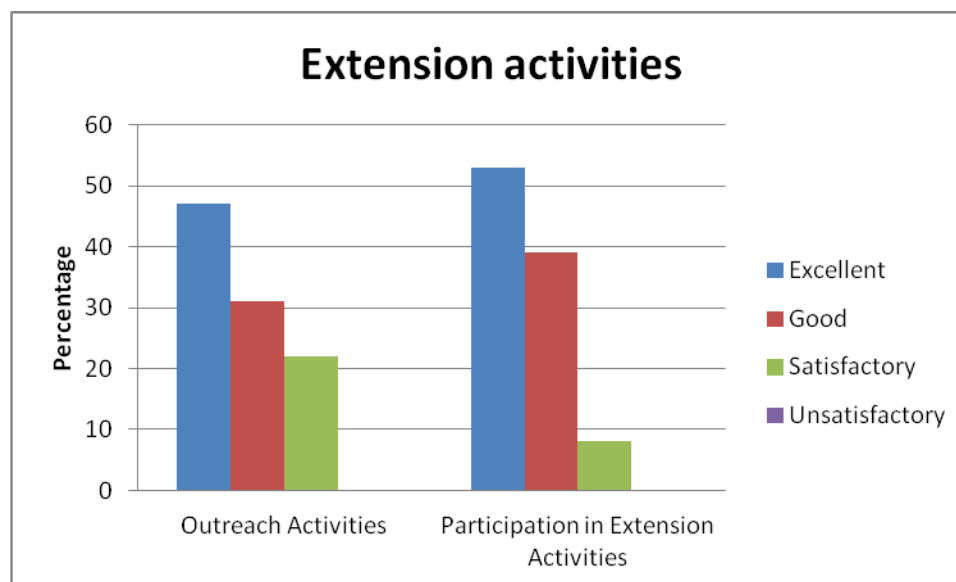




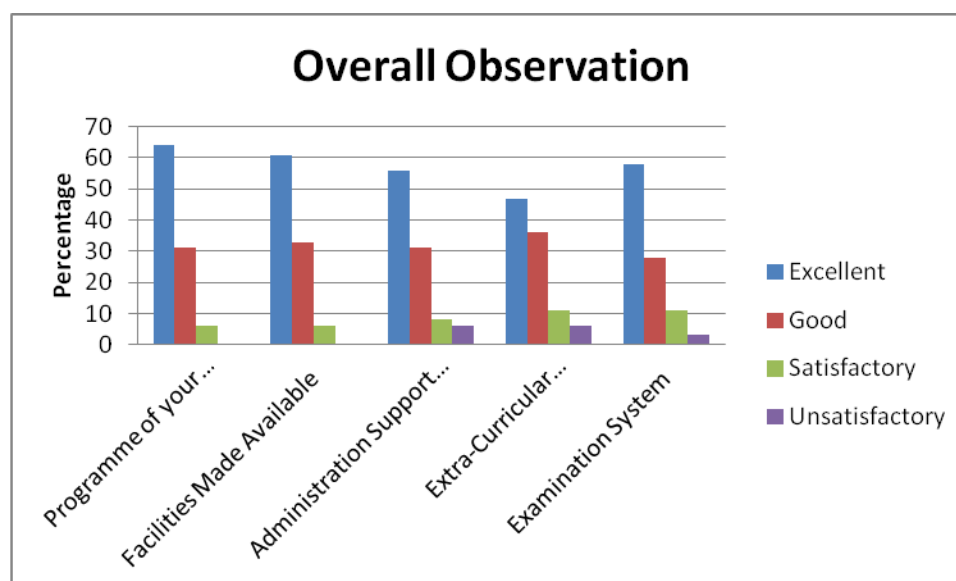
|                | Campus Facilities (Percentage) |                   |                 |        |            |             |                 |                    |                 |
|----------------|--------------------------------|-------------------|-----------------|--------|------------|-------------|-----------------|--------------------|-----------------|
|                | Classroom                      | Internet Browsing | Resource centre | Hostel | Recreation | Health Care | General Library | Department Library | Extracurricular |
| Excellent      | 19                             | 47                | 58              | 47     | 39         | 42          | 58              | 61                 | 53              |
| Good           | 44                             | 36                | 22              | 36     | 42         | 39          | 36              | 17                 | 28              |
| Satisfactory   | 28                             | 8                 | 14              | 17     | 19         | 19          | 3               | 17                 | 17              |
| Unsatisfactory | 8                              | 8                 | 6               | 0      | 0          | 0           | 3               | 6                  | 3               |



|                | Extension activities (Percentage) |                                       |
|----------------|-----------------------------------|---------------------------------------|
|                | Outreach Activities               | Participation in Extension Activities |
| Excellent      | 47                                | 53                                    |
| Good           | 31                                | 39                                    |
| Satisfactory   | 22                                | 8                                     |
| Unsatisfactory | 0                                 | 0                                     |



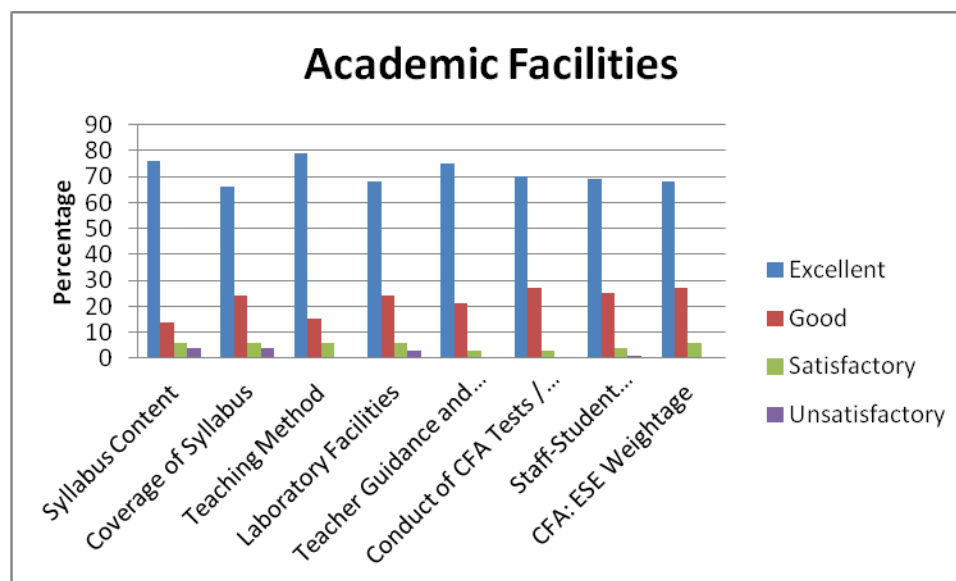
| Overall Observation (Percentage) |                         |                           |                              |                                      |                    |
|----------------------------------|-------------------------|---------------------------|------------------------------|--------------------------------------|--------------------|
|                                  | Programme of your Study | Facilities Made Available | Administration Support Given | Extra-Curricular Activities Provided | Examination System |
| Excellent                        | 64                      | 61                        | 56                           | 47                                   | 58                 |
| Good                             | 31                      | 33                        | 31                           | 36                                   | 28                 |
| Satisfactory                     | 6                       | 6                         | 8                            | 11                                   | 11                 |
| Unsatisfactory                   | 0                       | 0                         | 6                            | 6                                    | 3                  |



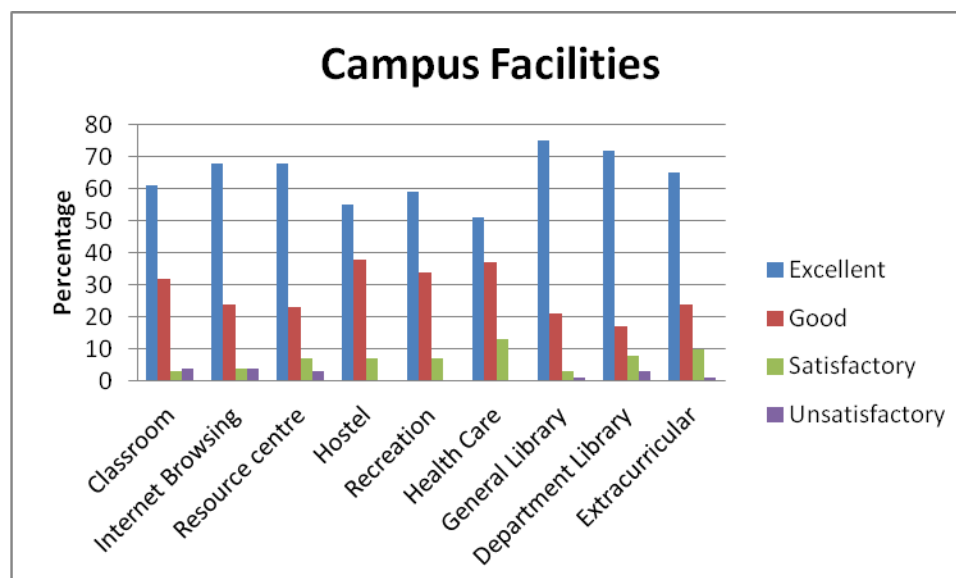
### 1.4.1 Students Feedback Form (Commerce– year wise from (2018-2019))

Total Number of Students : 71

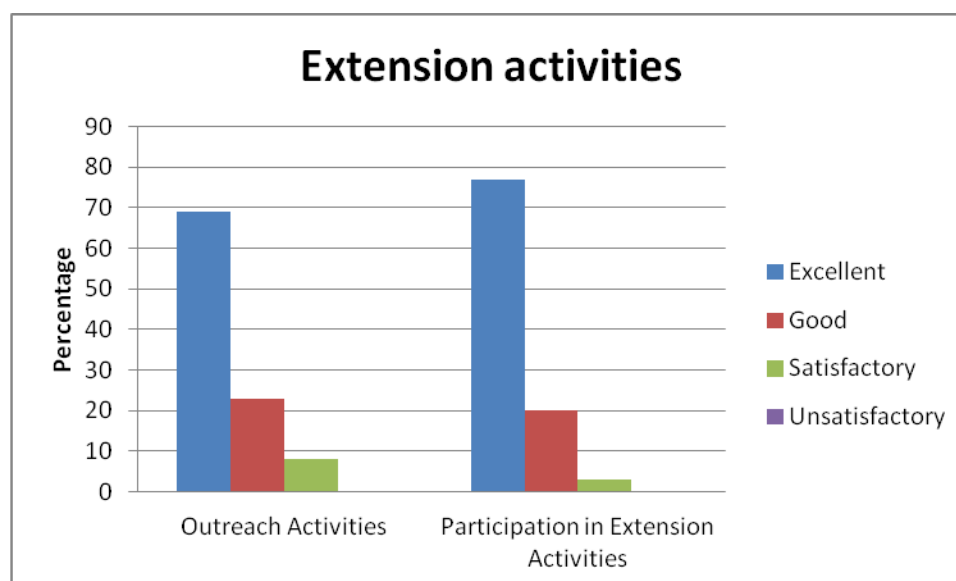
|                | Academic Facilities(Percentage) |                      |                 |                       |                                  |                            |                            |                    |
|----------------|---------------------------------|----------------------|-----------------|-----------------------|----------------------------------|----------------------------|----------------------------|--------------------|
|                | Syllabus Content                | Coverage of Syllabus | Teaching Method | Laboratory Facilities | Teacher Guidance and Counselling | Conduct of CFA Tests / ESE | Staff-Student Relationship | CFA: ESE Weightage |
| Excellent      | 76                              | 66                   | 79              | 68                    | 75                               | 70                         | 69                         | 68                 |
| Good           | 14                              | 24                   | 15              | 24                    | 21                               | 27                         | 25                         | 27                 |
| Satisfactory   | 6                               | 6                    | 6               | 6                     | 3                                | 3                          | 4                          | 6                  |
| Unsatisfactory | 4                               | 4                    | 0               | 3                     | 0                                | 0                          | 1                          | 0                  |



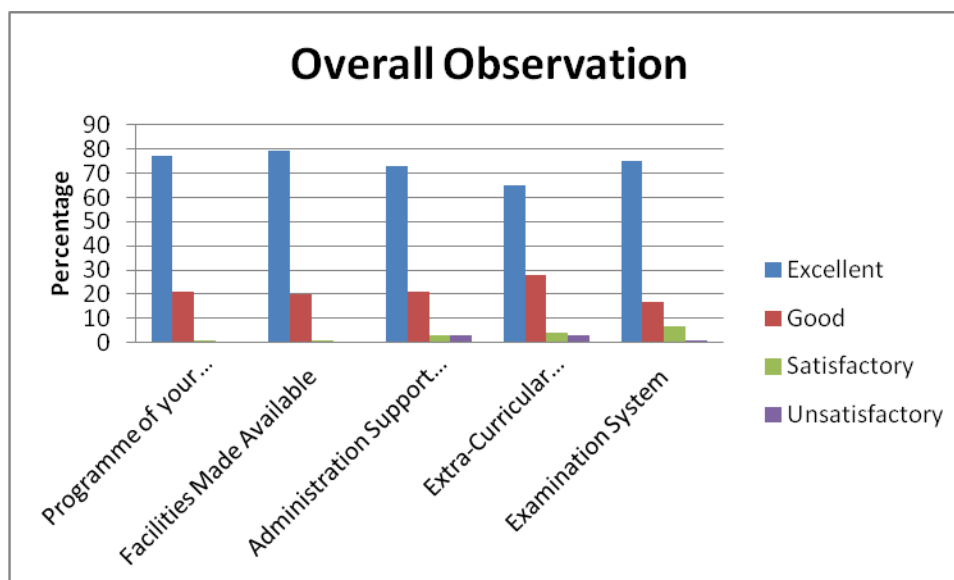
|                | Campus Facilities (Percentage) |                   |                 |        |            |             |                 |                    |                 |
|----------------|--------------------------------|-------------------|-----------------|--------|------------|-------------|-----------------|--------------------|-----------------|
|                | Classroom                      | Internet Browsing | Resource centre | Hostel | Recreation | Health Care | General Library | Department Library | Extracurricular |
| Excellent      | 61                             | 68                | 68              | 55     | 59         | 51          | 75              | 72                 | 65              |
| Good           | 32                             | 24                | 23              | 38     | 34         | 37          | 21              | 17                 | 24              |
| Satisfactory   | 3                              | 4                 | 7               | 7      | 7          | 13          | 3               | 8                  | 10              |
| Unsatisfactory | 4                              | 4                 | 3               | 0      | 0          | 0           | 1               | 3                  | 1               |



| Extension activities (Percentage) |                     |                                       |
|-----------------------------------|---------------------|---------------------------------------|
|                                   | Outreach Activities | Participation in Extension Activities |
| Excellent                         | 69                  | 77                                    |
| Good                              | 23                  | 20                                    |
| Satisfactory                      | 8                   | 3                                     |
| Unsatisfactory                    | 0                   | 0                                     |



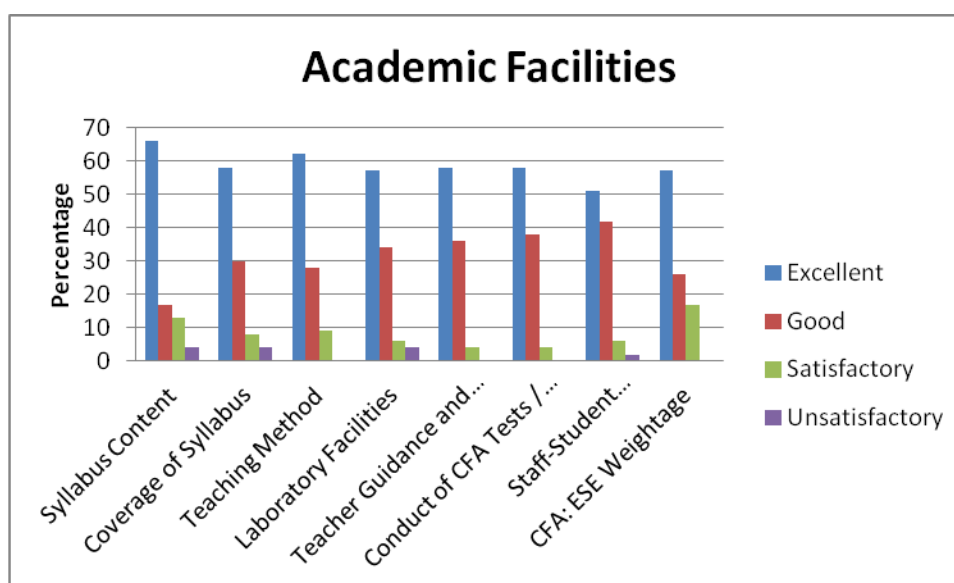
| Overall Observation (Percentage) |                         |                           |                              |                                      |                    |
|----------------------------------|-------------------------|---------------------------|------------------------------|--------------------------------------|--------------------|
|                                  | Programme of your Study | Facilities Made Available | Administration Support Given | Extra-Curricular Activities Provided | Examination System |
| Excellent                        | 77                      | 79                        | 73                           | 65                                   | 75                 |
| Good                             | 21                      | 20                        | 21                           | 28                                   | 17                 |
| Satisfactory                     | 1                       | 1                         | 3                            | 4                                    | 7                  |
| Unsatisfactory                   | 0                       | 0                         | 3                            | 3                                    | 1                  |



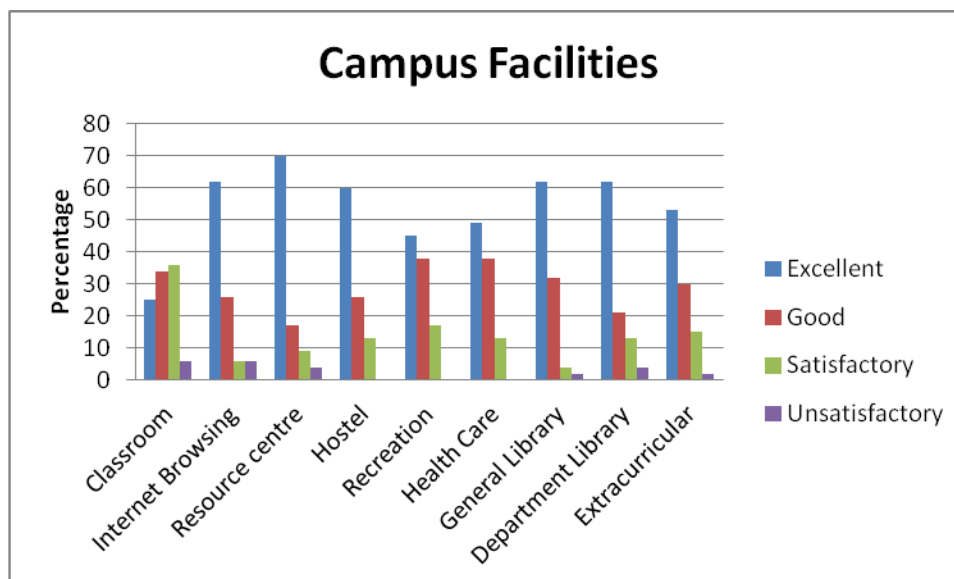
#### 1.4.1 Students Feedback Form (Economics– year wise from (2018-2019))

Total Number of Students : 53

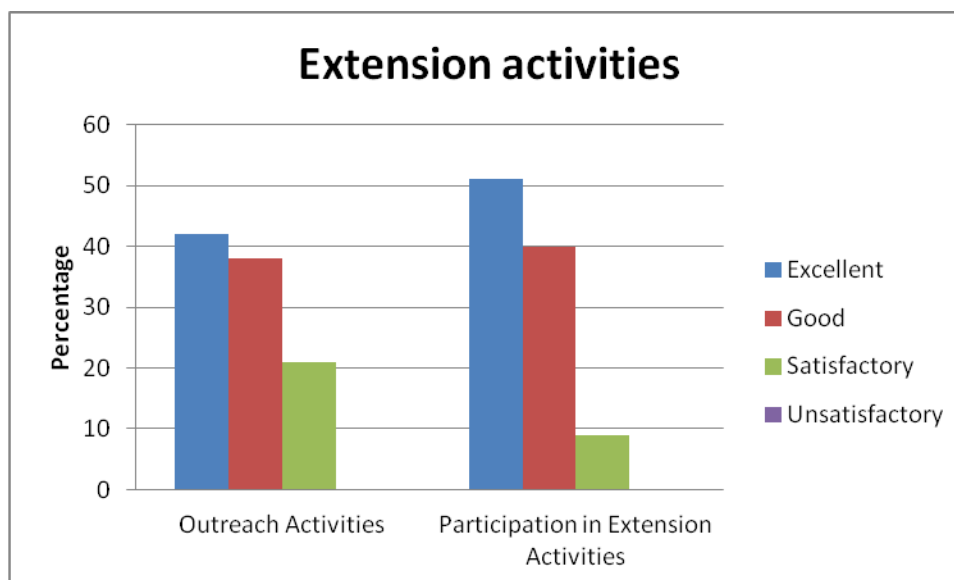
|                | Academic Facilities(Percentage) |                      |                 |                       |                                  |                            |                            |                    |
|----------------|---------------------------------|----------------------|-----------------|-----------------------|----------------------------------|----------------------------|----------------------------|--------------------|
|                | Syllabus Content                | Coverage of Syllabus | Teaching Method | Laboratory Facilities | Teacher Guidance and Counselling | Conduct of CFA Tests / ESE | Staff-Student Relationship | CFA: ESE Weightage |
| Excellent      | 66                              | 58                   | 62              | 57                    | 58                               | 58                         | 51                         | 57                 |
| Good           | 17                              | 30                   | 28              | 34                    | 36                               | 38                         | 42                         | 26                 |
| Satisfactory   | 13                              | 8                    | 9               | 6                     | 4                                | 4                          | 6                          | 17                 |
| Unsatisfactory | 4                               | 4                    | 0               | 4                     | 0                                | 0                          | 2                          | 0                  |



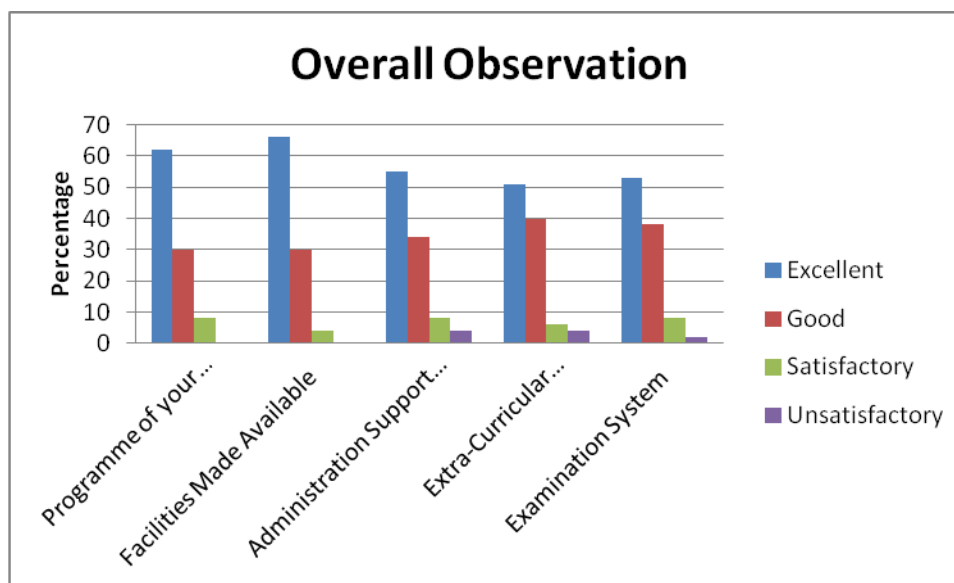
|                | Campus Facilities (Percentage) |                   |                 |        |            |             |                 |                    |                 |
|----------------|--------------------------------|-------------------|-----------------|--------|------------|-------------|-----------------|--------------------|-----------------|
|                | Classroom                      | Internet Browsing | Resource centre | Hostel | Recreation | Health Care | General Library | Department Library | Extracurricular |
| Excellent      | 25                             | 62                | 70              | 60     | 45         | 49          | 62              | 62                 | 53              |
| Good           | 34                             | 26                | 17              | 26     | 38         | 38          | 32              | 21                 | 30              |
| Satisfactory   | 36                             | 6                 | 9               | 13     | 17         | 13          | 4               | 13                 | 15              |
| Unsatisfactory | 6                              | 6                 | 4               | 0      | 0          | 0           | 2               | 4                  | 2               |



|                | Extension activities (Percentage) |                                       |
|----------------|-----------------------------------|---------------------------------------|
|                | Outreach Activities               | Participation in Extension Activities |
| Excellent      | 42                                | 51                                    |
| Good           | 38                                | 40                                    |
| Satisfactory   | 21                                | 9                                     |
| Unsatisfactory | 0                                 | 0                                     |



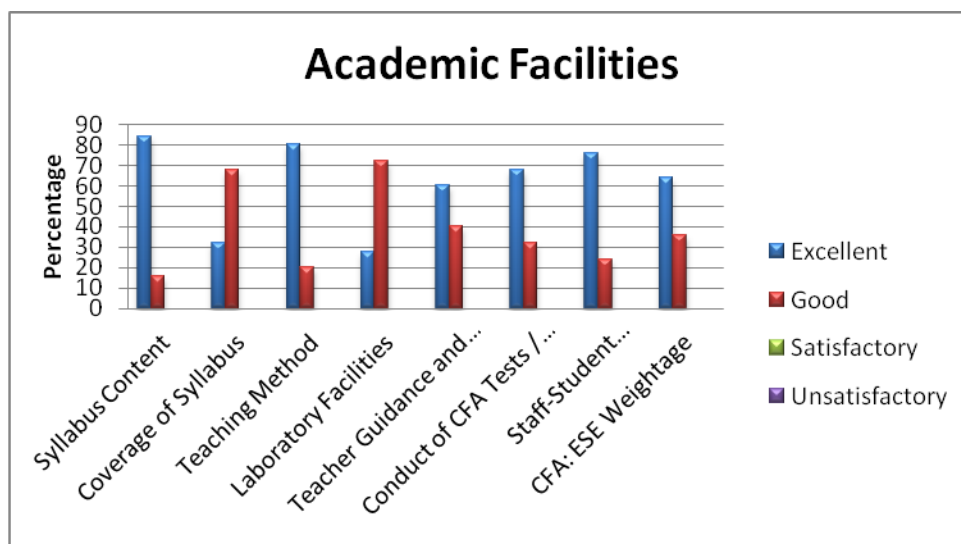
| Overall Observation (Percentage) |                         |                           |                              |                                      |                    |
|----------------------------------|-------------------------|---------------------------|------------------------------|--------------------------------------|--------------------|
|                                  | Programme of your Study | Facilities Made Available | Administration Support Given | Extra-Curricular Activities Provided | Examination System |
| Excellent                        | 62                      | 66                        | 55                           | 51                                   | 53                 |
| Good                             | 30                      | 30                        | 34                           | 40                                   | 38                 |
| Satisfactory                     | 8                       | 4                         | 8                            | 6                                    | 8                  |
| Unsatisfactory                   | 0                       | 0                         | 4                            | 4                                    | 2                  |



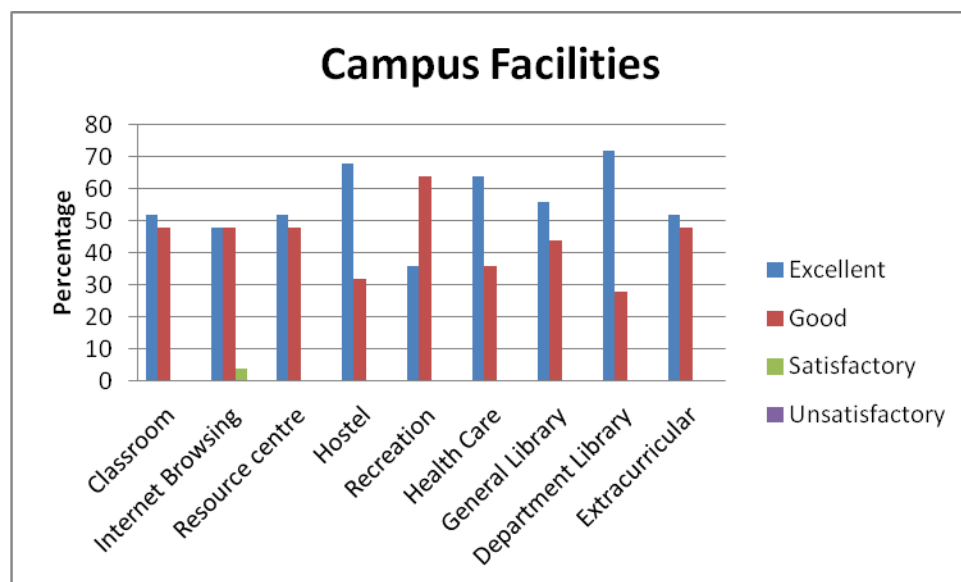
#### 1.4.1 Students Feedback Form (Zoology– year wise from (2018-2019))

Total Number of Students : 59

| Academic Facilities(Percentage) |                  |                      |                 |                       |                                  |                            |                            |                    |
|---------------------------------|------------------|----------------------|-----------------|-----------------------|----------------------------------|----------------------------|----------------------------|--------------------|
|                                 | Syllabus Content | Coverage of Syllabus | Teaching Method | Laboratory Facilities | Teacher Guidance and Counselling | Conduct of CFA Tests / ESE | Staff-Student Relationship | CFA: ESE Weightage |
| Excellent                       | 78               | 69                   | 68              | 69                    | 66                               | 59                         | 53                         | 58                 |
| Good                            | 10               | 27                   | 25              | 29                    | 32                               | 41                         | 47                         | 31                 |
| Satisfactory                    | 12               | 3                    | 7               | 2                     | 2                                | 0                          | 0                          | 12                 |
| Unsatisfactory                  | 0                | 0                    | 0               | 0                     | 0                                | 0                          | 0                          | 0                  |

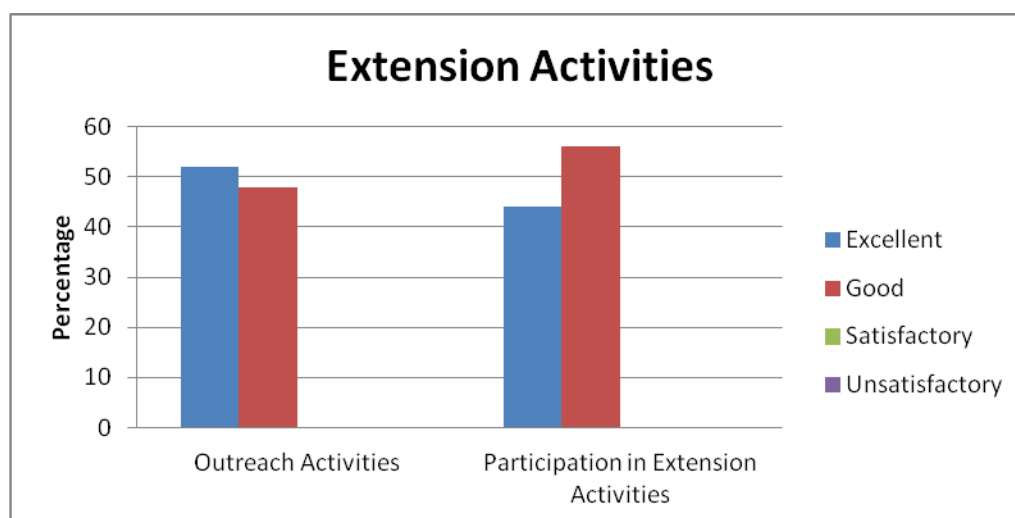


| Campus Facilities(Percentage) |           |                   |                 |        |            |             |                 |                    |                 |
|-------------------------------|-----------|-------------------|-----------------|--------|------------|-------------|-----------------|--------------------|-----------------|
|                               | Classroom | Internet Browsing | Resource centre | Hostel | Recreation | Health Care | General Library | Department Library | Extracurricular |
| Excellent                     | 27        | 64                | 75              | 63     | 44         | 49          | 66              | 59                 | 53              |
| Good                          | 39        | 32                | 25              | 29     | 42         | 44          | 27              | 34                 | 36              |
| Satisfactory                  | 34        | 3                 | 0               | 8      | 14         | 7           | 7               | 7                  | 12              |
| Unsatisfactory                | 0         | 0                 | 0               | 0      | 0          | 0           | 0               | 0                  | 0               |

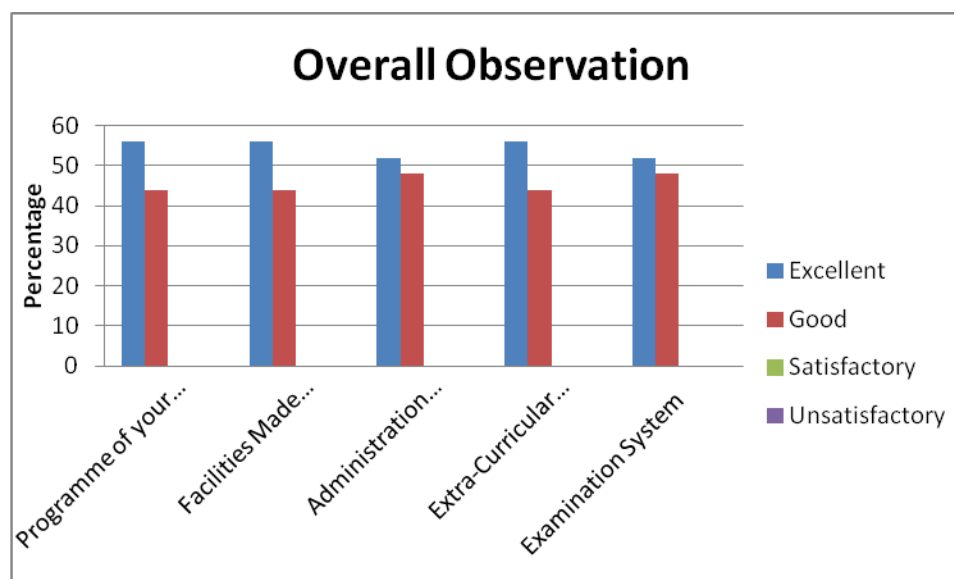


| Extension Activities(Percentage) |                     |                                       |
|----------------------------------|---------------------|---------------------------------------|
|                                  | Outreach Activities | Participation in Extension Activities |
| Excellent                        | 37                  | 51                                    |
| Good                             | 51                  | 44                                    |
| Satisfactory                     | 12                  | 5                                     |
| Unsatisfactory                   | 0                   | 0                                     |





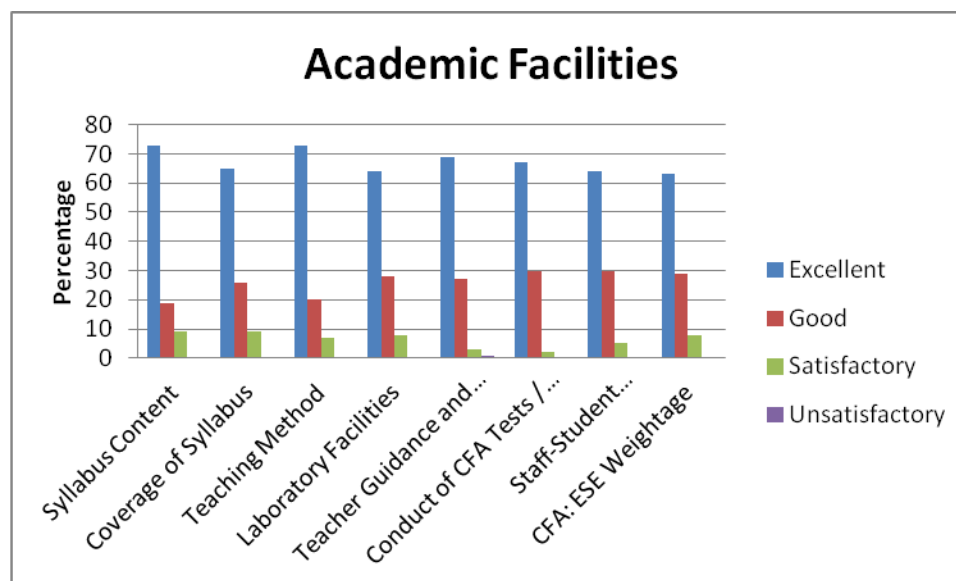
| Overall Observation(Percentage) |                         |                           |                              |                                      |                    |
|---------------------------------|-------------------------|---------------------------|------------------------------|--------------------------------------|--------------------|
|                                 | Programme of your Study | Facilities Made Available | Administration Support Given | Extra-Curricular Activities Provided | Examination System |
| Excellent                       | 58                      | 66                        | 58                           | 56                                   | 42                 |
| Good                            | 37                      | 32                        | 37                           | 42                                   | 46                 |
| Satisfactory                    | 5                       | 2                         | 5                            | 2                                    | 12                 |
| Unsatisfactory                  | 0                       | 0                         | 0                            | 0                                    | 0                  |



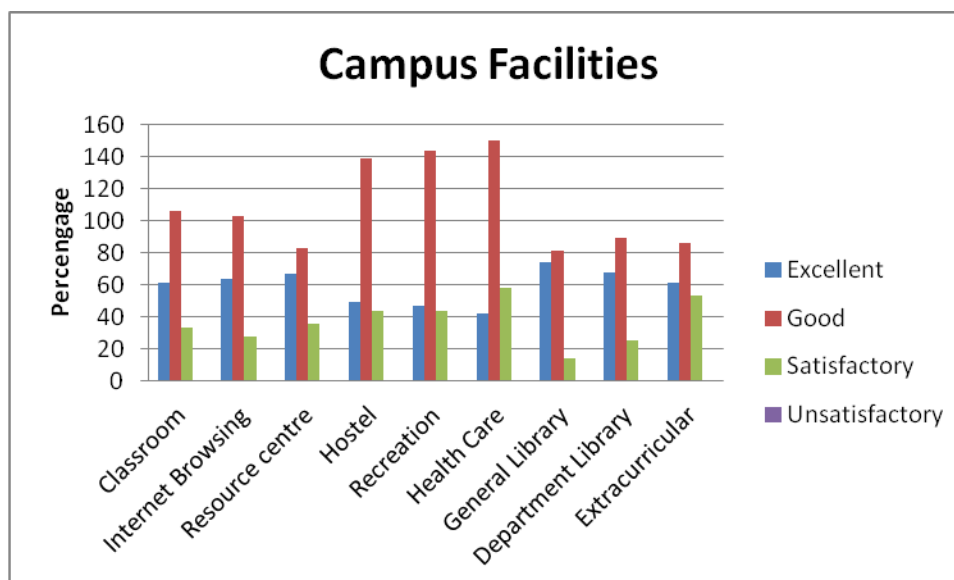
### 1.4.1 Students Feedback Form (Textiles and Apparel Design– year wise from (2018-2019))

Total Number of Students : 129

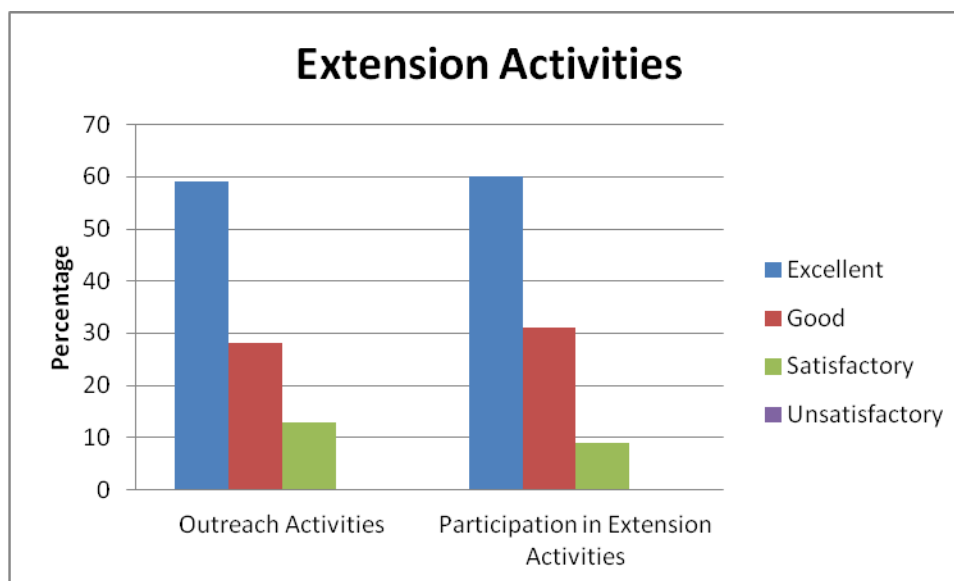
|                | Academic Facilities(Percentage) |                      |                 |                       |                                  |                            |                            |                    |
|----------------|---------------------------------|----------------------|-----------------|-----------------------|----------------------------------|----------------------------|----------------------------|--------------------|
|                | Syllabus Content                | Coverage of Syllabus | Teaching Method | Laboratory Facilities | Teacher Guidance and Counselling | Conduct of CFA Tests / ESE | Staff-Student Relationship | CFA: ESE Weightage |
| Excellent      | 73                              | 65                   | 73              | 64                    | 69                               | 67                         | 64                         | 63                 |
| Good           | 19                              | 26                   | 20              | 28                    | 27                               | 30                         | 30                         | 29                 |
| Satisfactory   | 9                               | 9                    | 7               | 8                     | 3                                | 2                          | 5                          | 8                  |
| Unsatisfactory | 0                               | 0                    | 0               | 0                     | 1                                | 0                          | 0                          | 0                  |



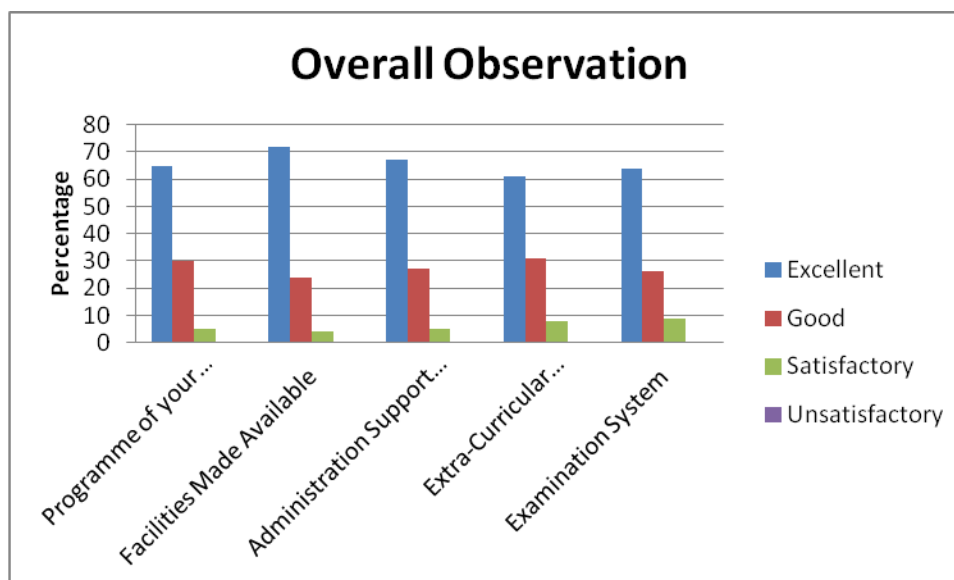
|                | Campus Facilities (Percentage) |                   |                 |        |            |             |                 |                    |                 |
|----------------|--------------------------------|-------------------|-----------------|--------|------------|-------------|-----------------|--------------------|-----------------|
|                | Classroom                      | Internet Browsing | Resource centre | Hostel | Recreation | Health Care | General Library | Department Library | Extracurricular |
| Excellent      | 61                             | 64                | 67              | 49     | 47         | 42          | 74              | 68                 | 61              |
| Good           | 106                            | 103               | 83              | 139    | 144        | 150         | 81              | 89                 | 86              |
| Satisfactory   | 33                             | 28                | 36              | 44     | 44         | 58          | 14              | 25                 | 53              |
| Unsatisfactory | 0                              | 0                 | 0               | 0      | 0          | 0           | 0               | 0                  | 0               |



| Extension activities (Percentage) |                     |                                       |
|-----------------------------------|---------------------|---------------------------------------|
|                                   | Outreach Activities | Participation in Extension Activities |
| Excellent                         | 59                  | 60                                    |
| Good                              | 28                  | 31                                    |
| Satisfactory                      | 13                  | 9                                     |
| Unsatisfactory                    | 0                   | 0                                     |



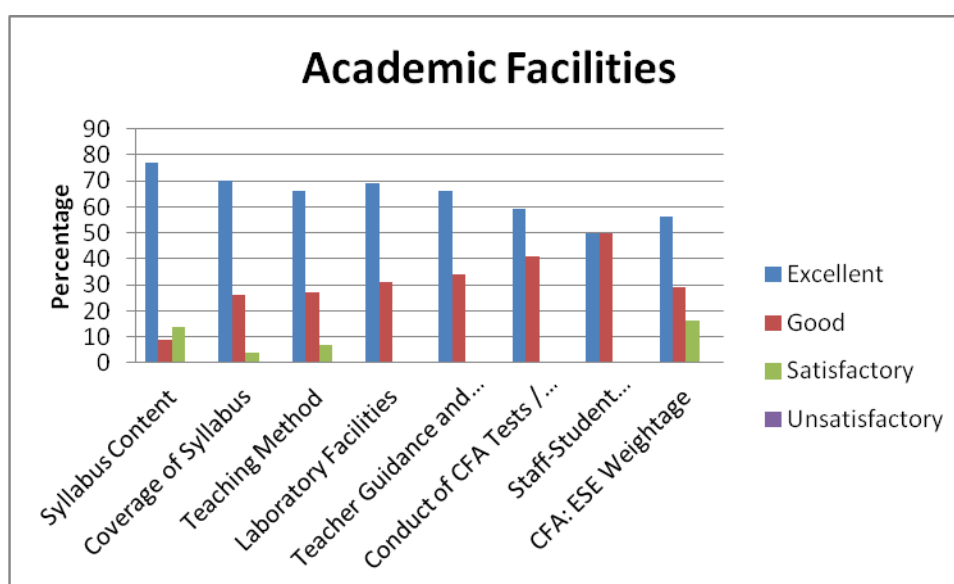
| Overall Observation (Percentage) |                         |                           |                              |                                      |                    |
|----------------------------------|-------------------------|---------------------------|------------------------------|--------------------------------------|--------------------|
|                                  | Programme of your Study | Facilities Made Available | Administration Support Given | Extra-Curricular Activities Provided | Examination System |
| Excellent                        | 65                      | 72                        | 67                           | 61                                   | 64                 |
| Good                             | 30                      | 24                        | 27                           | 31                                   | 26                 |
| Satisfactory                     | 5                       | 4                         | 5                            | 8                                    | 9                  |
| Unsatisfactory                   | 0                       | 0                         | 0                            | 0                                    | 0                  |



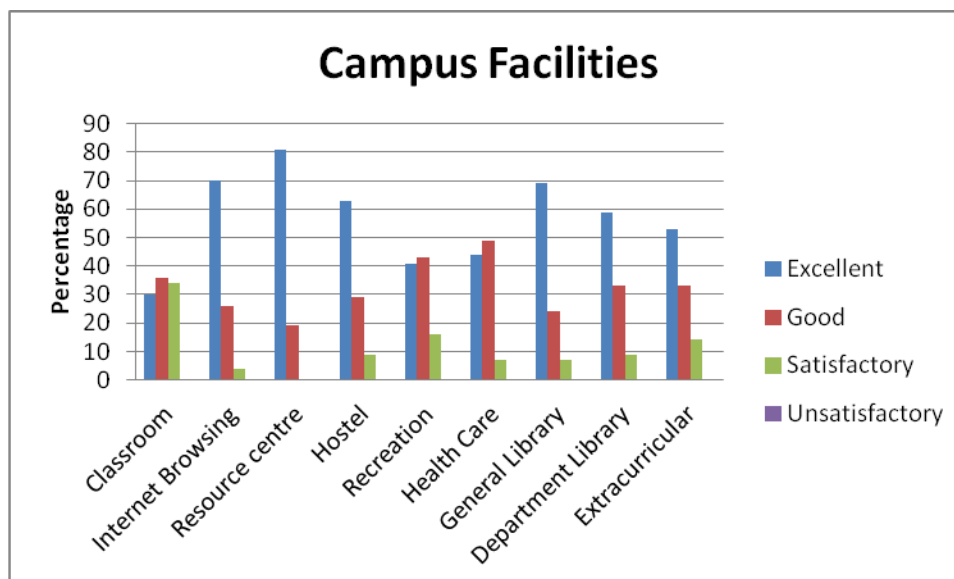
#### 1.4.1 Students Feedback Form (Nutrition and Dietetics– year wise from (2018-2019))

Total Number of Students : 70

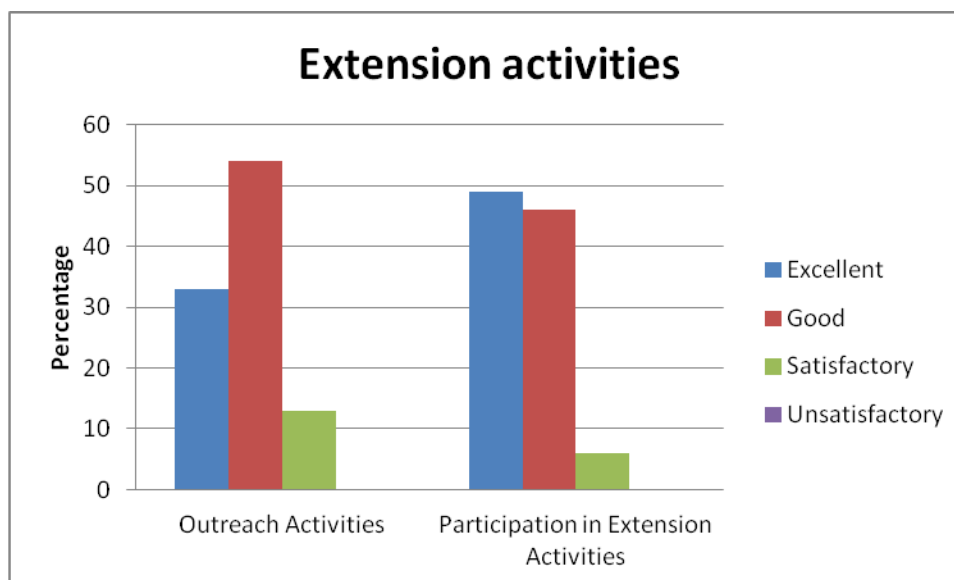
|                | Academic Facilities(Percentage) |                      |                 |                       |                                  |                            |                            |                    |
|----------------|---------------------------------|----------------------|-----------------|-----------------------|----------------------------------|----------------------------|----------------------------|--------------------|
|                | Syllabus Content                | Coverage of Syllabus | Teaching Method | Laboratory Facilities | Teacher Guidance and Counselling | Conduct of CFA Tests / ESE | Staff-Student Relationship | CFA: ESE Weightage |
| Excellent      | 77                              | 70                   | 66              | 69                    | 66                               | 59                         | 50                         | 56                 |
| Good           | 9                               | 26                   | 27              | 31                    | 34                               | 41                         | 50                         | 29                 |
| Satisfactory   | 14                              | 4                    | 7               | 0                     | 0                                | 0                          | 0                          | 16                 |
| Unsatisfactory | 0                               | 0                    | 0               | 0                     | 0                                | 0                          | 0                          | 0                  |



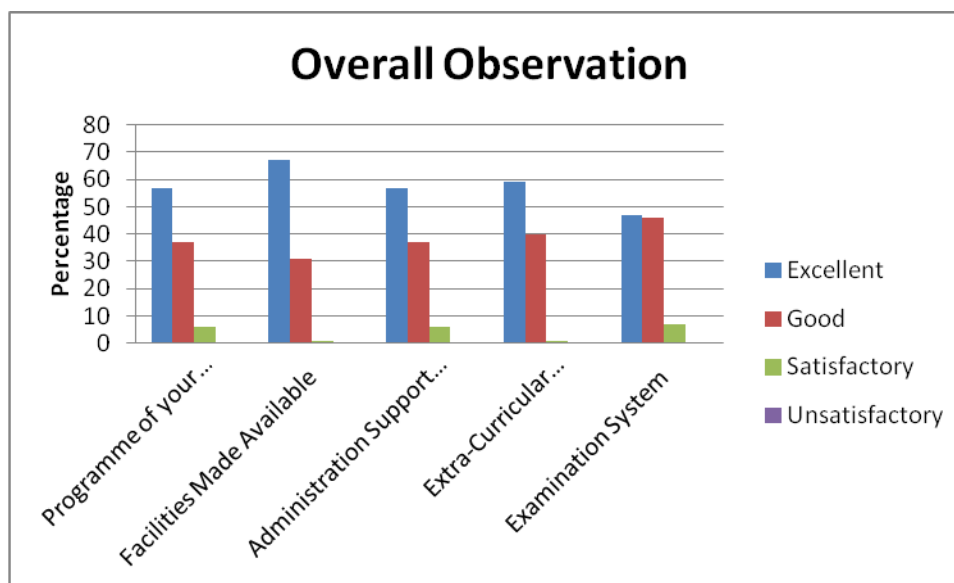
|                | Campus Facilities (Percentage) |                   |                 |        |            |             |                 |                    |                 |
|----------------|--------------------------------|-------------------|-----------------|--------|------------|-------------|-----------------|--------------------|-----------------|
|                | Classroom                      | Internet Browsing | Resource centre | Hostel | Recreation | Health Care | General Library | Department Library | Extracurricular |
| Excellent      | 30                             | 70                | 81              | 63     | 41         | 44          | 69              | 59                 | 53              |
| Good           | 36                             | 26                | 19              | 29     | 43         | 49          | 24              | 33                 | 33              |
| Satisfactory   | 34                             | 4                 | 0               | 9      | 16         | 7           | 7               | 9                  | 14              |
| Unsatisfactory | 0                              | 0                 | 0               | 0      | 0          | 0           | 0               | 0                  | 0               |



|                | Extension activities (Percentage) |                                       |
|----------------|-----------------------------------|---------------------------------------|
|                | Outreach Activities               | Participation in Extension Activities |
| Excellent      | 33                                | 49                                    |
| Good           | 54                                | 46                                    |
| Satisfactory   | 13                                | 6                                     |
| Unsatisfactory | 0                                 | 0                                     |



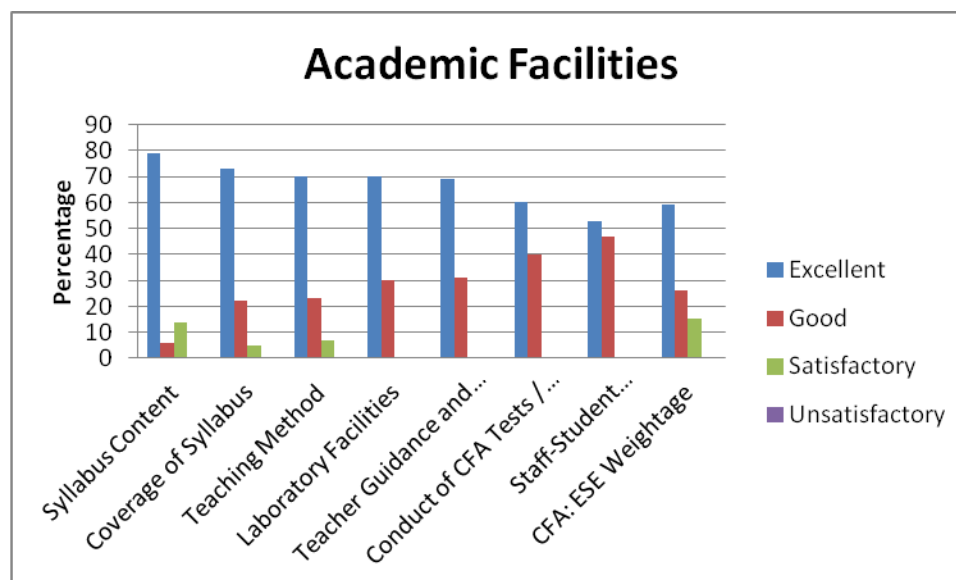
| Overall Observation (Percentage) |                         |                           |                              |                                      |                    |
|----------------------------------|-------------------------|---------------------------|------------------------------|--------------------------------------|--------------------|
|                                  | Programme of your Study | Facilities Made Available | Administration Support Given | Extra-Curricular Activities Provided | Examination System |
| Excellent                        | 57                      | 67                        | 57                           | 59                                   | 47                 |
| Good                             | 37                      | 31                        | 37                           | 40                                   | 46                 |
| Satisfactory                     | 6                       | 1                         | 6                            | 1                                    | 7                  |
| Unsatisfactory                   | 0                       | 0                         | 0                            | 0                                    | 0                  |



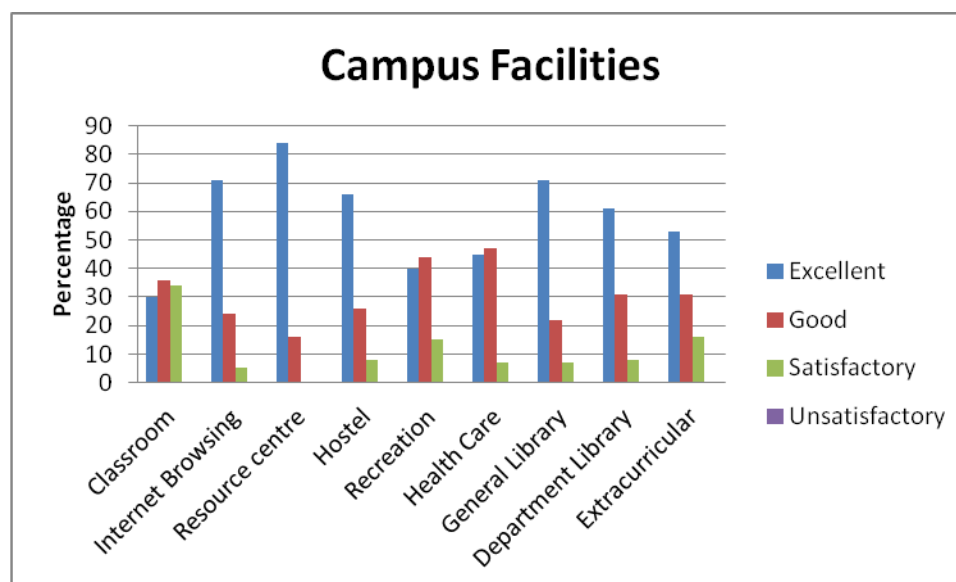
#### 1.4.1 Students Feedback Form (Maths– year wise from (2018-2019))

Total Number of Students : 97

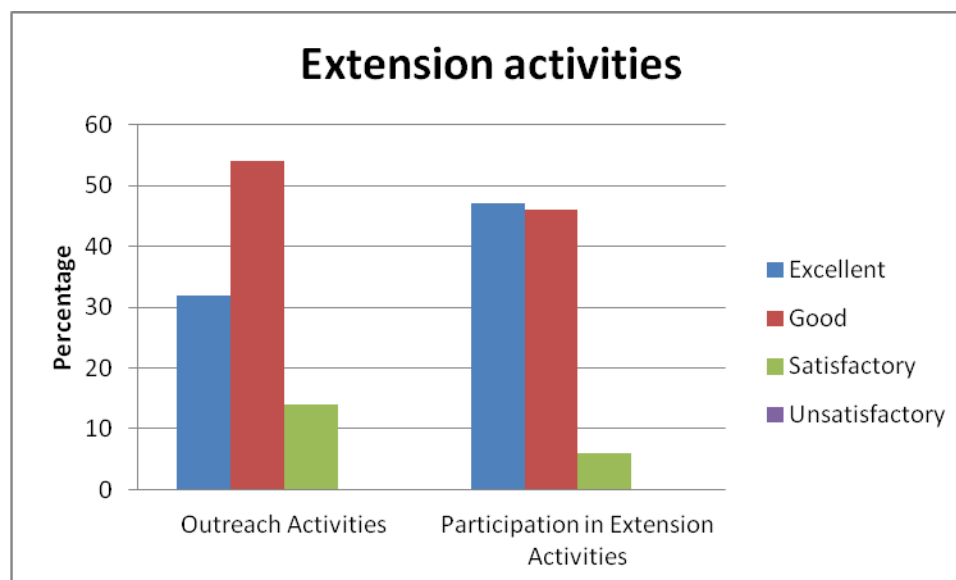
| Academic Facilities(Percentage) |                  |                      |                 |                       |                                  |                            |                            |                    |
|---------------------------------|------------------|----------------------|-----------------|-----------------------|----------------------------------|----------------------------|----------------------------|--------------------|
|                                 | Syllabus Content | Coverage of Syllabus | Teaching Method | Laboratory Facilities | Teacher Guidance and Counselling | Conduct of CFA Tests / ESE | Staff-Student Relationship | CFA: ESE Weightage |
| Excellent                       | 79               | 73                   | 70              | 70                    | 69                               | 60                         | 53                         | 59                 |
| Good                            | 6                | 22                   | 23              | 30                    | 31                               | 40                         | 47                         | 26                 |
| Satisfactory                    | 14               | 5                    | 7               | 0                     | 0                                | 0                          | 0                          | 15                 |
| Unsatisfactory                  | 0                | 0                    | 0               | 0                     | 0                                | 0                          | 0                          | 0                  |



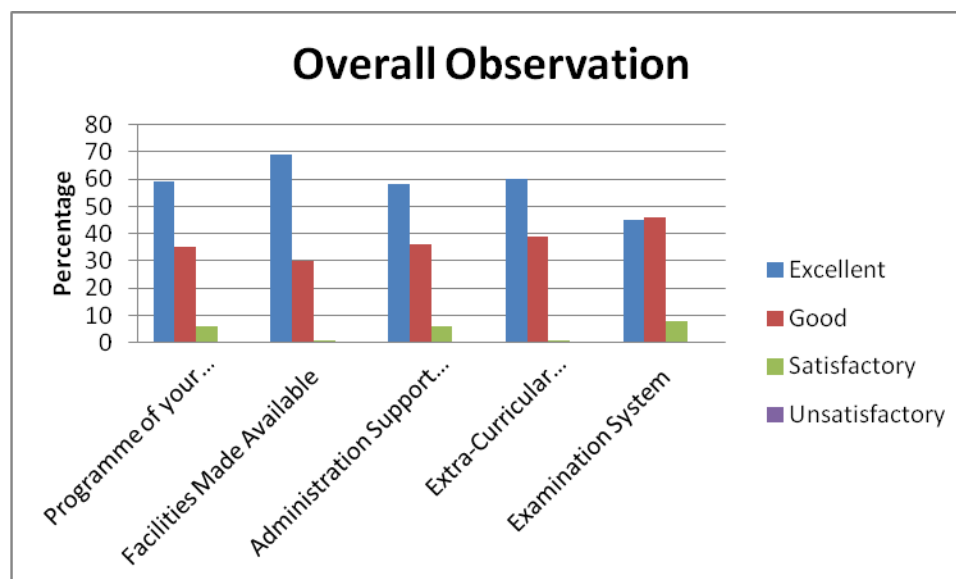
|                | Campus Facilities (Percentage) |                   |                 |        |            |             |                 |                    |                 |
|----------------|--------------------------------|-------------------|-----------------|--------|------------|-------------|-----------------|--------------------|-----------------|
|                | Classroom                      | Internet Browsing | Resource centre | Hostel | Recreation | Health Care | General Library | Department Library | Extracurricular |
| Excellent      | 30                             | 71                | 84              | 66     | 40         | 45          | 71              | 61                 | 53              |
| Good           | 36                             | 24                | 16              | 26     | 44         | 47          | 22              | 31                 | 31              |
| Satisfactory   | 34                             | 5                 | 0               | 8      | 15         | 7           | 7               | 8                  | 16              |
| Unsatisfactory | 0                              | 0                 | 0               | 0      | 0          | 0           | 0               | 0                  | 0               |



|                | Extension activities (Percentage) |                                       |
|----------------|-----------------------------------|---------------------------------------|
|                | Outreach Activities               | Participation in Extension Activities |
| Excellent      | 32                                | 47                                    |
| Good           | 54                                | 46                                    |
| Satisfactory   | 14                                | 6                                     |
| Unsatisfactory | 0                                 | 0                                     |



| Overall Observation (Percentage) |                         |                           |                              |                                      |                    |
|----------------------------------|-------------------------|---------------------------|------------------------------|--------------------------------------|--------------------|
|                                  | Programme of your Study | Facilities Made Available | Administration Support Given | Extra-Curricular Activities Provided | Examination System |
| Excellent                        | 59                      | 69                        | 58                           | 60                                   | 45                 |
| Good                             | 35                      | 30                        | 36                           | 39                                   | 46                 |
| Satisfactory                     | 6                       | 1                         | 6                            | 1                                    | 8                  |
| Unsatisfactory                   | 0                       | 0                         | 0                            | 0                                    | 0                  |

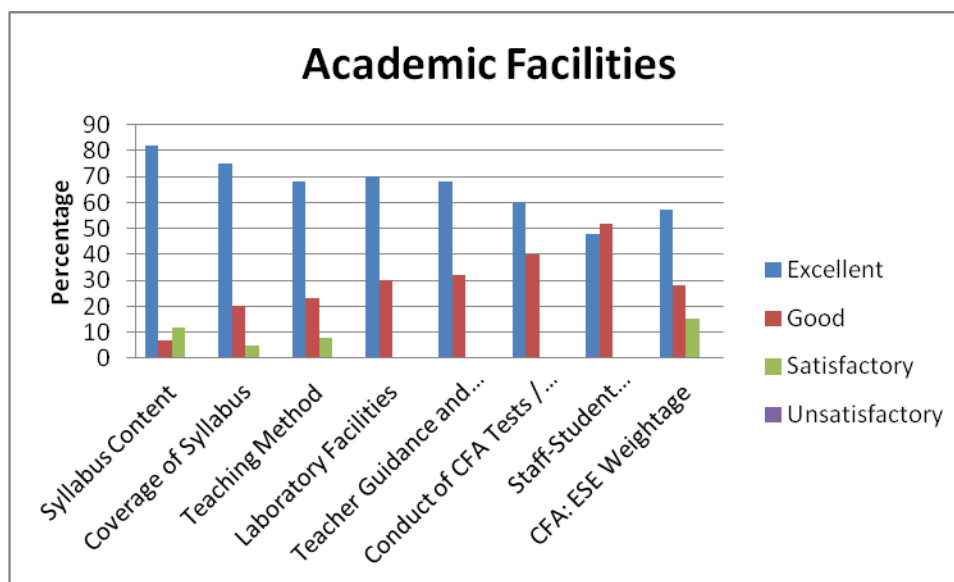




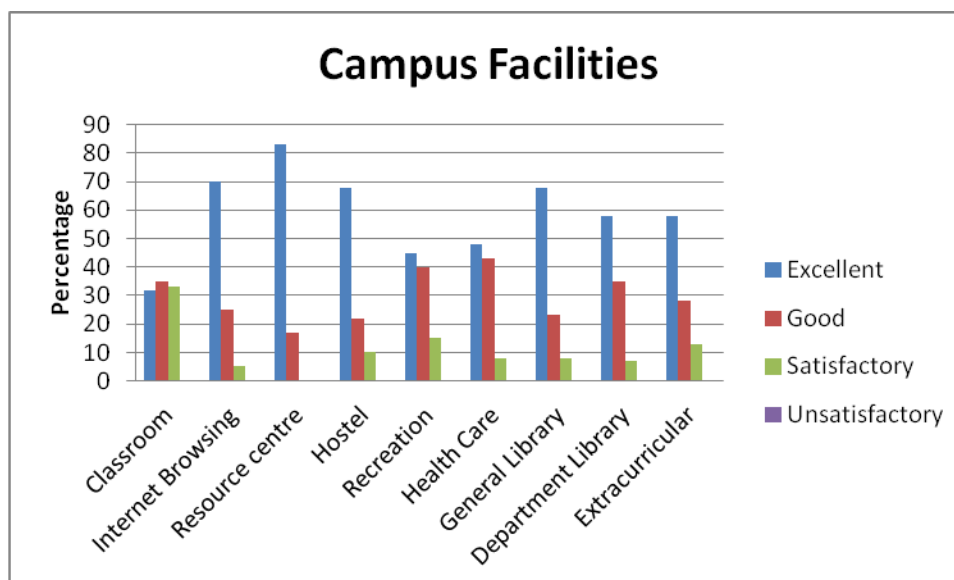
#### 1.4.1 Students Feedback Form (Microbiology– year wise from (2018-2019))

Total Number of Students : 60

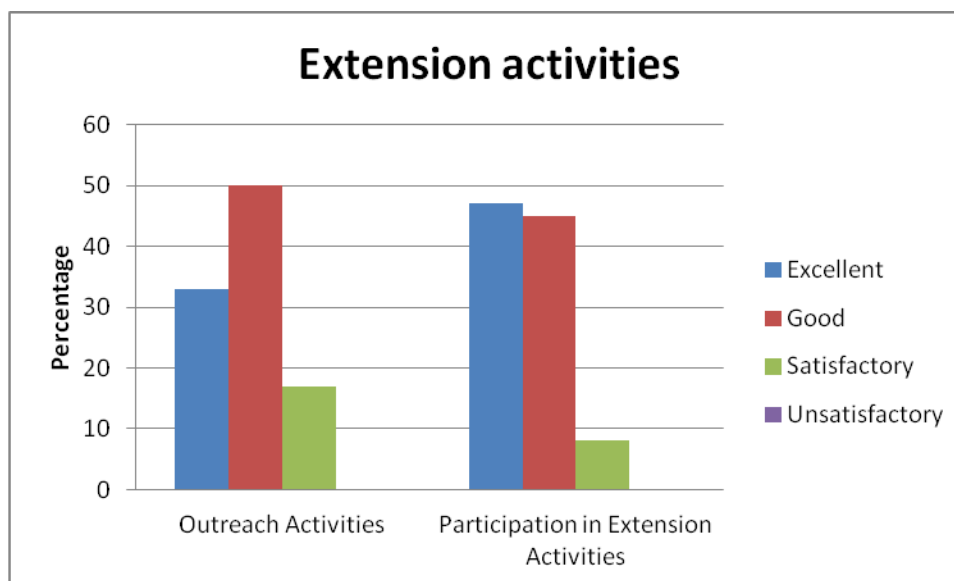
|                | Academic Facilities(Percentage) |                      |                 |                       |                                  |                            |                            |                    |
|----------------|---------------------------------|----------------------|-----------------|-----------------------|----------------------------------|----------------------------|----------------------------|--------------------|
|                | Syllabus Content                | Coverage of Syllabus | Teaching Method | Laboratory Facilities | Teacher Guidance and Counselling | Conduct of CFA Tests / ESE | Staff-Student Relationship | CFA: ESE Weightage |
| Excellent      | 82                              | 75                   | 68              | 70                    | 68                               | 60                         | 48                         | 57                 |
| Good           | 7                               | 20                   | 23              | 30                    | 32                               | 40                         | 52                         | 28                 |
| Satisfactory   | 12                              | 5                    | 8               | 0                     | 0                                | 0                          | 0                          | 15                 |
| Unsatisfactory | 0                               | 0                    | 0               | 0                     | 0                                | 0                          | 0                          | 0                  |



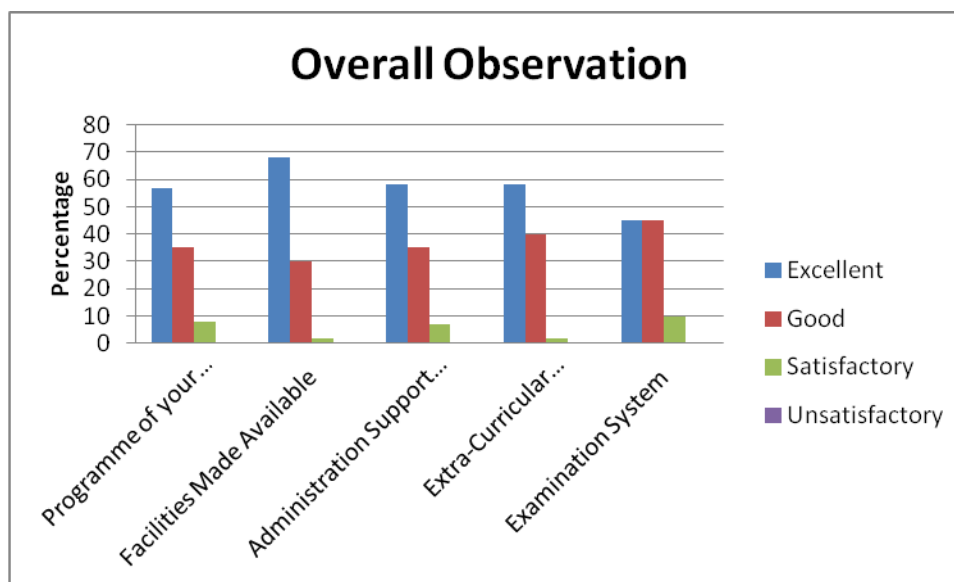
|                | Campus Facilities (Percentage) |                   |                 |        |            |             |                 |                    |                 |
|----------------|--------------------------------|-------------------|-----------------|--------|------------|-------------|-----------------|--------------------|-----------------|
|                | Classroom                      | Internet Browsing | Resource centre | Hostel | Recreation | Health Care | General Library | Department Library | Extracurricular |
| Excellent      | 32                             | 70                | 83              | 68     | 45         | 48          | 68              | 58                 | 58              |
| Good           | 35                             | 25                | 17              | 22     | 40         | 43          | 23              | 35                 | 28              |
| Satisfactory   | 33                             | 5                 | 0               | 10     | 15         | 8           | 8               | 7                  | 13              |
| Unsatisfactory | 0                              | 0                 | 0               | 0      | 0          | 0           | 0               | 0                  | 0               |



| Extension activities (Percentage) |                     |                                       |
|-----------------------------------|---------------------|---------------------------------------|
|                                   | Outreach Activities | Participation in Extension Activities |
| Excellent                         | 33                  | 47                                    |
| Good                              | 50                  | 45                                    |
| Satisfactory                      | 17                  | 8                                     |
| Unsatisfactory                    | 0                   | 0                                     |



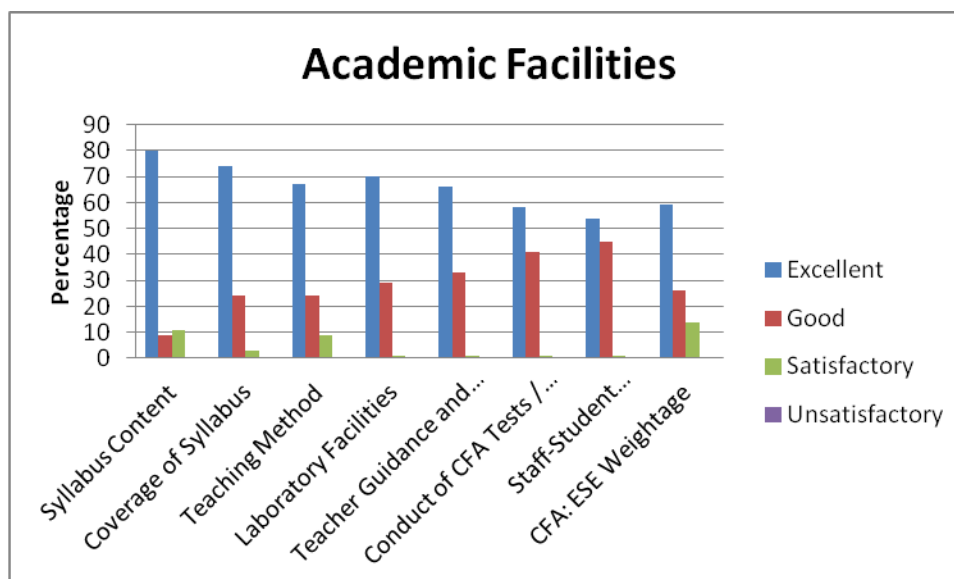
| Overall Observation (Percentage) |                         |                           |                              |                                      |                    |
|----------------------------------|-------------------------|---------------------------|------------------------------|--------------------------------------|--------------------|
|                                  | Programme of your Study | Facilities Made Available | Administration Support Given | Extra-Curricular Activities Provided | Examination System |
| Excellent                        | 57                      | 68                        | 58                           | 58                                   | 45                 |
| Good                             | 35                      | 30                        | 35                           | 40                                   | 45                 |
| Satisfactory                     | 8                       | 2                         | 7                            | 2                                    | 10                 |
| Unsatisfactory                   | 0                       | 0                         | 0                            | 0                                    | 0                  |



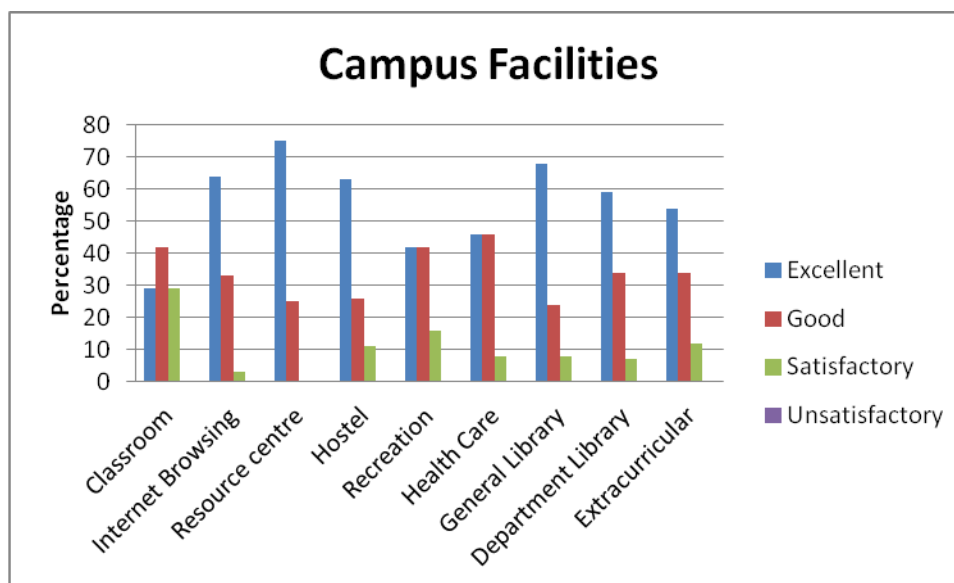
#### 1.4.1 Students Feedback Form (Physics– year wise from (2018-2019))

Total Number of Students : 76

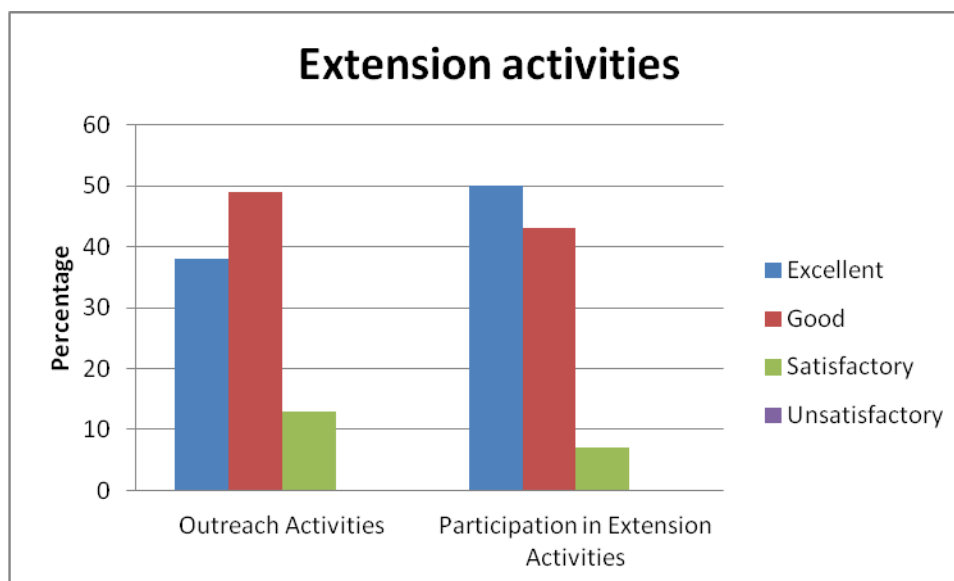
|                | Academic Facilities(Percentage) |                      |                 |                       |                                  |                            |                            |                    |
|----------------|---------------------------------|----------------------|-----------------|-----------------------|----------------------------------|----------------------------|----------------------------|--------------------|
|                | Syllabus Content                | Coverage of Syllabus | Teaching Method | Laboratory Facilities | Teacher Guidance and Counselling | Conduct of CFA Tests / ESE | Staff-Student Relationship | CFA: ESE Weightage |
| Excellent      | 80                              | 74                   | 67              | 70                    | 66                               | 58                         | 54                         | 59                 |
| Good           | 9                               | 24                   | 24              | 29                    | 33                               | 41                         | 45                         | 26                 |
| Satisfactory   | 11                              | 3                    | 9               | 1                     | 1                                | 1                          | 1                          | 14                 |
| Unsatisfactory | 0                               | 0                    | 0               | 0                     | 0                                | 0                          | 0                          | 0                  |



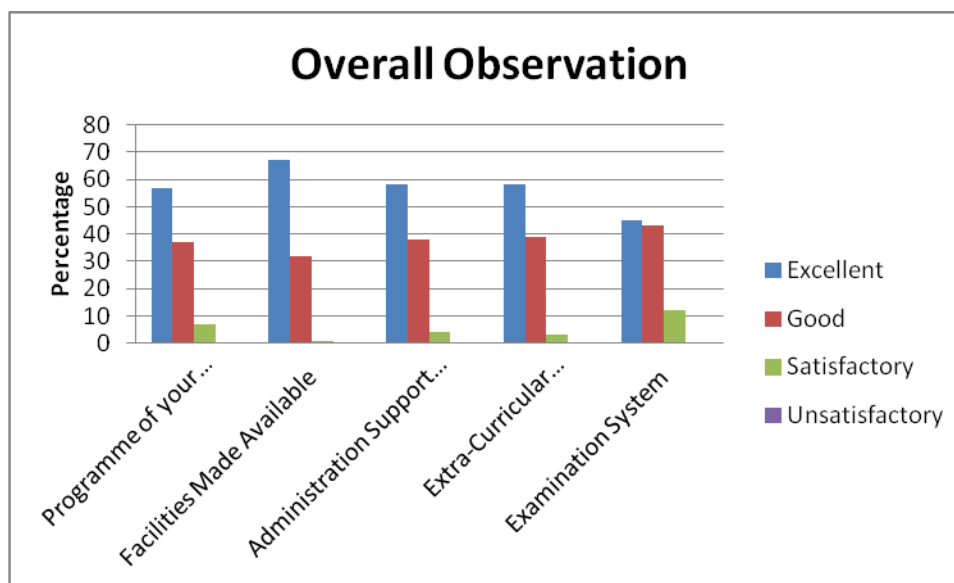
|                | Campus Facilities (Percentage) |                   |                 |        |            |             |                 |                    |                 |
|----------------|--------------------------------|-------------------|-----------------|--------|------------|-------------|-----------------|--------------------|-----------------|
|                | Classroom                      | Internet Browsing | Resource centre | Hostel | Recreation | Health Care | General Library | Department Library | Extracurricular |
| Excellent      | 29                             | 64                | 75              | 63     | 42         | 46          | 68              | 59                 | 54              |
| Good           | 42                             | 33                | 25              | 26     | 42         | 46          | 24              | 34                 | 34              |
| Satisfactory   | 29                             | 3                 | 0               | 11     | 16         | 8           | 8               | 7                  | 12              |
| Unsatisfactory | 0                              | 0                 | 0               | 0      | 0          | 0           | 0               | 0                  | 0               |



|                | Extension activities (Percentage) |                                       |
|----------------|-----------------------------------|---------------------------------------|
|                | Outreach Activities               | Participation in Extension Activities |
| Excellent      | 38                                | 50                                    |
| Good           | 49                                | 43                                    |
| Satisfactory   | 13                                | 7                                     |
| Unsatisfactory | 0                                 | 0                                     |



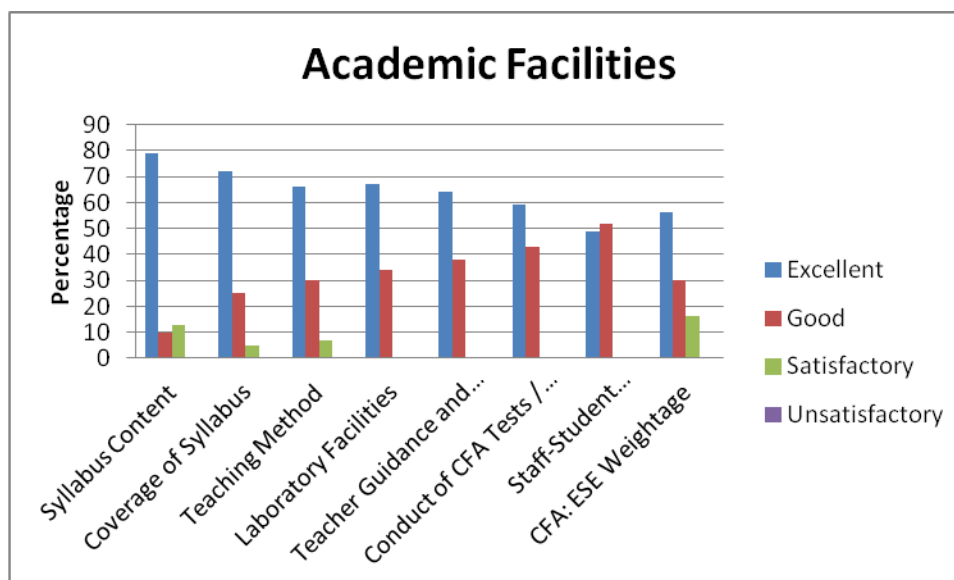
| Overall Observation (Percentage) |                         |                           |                              |                                      |                    |
|----------------------------------|-------------------------|---------------------------|------------------------------|--------------------------------------|--------------------|
|                                  | Programme of your Study | Facilities Made Available | Administration Support Given | Extra-Curricular Activities Provided | Examination System |
| Excellent                        | 57                      | 67                        | 58                           | 58                                   | 45                 |
| Good                             | 37                      | 32                        | 38                           | 39                                   | 43                 |
| Satisfactory                     | 7                       | 1                         | 4                            | 3                                    | 12                 |
| Unsatisfactory                   | 0                       | 0                         | 0                            | 0                                    | 0                  |



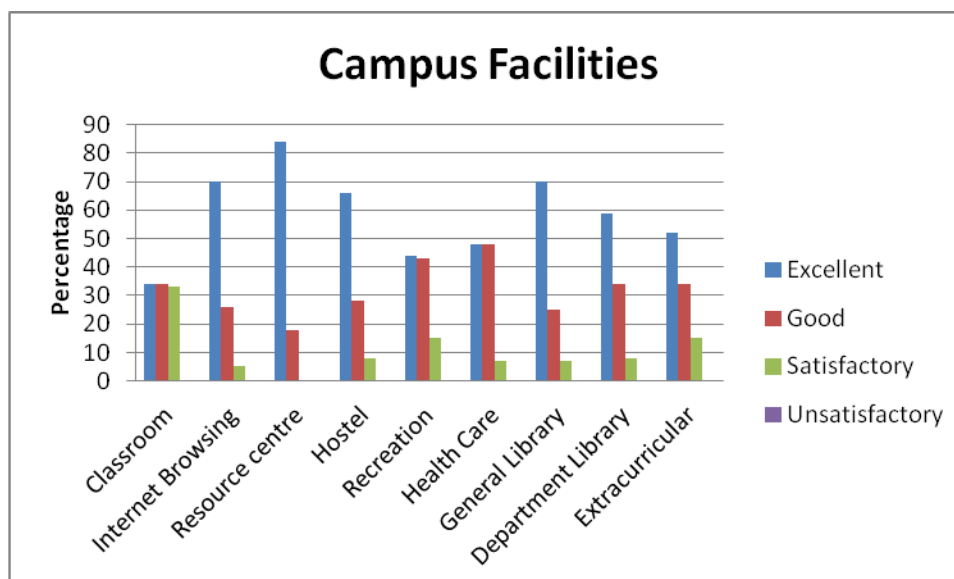
#### 1.4.1 Students Feedback Form (Psychology– year wise from (2018-2019))

Total Number of Students : 62

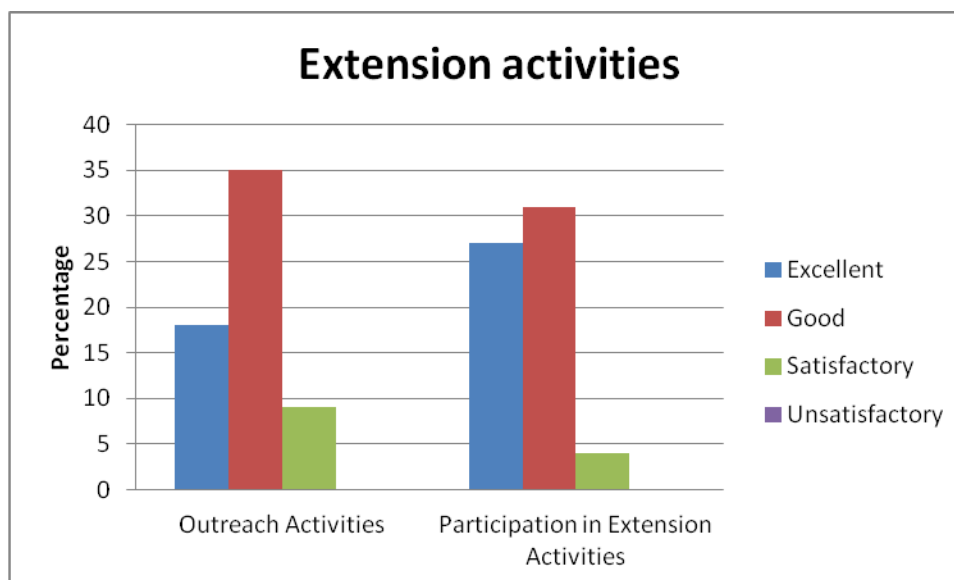
| Academic Facilities(Percentage) |                  |                      |                 |                       |                                  |                            |                            |                    |
|---------------------------------|------------------|----------------------|-----------------|-----------------------|----------------------------------|----------------------------|----------------------------|--------------------|
|                                 | Syllabus Content | Coverage of Syllabus | Teaching Method | Laboratory Facilities | Teacher Guidance and Counselling | Conduct of CFA Tests / ESE | Staff-Student Relationship | CFA: ESE Weightage |
| Excellent                       | 79               | 72                   | 66              | 67                    | 64                               | 59                         | 49                         | 56                 |
| Good                            | 10               | 25                   | 30              | 34                    | 38                               | 43                         | 52                         | 30                 |
| Satisfactory                    | 13               | 5                    | 7               | 0                     | 0                                | 0                          | 0                          | 16                 |
| Unsatisfactory                  | 0                | 0                    | 0               | 0                     | 0                                | 0                          | 0                          | 0                  |



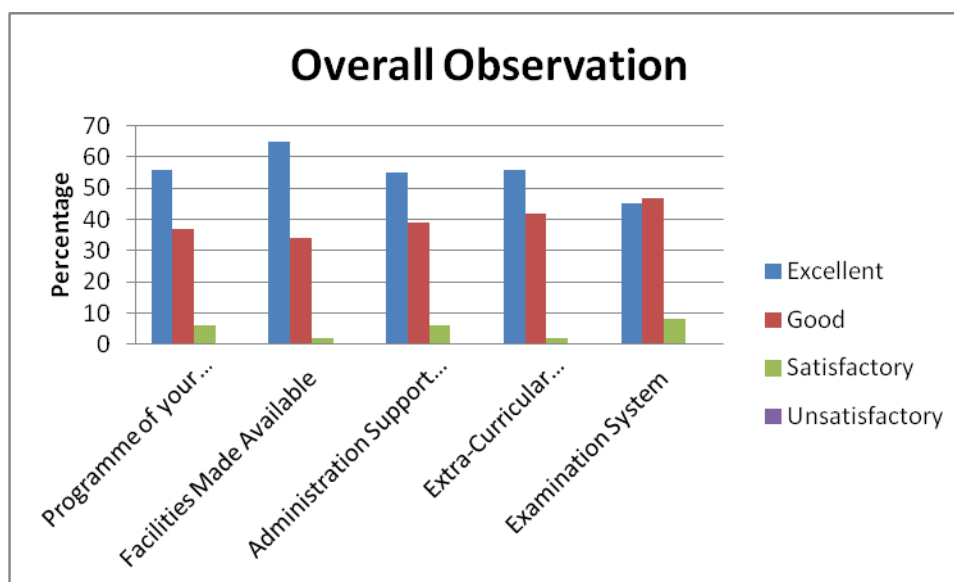
|                | Campus Facilities (Percentage) |                   |                 |        |            |             |                 |                    |                 |
|----------------|--------------------------------|-------------------|-----------------|--------|------------|-------------|-----------------|--------------------|-----------------|
|                | Classroom                      | Internet Browsing | Resource centre | Hostel | Recreation | Health Care | General Library | Department Library | Extracurricular |
| Excellent      | 34                             | 70                | 84              | 66     | 44         | 48          | 70              | 59                 | 52              |
| Good           | 34                             | 26                | 18              | 28     | 43         | 48          | 25              | 34                 | 34              |
| Satisfactory   | 33                             | 5                 | 0               | 8      | 15         | 7           | 7               | 8                  | 15              |
| Unsatisfactory | 0                              | 0                 | 0               | 0      | 0          | 0           | 0               | 0                  | 0               |



|                | Extension activities (Percentage) |                                       |
|----------------|-----------------------------------|---------------------------------------|
|                | Outreach Activities               | Participation in Extension Activities |
| Excellent      | 18                                | 27                                    |
| Good           | 35                                | 31                                    |
| Satisfactory   | 9                                 | 4                                     |
| Unsatisfactory | 0                                 | 0                                     |



| Overall Observation (Percentage) |                         |                           |                              |                                      |                    |
|----------------------------------|-------------------------|---------------------------|------------------------------|--------------------------------------|--------------------|
|                                  | Programme of your Study | Facilities Made Available | Administration Support Given | Extra-Curricular Activities Provided | Examination System |
| Excellent                        | 56                      | 65                        | 55                           | 56                                   | 45                 |
| Good                             | 37                      | 34                        | 39                           | 42                                   | 47                 |
| Satisfactory                     | 6                       | 2                         | 6                            | 2                                    | 8                  |
| Unsatisfactory                   | 0                       | 0                         | 0                            | 0                                    | 0                  |



## 2. FEEDBACK FROM TEACHERS

Regular feedback from teachers on the Course content and Curriculum as a whole is taken. IQAC analyses feedback and action taken report is sent to the head of the department, for taking note of the feedback during Curriculum and examination related updates.

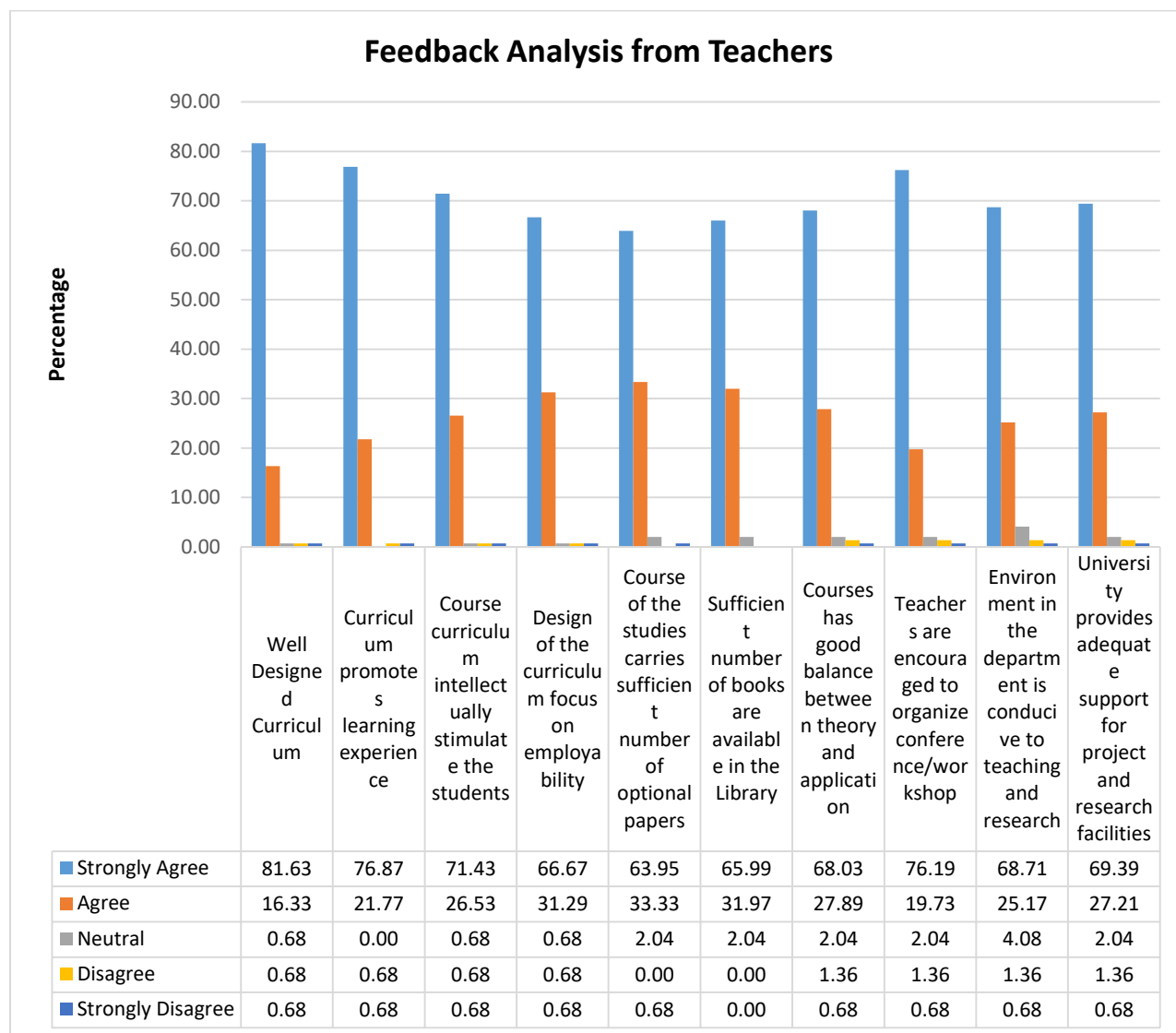
A) Number of feedback received = 147

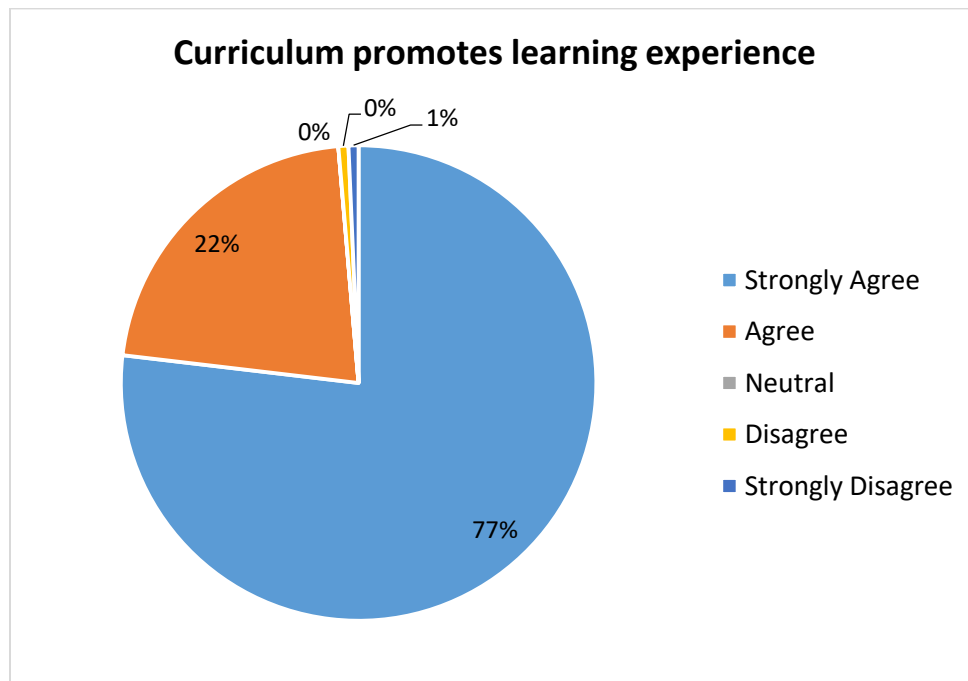
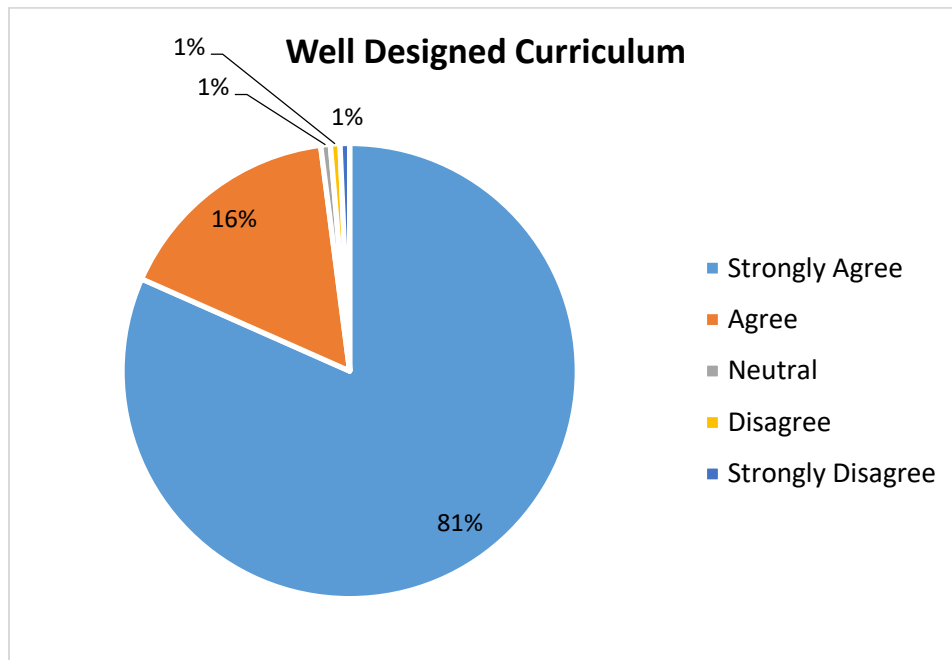
Analysis of feedback received from Teachers (year wise from 2018-2019)

| Year  |       | 2018-2019      |       |         |          |                   |
|---|-------|----------------|-------|---------|----------|-------------------|
| Rating on / Rating  |       | Strongly Agree | Agree | Neutral | Disagree | Strongly Disagree |
| Well Designed Curriculum (Q. No. 1)   | COUNT | 120            | 24    | 1       | 1        | 1                 |
|   | %     | 81.63          | 16.33 | 0.68    | 0.68     | 0.68              |
| Curriculum promotes learning experience (Q. No. 2)                            | COUNT | 113            | 32    | 0       | 1        | 1                 |
|   | %     | 76.87          | 21.77 | 0.00    | 0.68     | 0.68              |
| Course curriculum intellectually stimulate the students (Q. No. 3)            | COUNT | 105            | 39    | 1       | 1        | 1                 |
|   | %     | 71.43          | 26.53 | 0.68    | 0.68     | 0.68              |
| Design of the curriculum focus on employability (Q. No. 4)                    | COUNT | 98             | 46    | 1       | 1        | 1                 |
|   | %     | 66.67          | 31.29 | 0.68    | 0.68     | 0.68              |
| Course of the studies carries sufficient number of optional papers (Q. No. 5) | COUNT | 94             | 49    | 3       | 0        | 1                 |
|   | %     | 63.95          | 33.33 | 2.04    | 0.00     | 0.68              |
| Sufficient number of books are available in the Library (Q. No. 6)            | COUNT | 97             | 47    | 3       | 0        | 0                 |
|   | %     | 65.99          | 31.97 | 2.04    | 0.00     | 0.00              |
| Courses has good balance between theory and application (Q. No. 7)            | COUNT | 100            | 41    | 3       | 2        | 1                 |
|   | %     | 68.03          | 27.89 | 2.04    | 1.36     | 0.68              |

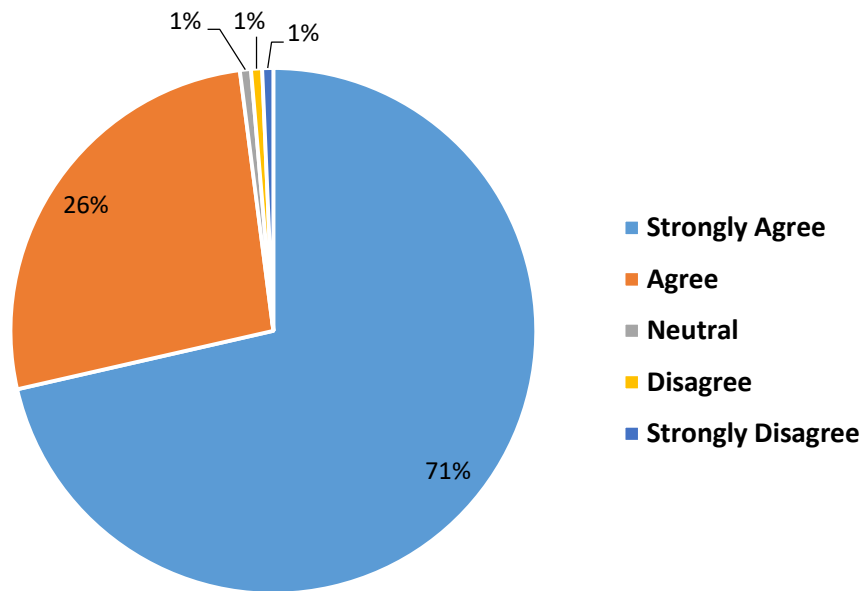


|   |       |       |       |      |      |      |
|---|-------|-------|-------|------|------|------|
| Teachers are encouraged to organize conference/workshop<br>(Q. No. 8)                   | COUNT | 112   | 29    | 3    | 2    | 1    |
|   | %     | 76.19 | 19.73 | 2.04 | 1.36 | 0.68 |
| Environment in the department is conducive to teaching and research<br>(Q. No. 9)       | COUNT | 101   | 37    | 6    | 2    | 1    |
|   | %     | 68.71 | 25.17 | 4.08 | 1.36 | 0.68 |
| University provides adequate support for project and research facilities<br>(Q. No. 10) | COUNT | 102   | 40    | 3    | 2    | 1    |
|   | %     | 69.39 | 27.21 | 2.04 | 1.36 | 0.68 |

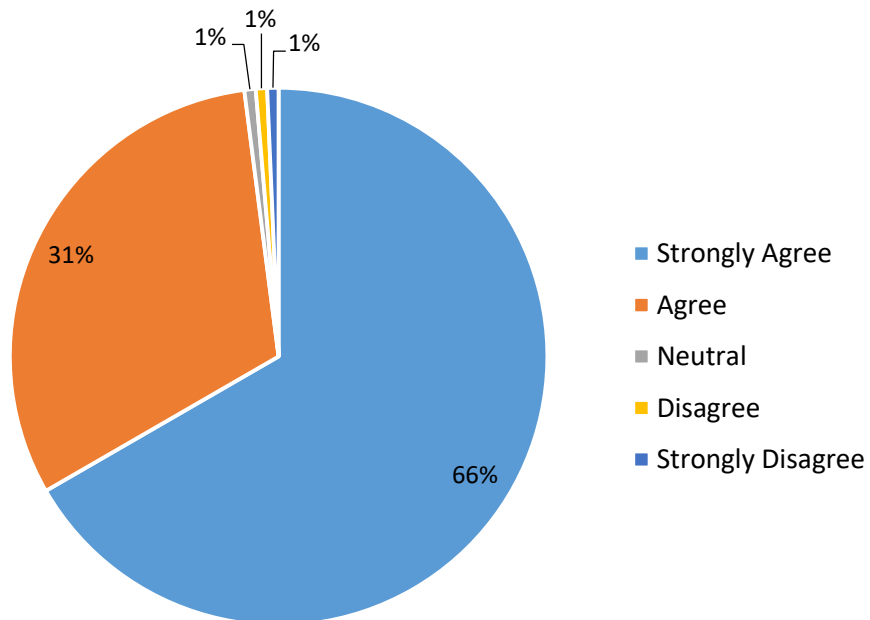




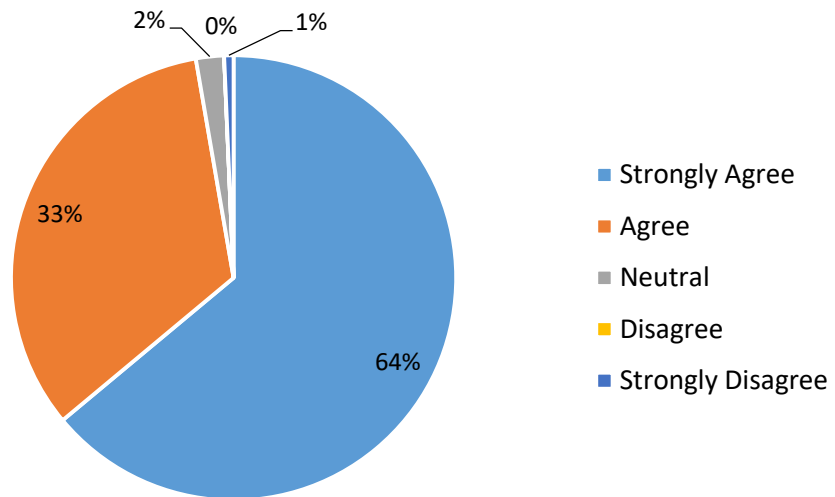
### Course curriculum intellectually stimulate the students



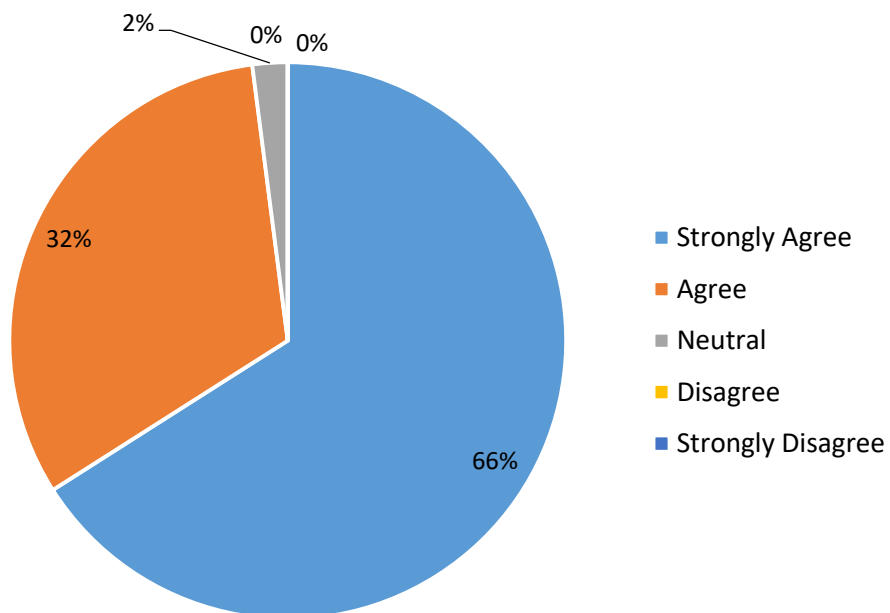
### Design of the curriculum focus on employability



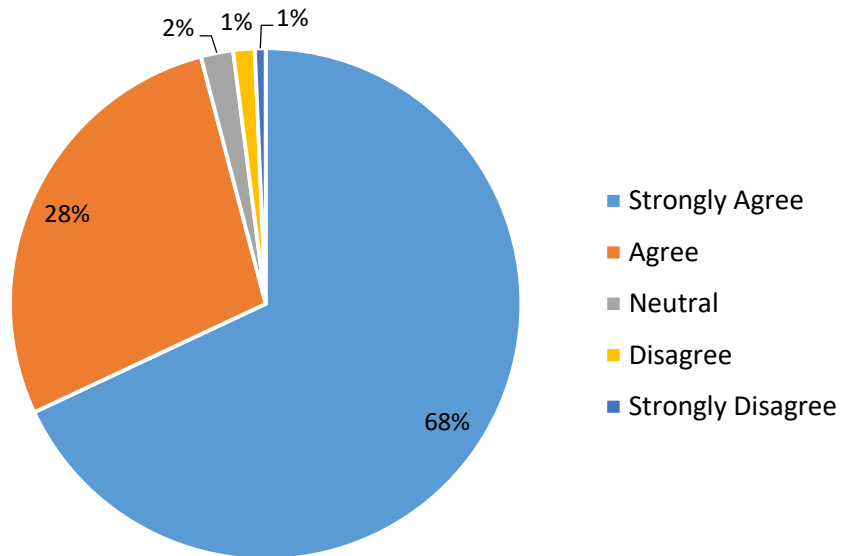
**Course of the studies carries sufficient number of optional papers**



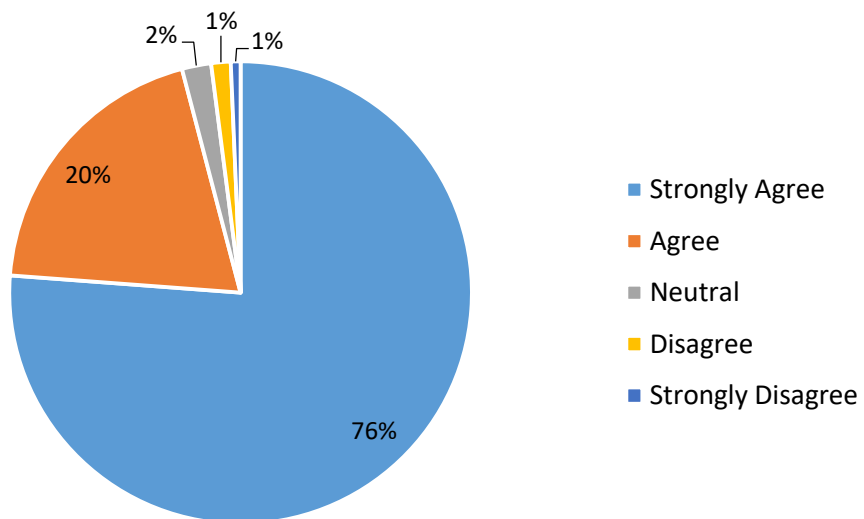
**Sufficient number of books are available in the Library**



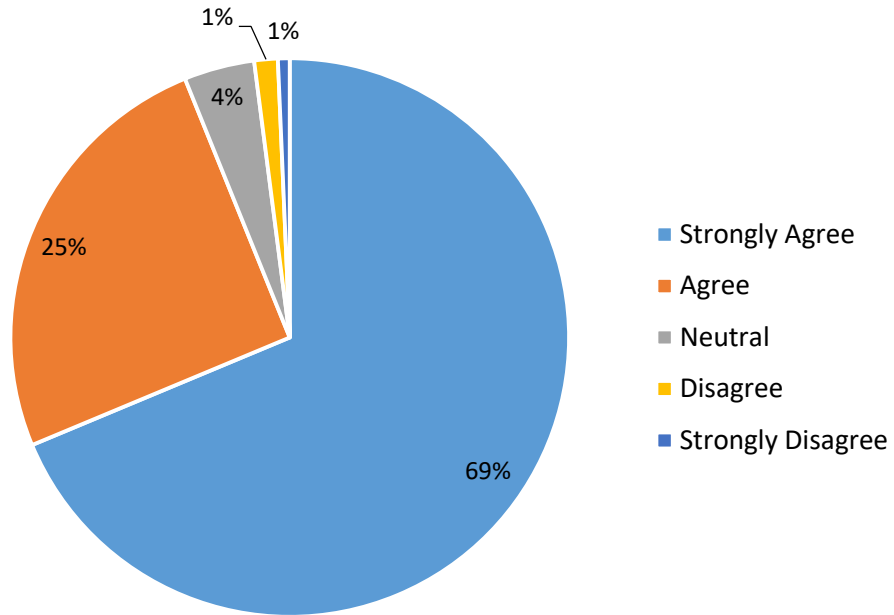
**Courses has good balance between theory and application**



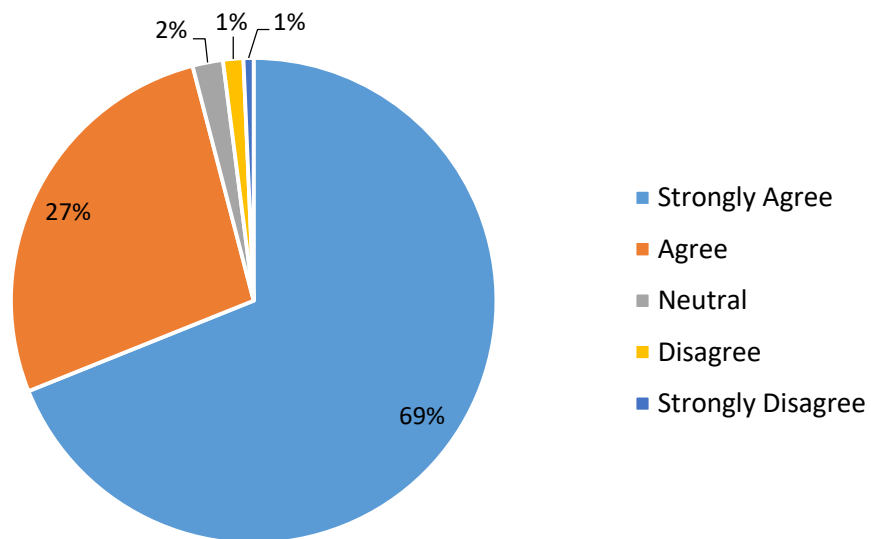
**Teachers are encouraged to organize conference/workshop**



**Environment in the department is conducive to teaching and research**



**University provides adequate support for project and research facilities**





### 3. FEEDBACK FROM EMPLOYERS

Employers are one of the important stakeholders in the student development. The institution takes the inputs from employers' feedback, while designing of new Curriculum and also during updating of Curriculum in Board of Studies. The inputs from employers are taken very seriously. Employers' feedback is analysed by IQAC cell and action taken report is circulated to respective heads of departments.

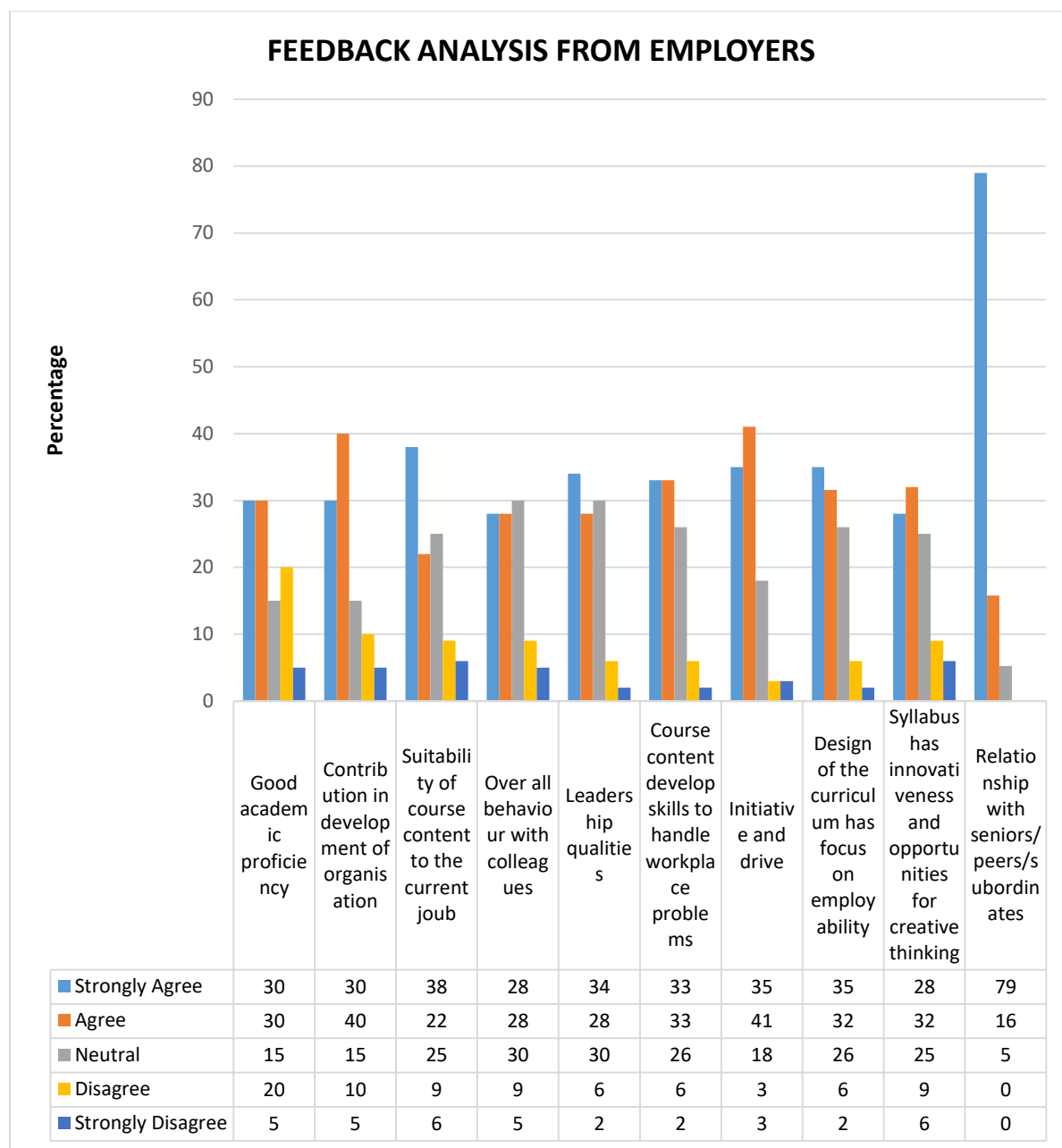
A) **Number of feedback received = 38**

**Analysis of feedback received from Employers (year wise from 2018-2019)**

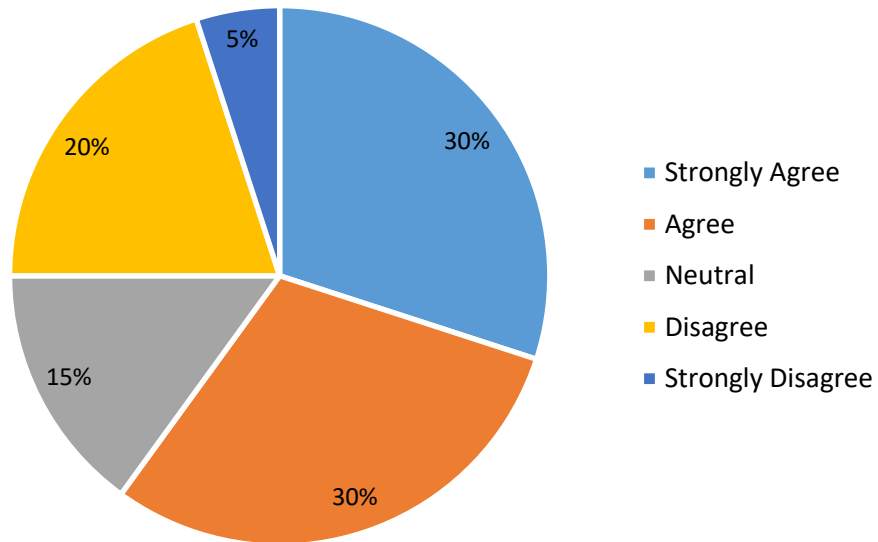
| Year   |       | 2018-2019      |       |         |          |                   |
|--|-------|----------------|-------|---------|----------|-------------------|
| Rating on/ Rating  |       | Strongly Agree | Agree | Neutral | Disagree | Strongly Disagree |
| Good academic proficiency (Q. No. 1)                                 | COUNT | 11             | 11    | 6       | 8        | 2                 |
|  | %     | 30             | 30    | 15      | 20       | 5                 |
| Contribution in development of organisation (Q. No. 2)               | COUNT | 11             | 15    | 6       | 4        | 2                 |
|  | %     | 30             | 40    | 15      | 10       | 5                 |
| Suitability of course content to the current job (Q. No. 3)          | COUNT | 14             | 8     | 10      | 3        | 2                 |
|  | %     | 38             | 22    | 25      | 9        | 6                 |
| Over all behavior with colleagues (Q. No. 4)                         | COUNT | 11             | 11    | 11      | 3        | 2                 |
|  | %     | 28             | 28    | 30      | 9        | 5                 |
| Leadership qualities (Q. No. 5)                                      | COUNT | 13             | 11    | 11      | 2        | 1                 |
|  | %     | 34             | 28    | 30      | 6        | 2                 |
| Course content develop skills to handle workplace problems(Q. No. 6) | COUNT | 13             | 13    | 10      | 2        | 1                 |
|  | %     | 33             | 33    | 26      | 6        | 2                 |
| Initiative and drive(Q. No. 7)                                       | COUNT | 13             | 16    | 7       | 1        | 1                 |
|  | %     | 35             | 41    | 18      | 3        | 3                 |
| Design of the curriculum has focus on employability (Q. No. 8)       | COUNT | 13             | 12    | 10      | 2        | 1                 |
|  | %     | 35             | 32    | 26      | 6        | 2                 |



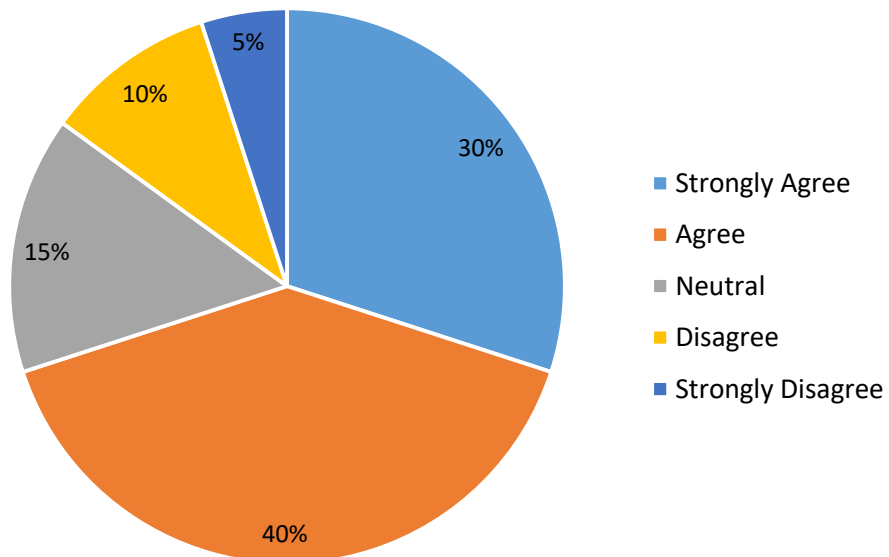
|  |       |    |    |    |   |   |
|--|-------|----|----|----|---|---|
| Syllabus has innovativeness and opportunities for creative thinking (Q. No. 9) | COUNT | 11 | 12 | 10 | 3 | 2 |
|  | %     | 28 | 32 | 25 | 9 | 6 |
| Relationship with seniors/peers/subordinates (Q. No. 10)                       | COUNT | 30 | 6  | 2  | 0 | 0 |
|  | %     | 79 | 16 | 5  | 0 | 0 |



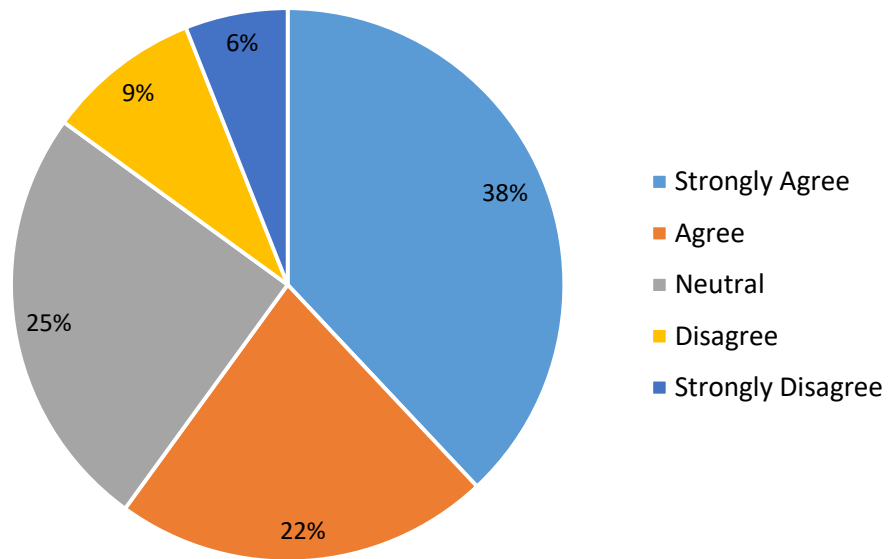
### Good academic proficiency



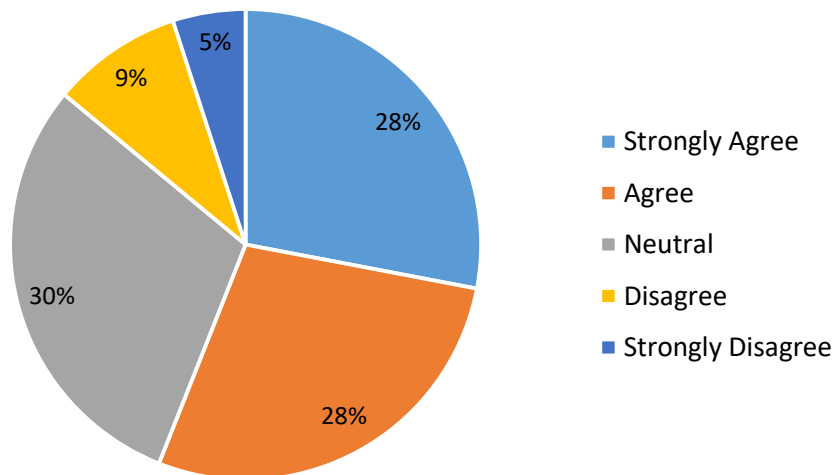
### Contribution in development of organisation

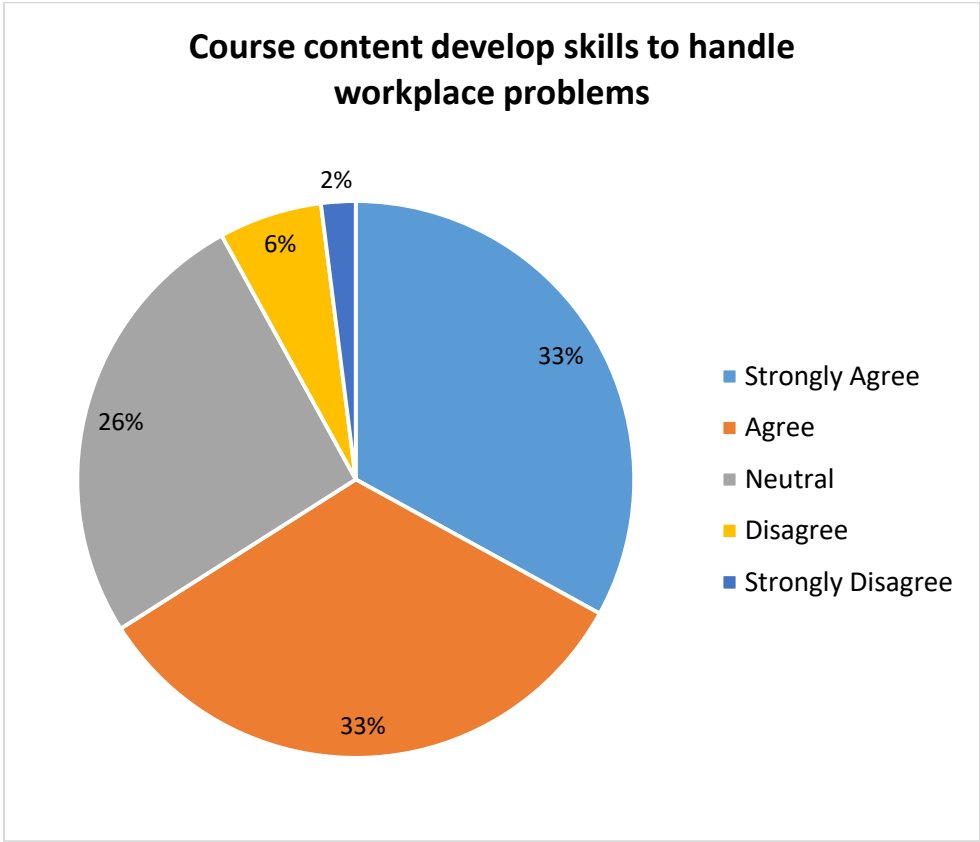
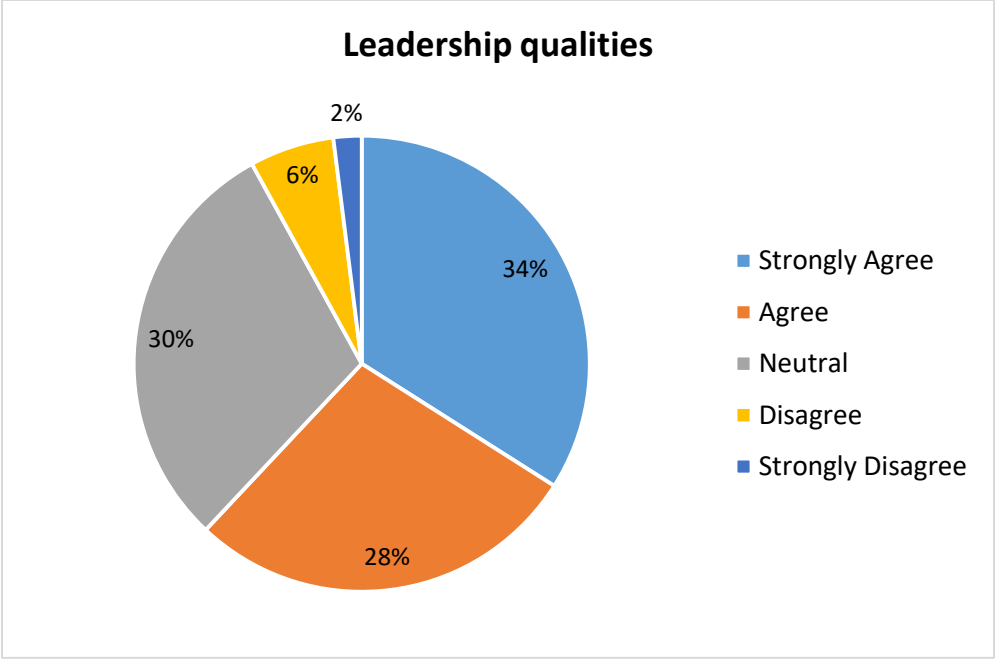


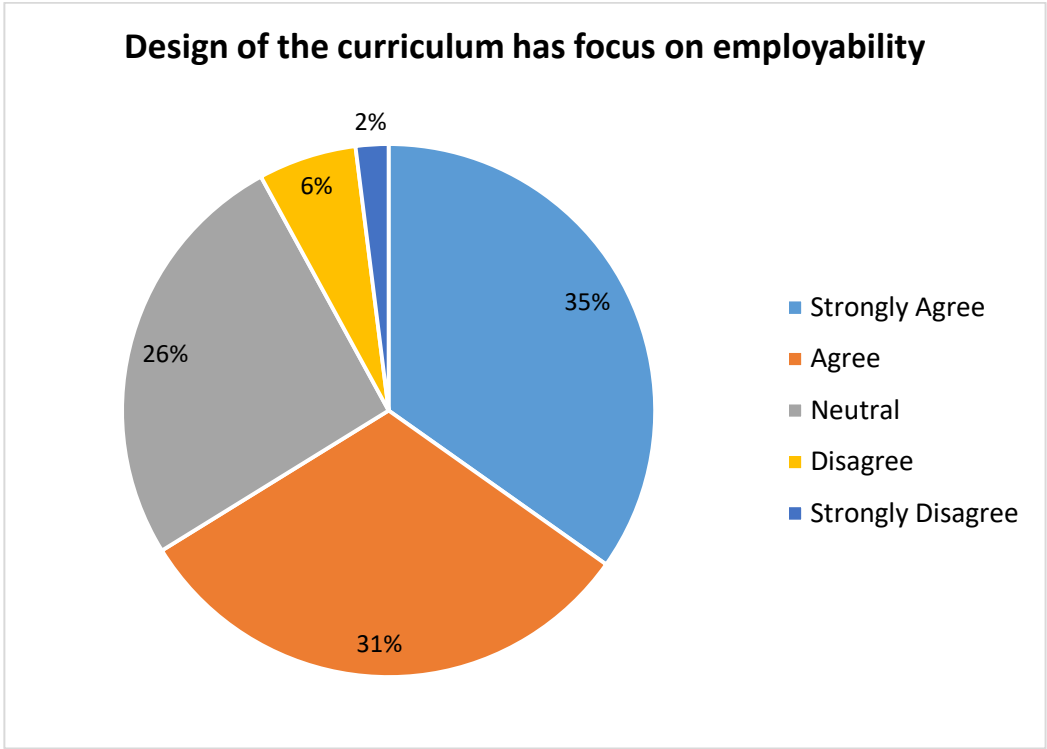
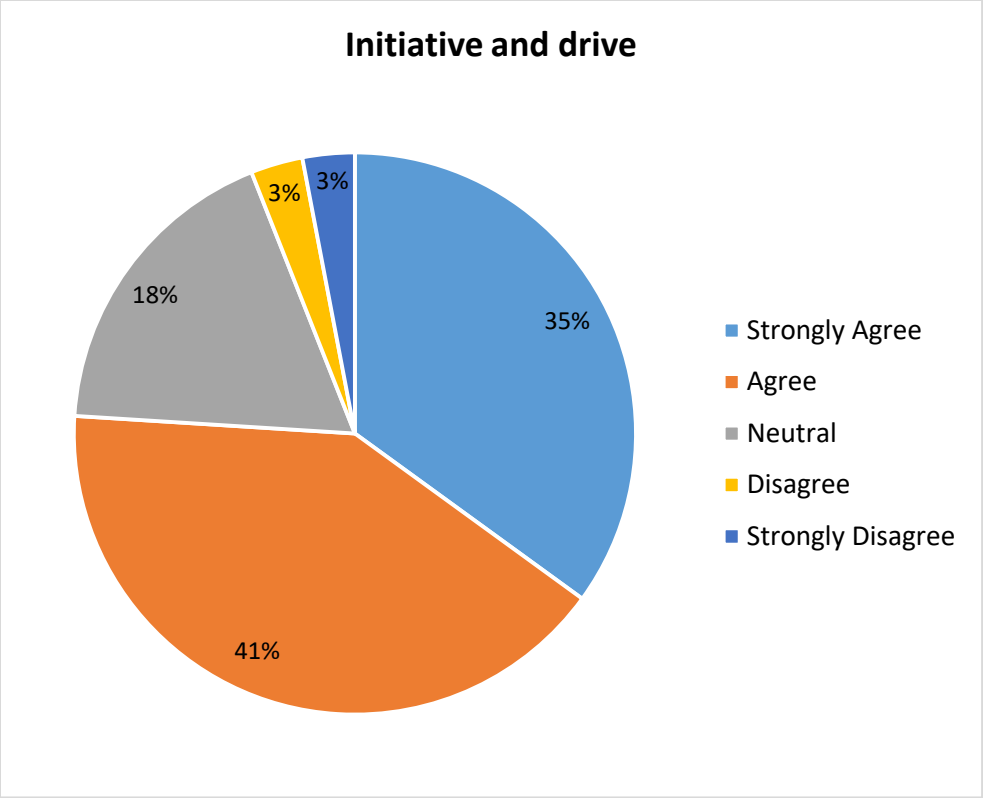
### Suitability of course content to the current job



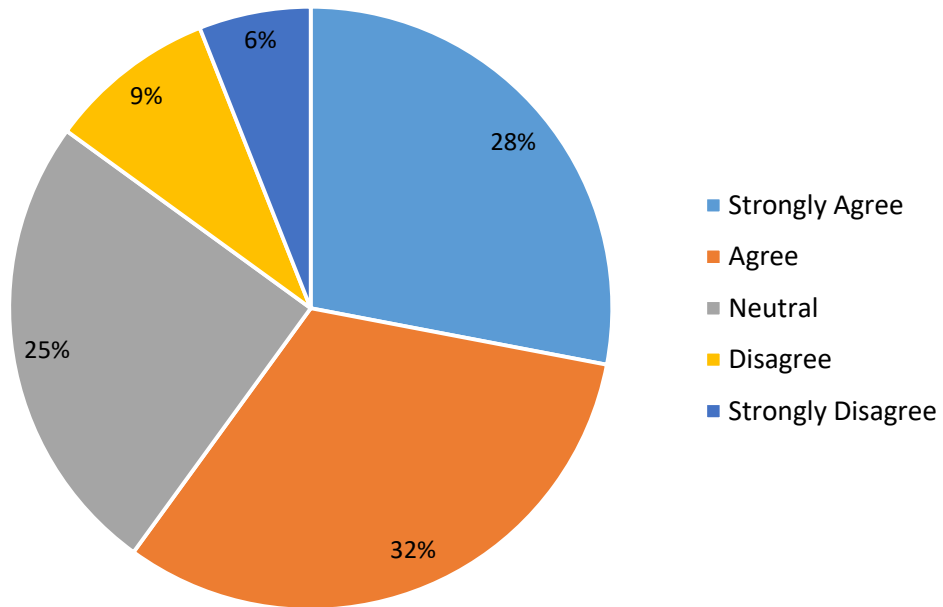
### Over all behaviour with colleagues



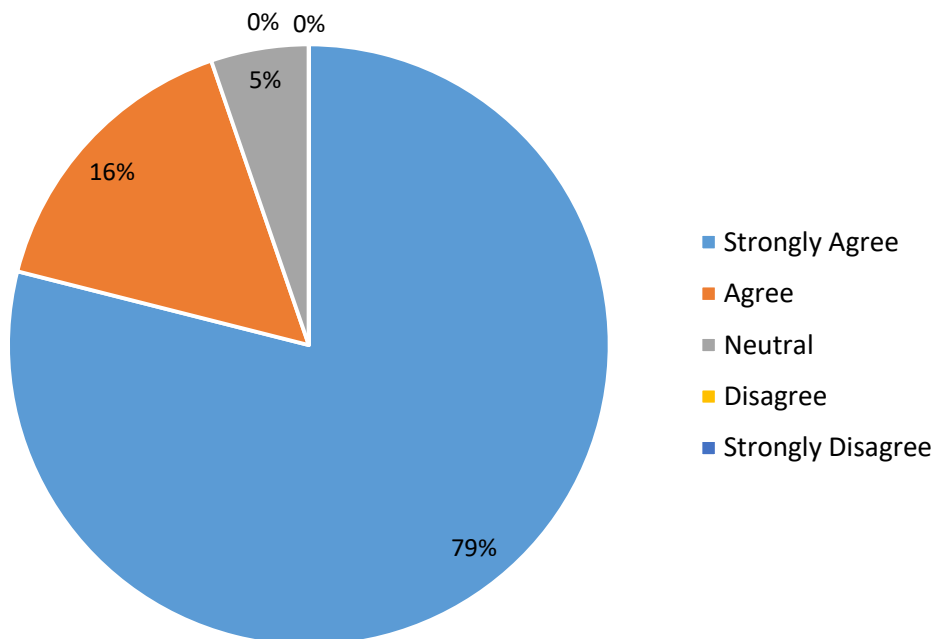




### Syllabus has innovativeness and opportunities for creative thinking



### Relationship with seniors/peers/subordinates



#### 4. FEEDBACK FROM ALUMNI

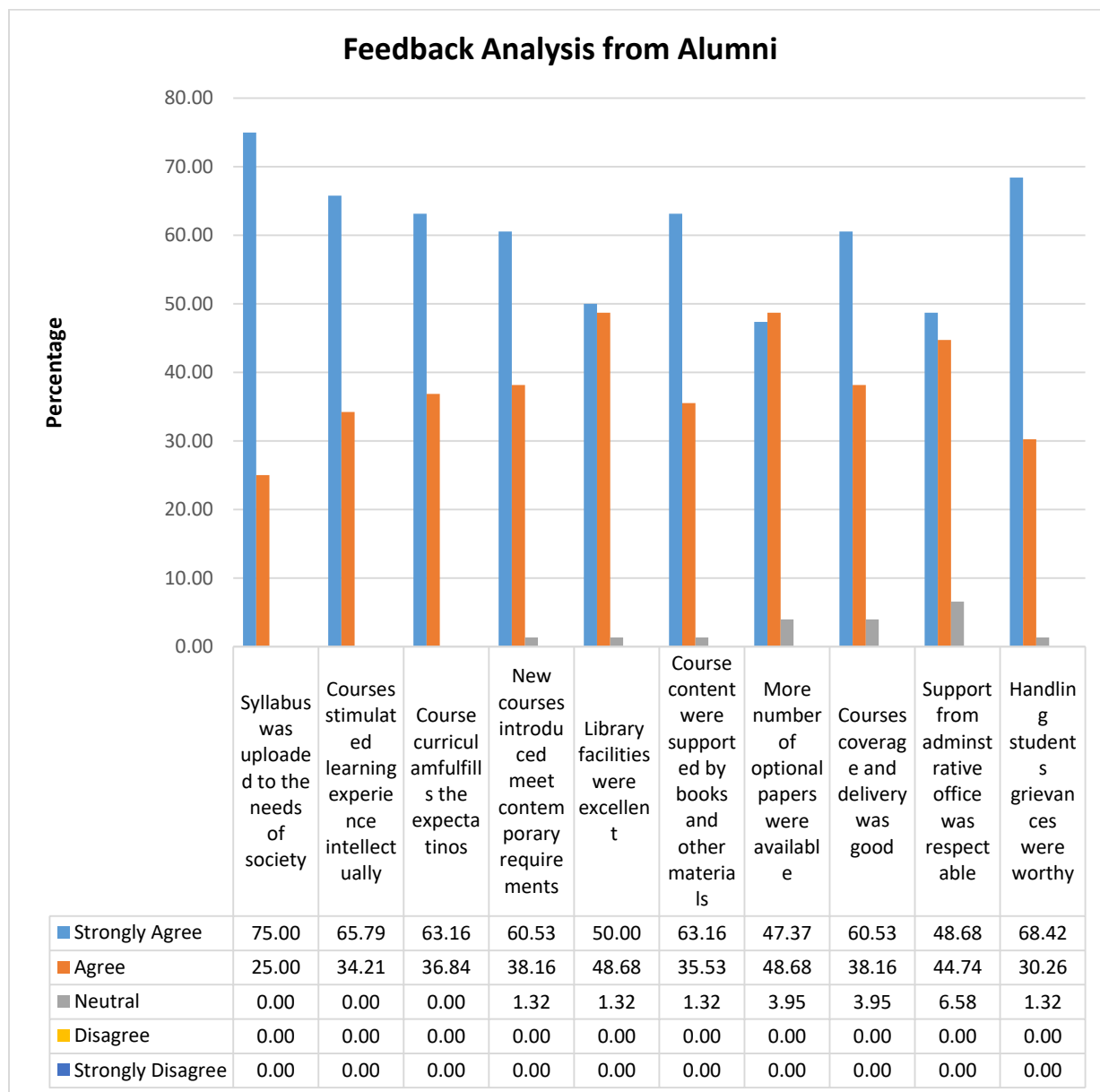
Alumni form an essential part, in designing and Reviewing of Curriculum. The feedbacks from alumni are taken during Board of Studies meeting and during alumni meets held annually. Their views on Curriculum, employability and visibility of institutions are taken by Head of Departments and Alumni Association and sent to IQAC.

A) Number of feedback received = 76

Analysis of feedback received from Alumni (year wise from 2018-2019)

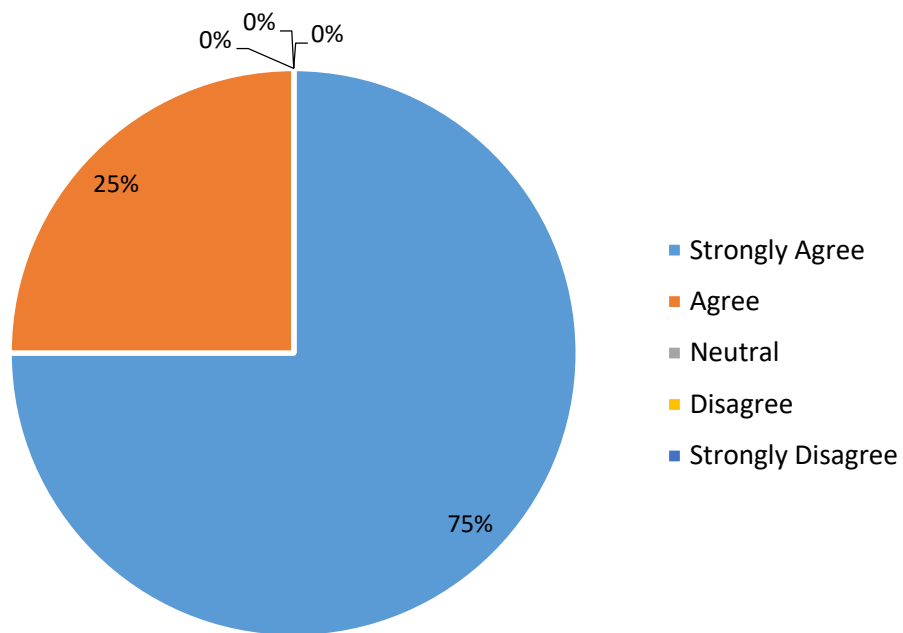
| Year  |       | 2018-2019      |       |         |          |                   |
|---|-------|----------------|-------|---------|----------|-------------------|
| Rating on/ Rating   |       | Strongly Agree | Agree | Neutral | Disagree | Strongly Disagree |
| Syllabus was uploaded to the needs of society (Q. No.1)               | COUNT | 53             | 15    | 2       | 2        | 4                 |
|   | %     | 70             | 20    | 3       | 2        | 5                 |
| Courses stimulated learning experience Intellectually (Q. No. 2)      | COUNT | 52             | 14    | 6       | 2        | 2                 |
|   | %     | 68             | 18    | 8       | 3        | 3                 |
| Courses Curriculum fulfills the expectations (Q. No. 3)               | COUNT | 53             | 15    | 4       | 3        | 1                 |
|   | %     | 70             | 20    | 5       | 4        | 1                 |
| New courses introduced meet contemporary requirements (Q. No. 4)      | COUNT | 52             | 19    | 2       | 3        | 0                 |
|   | %     | 68             | 25    | 3       | 4        | 0                 |
| Library facilities were excellent (Q. No. 5)                          | COUNT | 52             | 20    | 1       | 1        | 2                 |
|   | %     | 69             | 26    | 1       | 1        | 3                 |
| Course content were supported by books and other materials (Q. No. 6) | COUNT | 52             | 20    | 1       | 1        | 2                 |
|   | %     | 69             | 26    | 1       | 1        | 3                 |
| More number of optional papers were available (Q. No. 7)              | COUNT | 51             | 17    | 3       | 3        | 2                 |
|   | %     | 67             | 22    | 4       | 4        | 3                 |
| Courses coverage and delivery was good (Q. No. 8)                     | COUNT | 46             | 28    | 2       | 0        | 0                 |
|   | %     | 60             | 37    | 3       | 0        | 0                 |

|   |       |    |    |   |   |   |
|---|-------|----|----|---|---|---|
| Support from administrative office was respectable (Q. No. 9) | COUNT | 52 | 19 | 2 | 2 | 1 |
|   | %     | 68 | 25 | 3 | 3 | 1 |
| Handling students grievances were worthy (Q. No. 10)          | COUNT | 52 | 15 | 5 | 2 | 2 |
|   | %     | 68 | 20 | 6 | 3 | 3 |

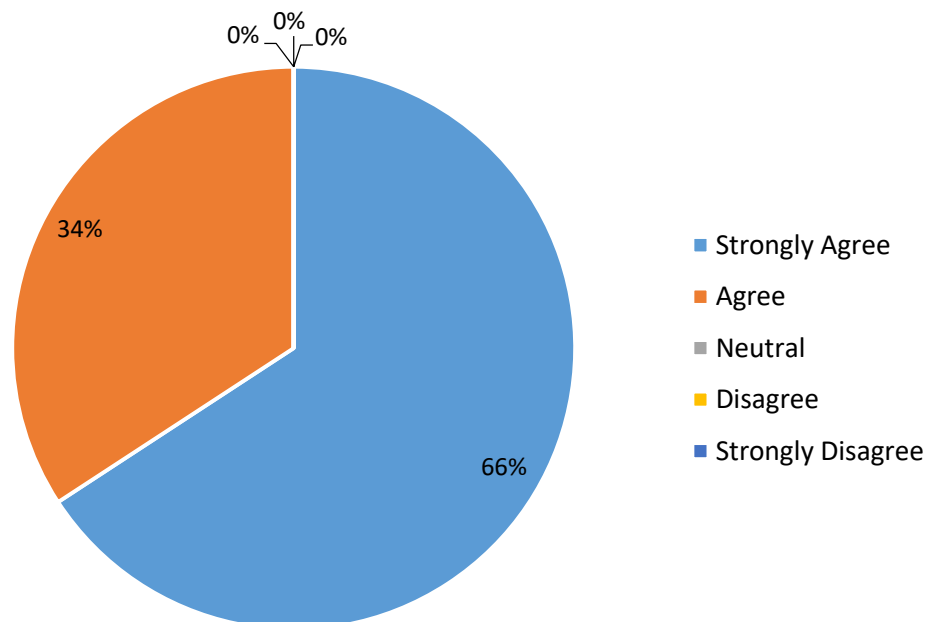




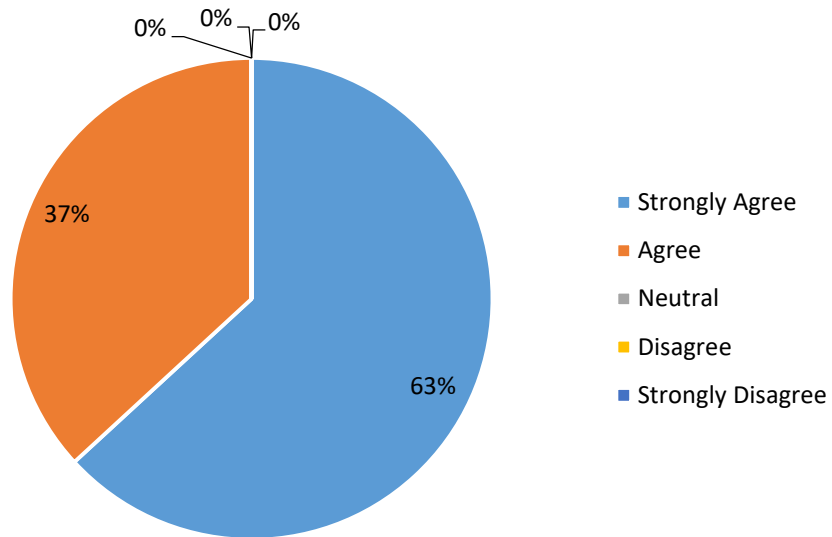
### Syllabus was uploaded to the needs of society



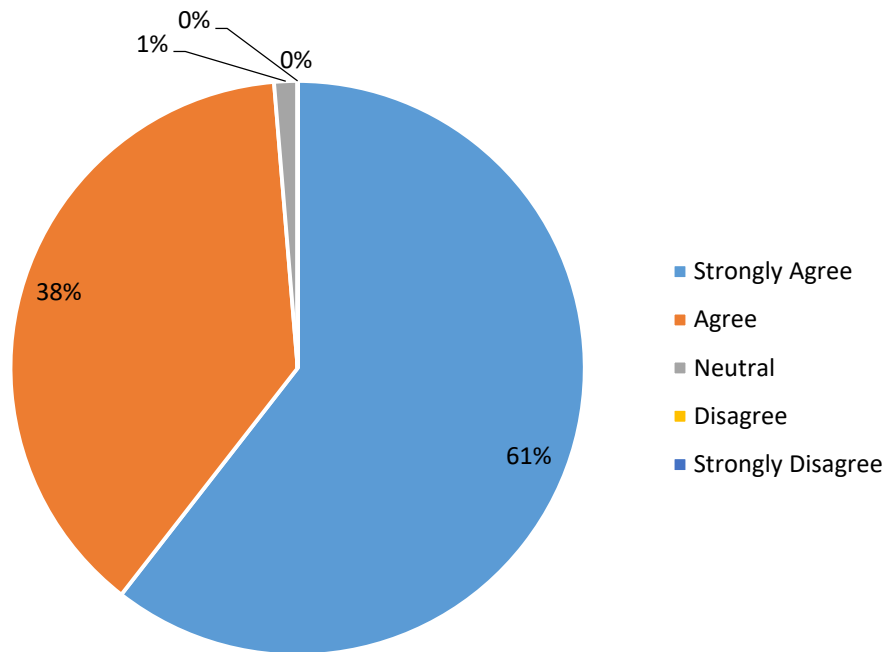
### Courses stimulated learning experience intellectually



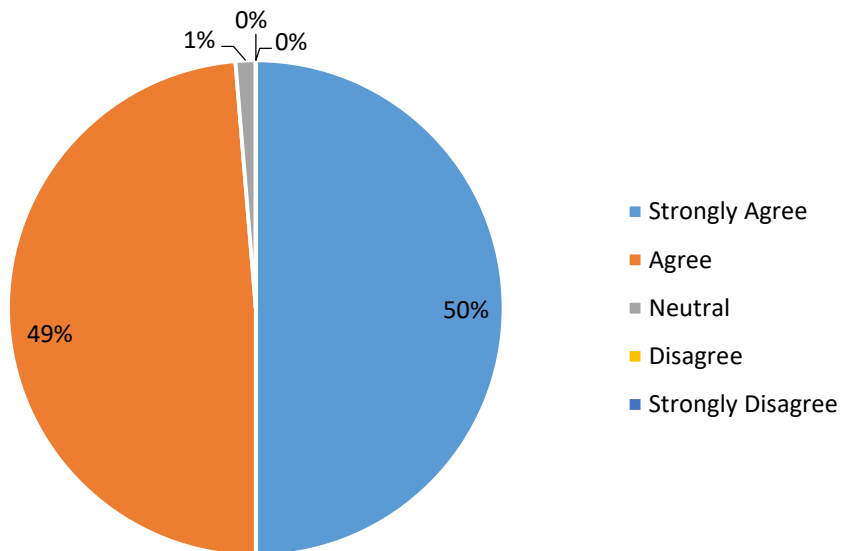
### Course curriculum fulfills the expectations



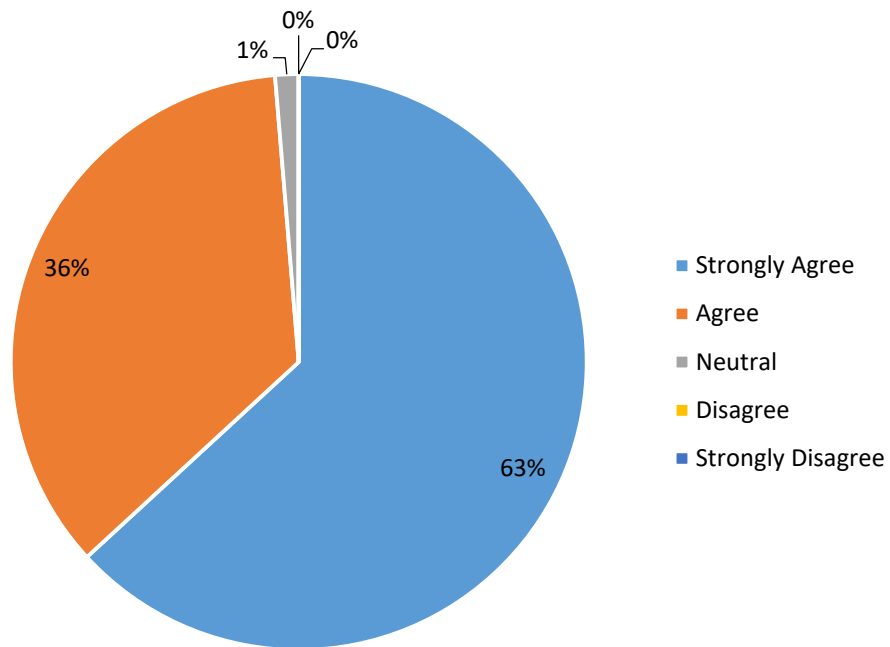
### New courses introduced meet contemporary requirements



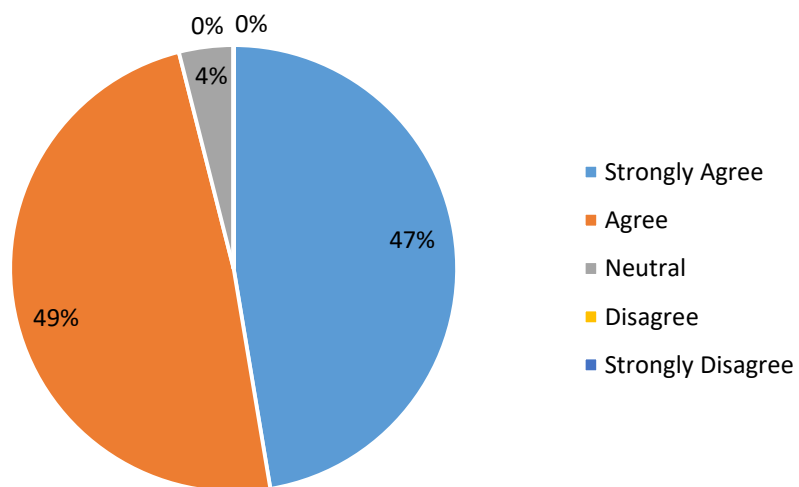
### Library facilities were excellent



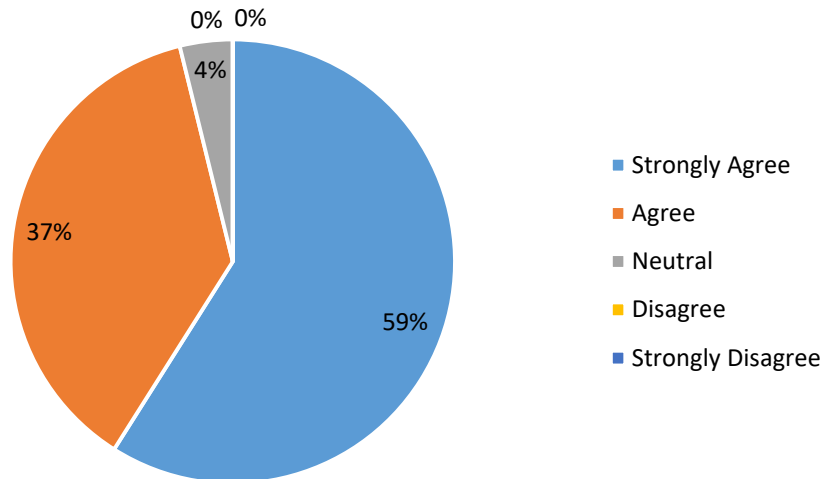
### Course content were supported by books and other materials



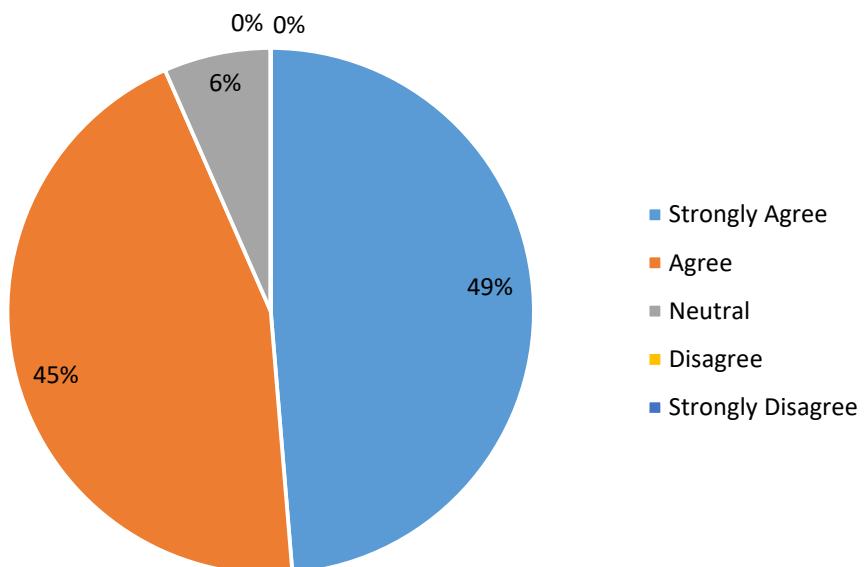
### More number of optional papers were available



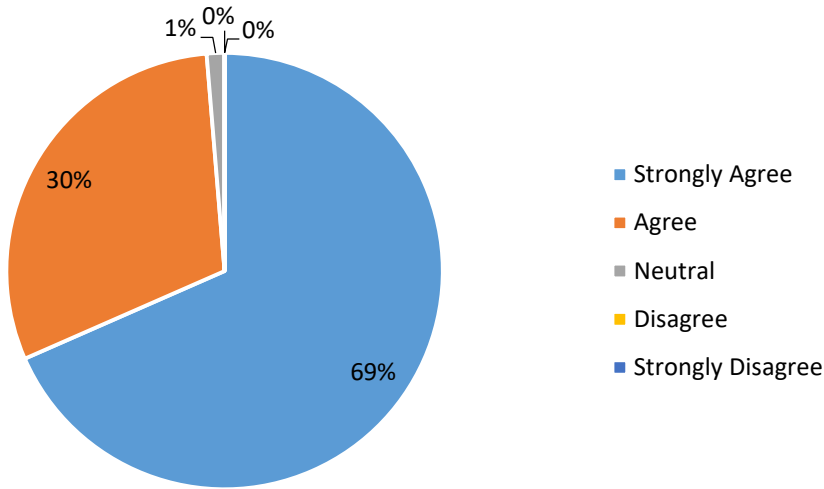
### Courses coverage and delivery was good



### Support from administrative office was respectable



# Handling students grievances were worthy





## ACTION TAKEN REPORT ON FEEDBACK (2018-19)

### STUDENTS

| OBSERVATION  | ACTION TAKEN   |
|--|--|
| Need to change the question paper pattern enabling students to equip themselves to face competitive exams. | Remarkable changes have been made in question paper patterns to accommodate multiple choice questions (MCQs) and analytical type, and descriptive type questions enabling students to equip themselves for competitive examinations.                           |
| Introduce many skill based, job oriented and industry oriented courses.                                    | IQAC have communicated the Board of studies Chairpersons to include Skill enrichment, Employability prospects, and self-employment courses.  |
| The maximum number of students are Expecting Internet Browsing   | Internet bandwidth with 1Gbps dedicated Broadband is available in the University Campus. Additionally, Internet facilities are being deployed in Science Block, CMF Building, MCA Block and Hostel. The Networking of building was completed by December 2020. |

### TEACHERS

| OBSERVATION   | ACTION TAKEN  |
|---|---|
| Aims and Objectives must be well defined in the syllabus  | Board of Studies Chairman was instructed to revise the syllabus based on revised Goals and objectives.  |
| More Autonomy is required for the members of faculty in the Departments.  | Adequate decentralization of power has been provided as part of academic freedom to all the members of faculty. In addition to that there is a faculty grievance cell which is functioning in the University to address this issue, if any.   |
| The University shall provide basics Infrastructure facility to commence research for the newly joined members of faculty in their chosen field of study or expertise. | The basic infrastructure such as computers, necessary research equipment and Internet connectivity are provided for even for the newly joined members of faculty. The University receives grant-in- aid and funds from various funding agencies such as UGC SAP, DST FIST, etc. for the purchase of equipment and the same are distributed to the members of faculty to establish their specialized research laboratory in their departments. |





## EMPLOYERS

| OBSERVATION  | ACTION TAKEN   |
|--|--|
| Technical skills and Knowledge need to be improved | To improve technical skills and knowledge, Add-on courses were introduced. |

## ALUMNI

| OBSERVATION  | ACTION TAKEN   |
|--|--|
| Alumni felt the need for inclusion of multiple-choice questions (MCQs) and Analytical questions with higher order thinking capabilities of the students in the question paper pattern. | Multiple Choice Questions (MCQs) and analytical questions are incorporated in the question paper pattern, and it is being followed since the academic year 2018-2019.  |
| Curriculum is required to be updated often to capture the needs of the society and Industry.   | All the head of the departments were instructed to update their curriculum based on the need of the society and Industry and to introduce supportive course, value – added and add-on courses to suit their needs. |

  
**CBCS COORDINATOR**  
 Dr. C. CHANDRASEKAR, M.C.A., Ph.D.  
 CBCS Coordinator  
 Professor / Computer Science  
 Periyar University  
 Salem - 636 011. TN.

  
**Prof. D. VENKATESH APATHY**  
 Director  
 Interna. Quality Assurance Cell (IQAC),  
 Periyar University,  
 Salem - 636 011, Tamil Nadu

  
**REGISTRAR**  
**PERIYAR UNIVERSITY**  
**SALEM-636 011.**