

Stakeholders' Feedback Analysis Report and Action Taken Report

(2017-2018)

**(Students, Teachers, Employers and
Alumni)**



PERIYAR UNIVERSITY
NAAC A GRADE – STATE UNIVERSITY
SALEM - 636011
TAMIL NADU

**PERIYAR UNIVERSITY, SALEM,
TAMILNADU**

CRITERIA-I

EVIDENCE(S) AS PER

SOP

METRIC NO. 1.4.1	Structured feedback received from 1) Students, 2) Teachers, 3) Employers, 4) Alumni for design and review of Syllabus Semester wise /year wise Options: A. Any 4 of above B. Any 3 of above C. Any 2 of above D. Any 1 of above E. None of the
<ul style="list-style-type: none">• <i>Stakeholder feedback analysis report.</i>• <i>Action taken report of the Institution on feedback report as minutes by the Governing Council, Syndicate, Board of Management and IQAC</i>	

Report
on
Feedback from
Stakeholders
(Students, Teachers, Employers, and Alumni)
on
Curriculum

Index

S. No	Content	Page Numbers
1	Feedback Analysis of Students	5
2	Feedback Analysis of Teachers	76
3	Feedback Analysis of Employers	83
4	Feedback Analysis of Alumni	90
5	Action Taken Report	97

1. FEEDBACK FROM STUDENTS

The feedback on curriculum from students is taken every year. The Student feedback covers learning values (in terms of skills, concept, knowledge, analytical abilities), applicability/relevance to real life situation, Course content, extent of coverage, and additional information regarding Curriculum. The feedback is assessed rigorously analysed by IQAC Committee and the (Action taken report) comments of the feedback is shared with respective departments, prior to Board of Studies meeting held for Curriculum updating and other Curriculum related works.

A) Number of feedback received in 2017-2018 year

Year	Number of Students
2017 - 2018	2173

B) Questions Asked

Q. No.	Question Asked	Abbreviation Used
1	Syllabus Content	Academic Facilities
2	Coverage of Syllabus	
3	Teaching Methods	
4	Laboratory Facilities	
5	Teacher Guidance and Counselling	
6	Conduct of CFA Tests / ESE	
7	Staff-Student Relationship	
8	CFA: ESE Weightage	
9	Classrooms	Campus Facilities
10	Internet Browsing	
11	Amenity / Services	
12	Hostel	
13	Recreation	
14	Health Care	
15	General Library	
16	Department Library	
17	Extracurricular	
18	Outreach Activities	Extension Activities
19	Participation in Extension Activities	
20	Programme of your Study	Overall Observation
21	Facilities Made Available	

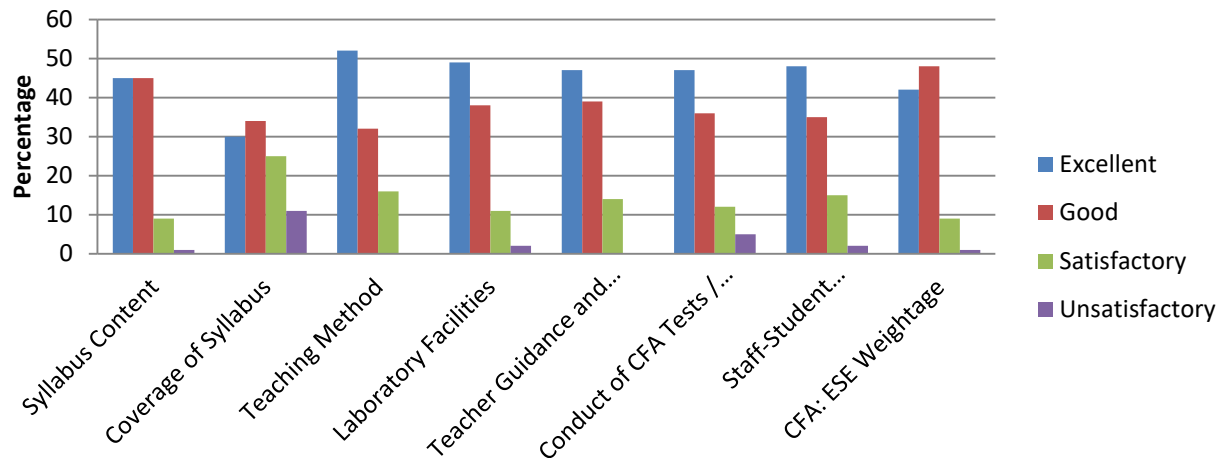
22	Administration Support Given
23	Extra-Curricular Activities Provided
24	Examination System

Analysis of feedback received from students (year wise from 2017-18)

Year		2017-18			
Rating on \Rating		Excellent	Good	Satisfactory	Unsatisfactory
Academic Facilities (Syllabus Content) (Q. No. 1)	COUNT	652	739	543	239
	%	45	34	25	11
Academic Facilities (Coverage of Syllabus) (Q. No. 2)	COUNT	652	739	543	239
	%	30	34	25	11
Academic Facilities (Teaching Methods) (Q. No. 3)	COUNT	1130	695	348	0
	%	52	32	16	0
Academic Facilities (Laboratory Facilities) (Q. No. 4)	COUNT	1066	827	239	44
	%	49	38	11	2
Academic Facilities (Teacher Guidance and Counselling) (Q. No. 5)	COUNT	1021	847	304	0
	%	47	39	14	0
Academic Facilities (Conduct of CFA Tests / ESE) (Q. No. 6)	COUNT	1021	782	261	109
	%	47	36	12	5
Academic Facilities (Staff-Student Relationship) (Q. No. 7)	COUNT	1043	761	326	43
	%	48	35	15	2
Academic Facilities (CFA: ESE Weightage) (Q. No. 8)	COUNT	913	1043	196	22
	%	42	48	9	1
Campus Facilities (Classrooms) (Q. No. 9)	COUNT	978	913	196	87
	%	45	42	9	4
Campus Facilities (Internet Browsing) (Q. No. 10)	COUNT	1152	913	109	0
	%	53	42	5	0
Campus Facilities (Amenity / Services) (Q. No. 11)	COUNT	934	847	369	22
	%	43	39	17	1
Campus Facilities (Hostel) (Q. No. 12)	COUNT	1021	978	152	22
	%	47	45	7	1
Campus Facilities	COUNT	891	934	304	43

(Recreation) (Q. No. 13)	%	41	43	14	2
Campus Facilities (Health Care) (Q. No. 14)	COUNT	1021	826	326	0
	%	47	38	15	0
Campus Facilities (General Library) (Q. No. 15)	COUNT	1152	913	87	0
	%	53	42	4	0
Campus Facilities (Department Library) (Q. No. 16)	COUNT	1021	847	304	0
	%	47	39	14	0
Campus Facilities (Extracurricular) (Q. No. 17)	COUNT	934	891	304	43
	%	43	41	14	2
Extension Activities (Outreach Activities) (Q. No. 18)	COUNT	891	934	304	43
	%	41	43	14	2
Extension Activities (Participation in Extension Activities) (Q. No. 19)	COUNT	934	913	304	22
	%	43	42	14	1
Overall Observation (Programme of your Study) (Q. No. 20)	COUNT	978	804	348	43
	%	45	37	16	2
Overall Observation (Facilities Made Available) (Q. No. 21)	COUNT	1065	761	326	22
	%	49	35	15	1
Overall Observation (Administration Support Given) (Q. No. 22)	COUNT	1087	761	304	22
	%	50	35	14	1
Overall Observation (Extra-Curricular Activities Provided) (Q. No. 23)	COUNT	1065	978	130	0
	%	49	45	6	0
Overall Observation (Examination System) (Q. No. 24)	COUNT	956	934	217	65
	%	44	43	10	3

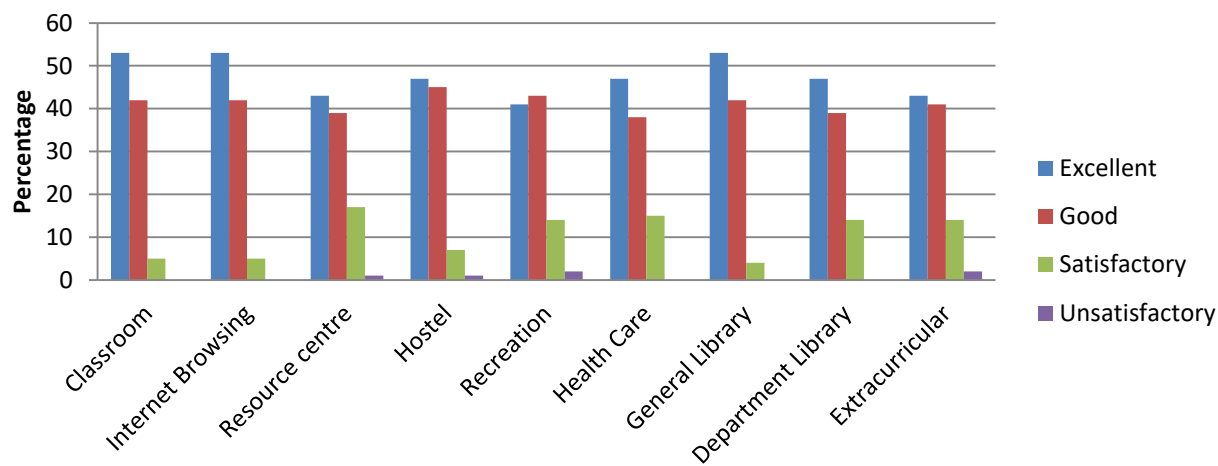
Academic Facilities



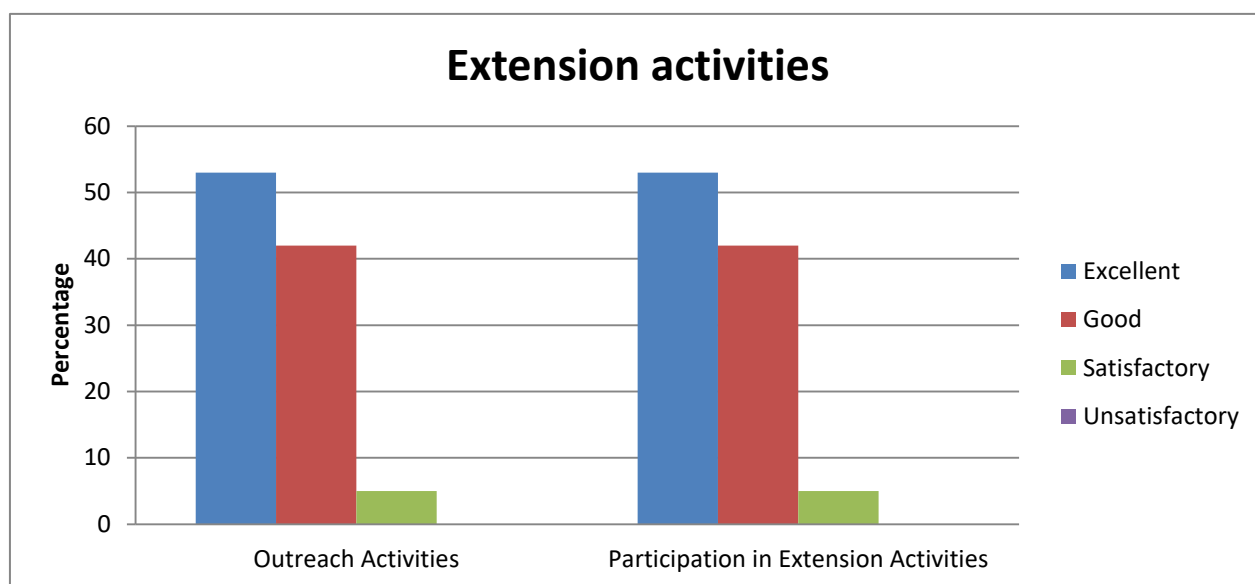
Academic Facilities

	Syllabus Content	Coverage of Syllabus	Teaching Method	Laboratory Facilities	Teacher Guidance and Counselling	Conduct of CFA Tests / ESE	Staff-Student Relationship	CFA: ESE Weightage
Excellent	45	30	52	49	47	47	48	42
Good	45	34	32	38	39	36	35	48
Satisfactory	9	25	16	11	14	12	15	9
Unsatisfactory	1	11	0	2	0	5	2	1

Campus Facilities

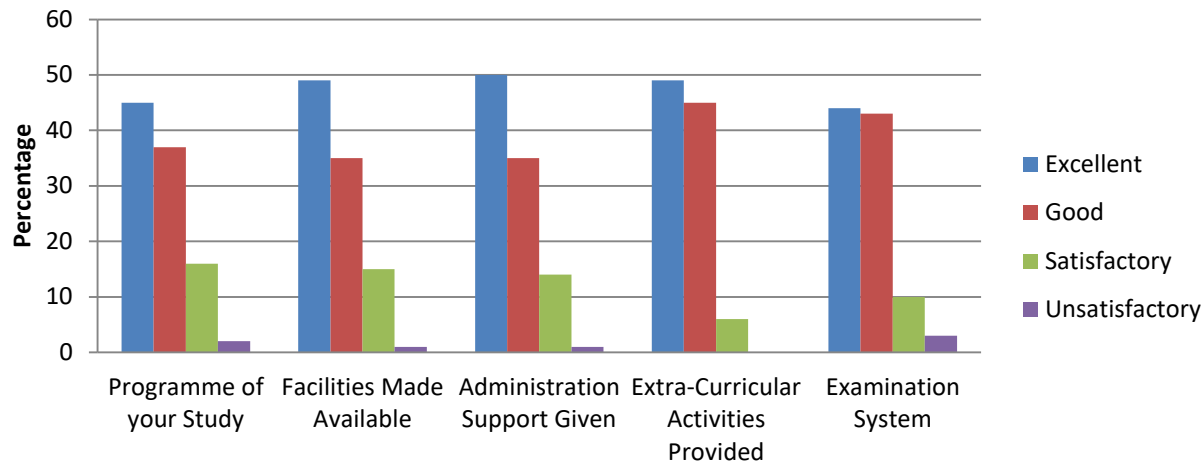


Campus Facilities									
	Classroom	Internet Browsing	Resource centre	Hostel	Recreation	Health Care	General Library	Department Library	Extracurricular
Excellent	53	53	43	47	41	47	53	47	43
Good	42	42	39	45	43	38	42	39	41
Satisfactory	5	5	17	7	14	15	4	14	14
Unsatisfactory	0	0	1	1	2	0	0	0	2



Extension activities		
	Outreach Activities	Participation in Extension Activities
Excellent	53	53
Good	42	42
Satisfactory	5	5
Unsatisfactory	0	0

Overall observation

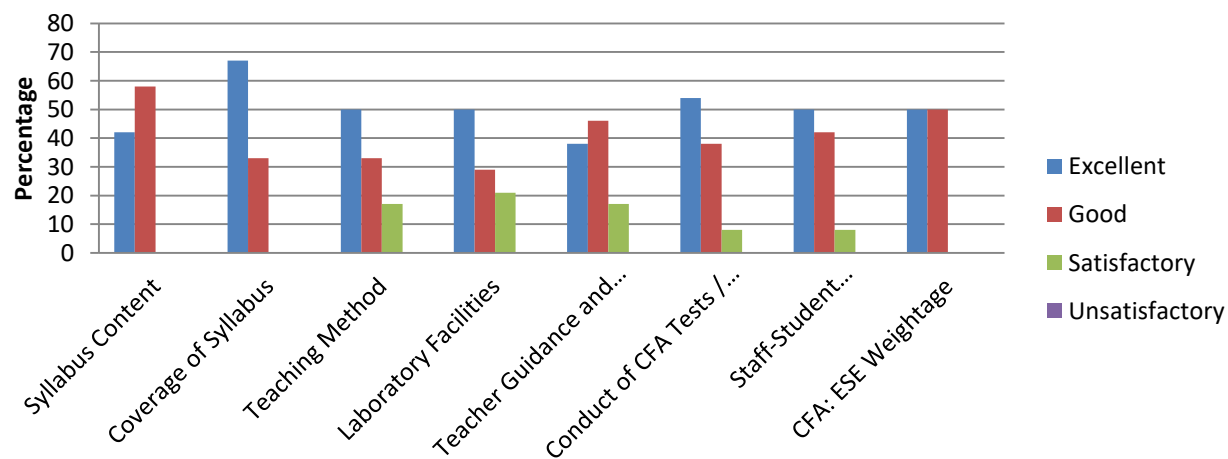


Overall observation					
	Programme of your Study	Facilities Made Available	Administration Support Given	Extra-Curricular Activities Provided	Examination System
Excellent	45	49	50	49	44
Good	37	35	35	45	43
Satisfactory	16	15	14	6	10
Unsatisfactory	2	1	1	0	3

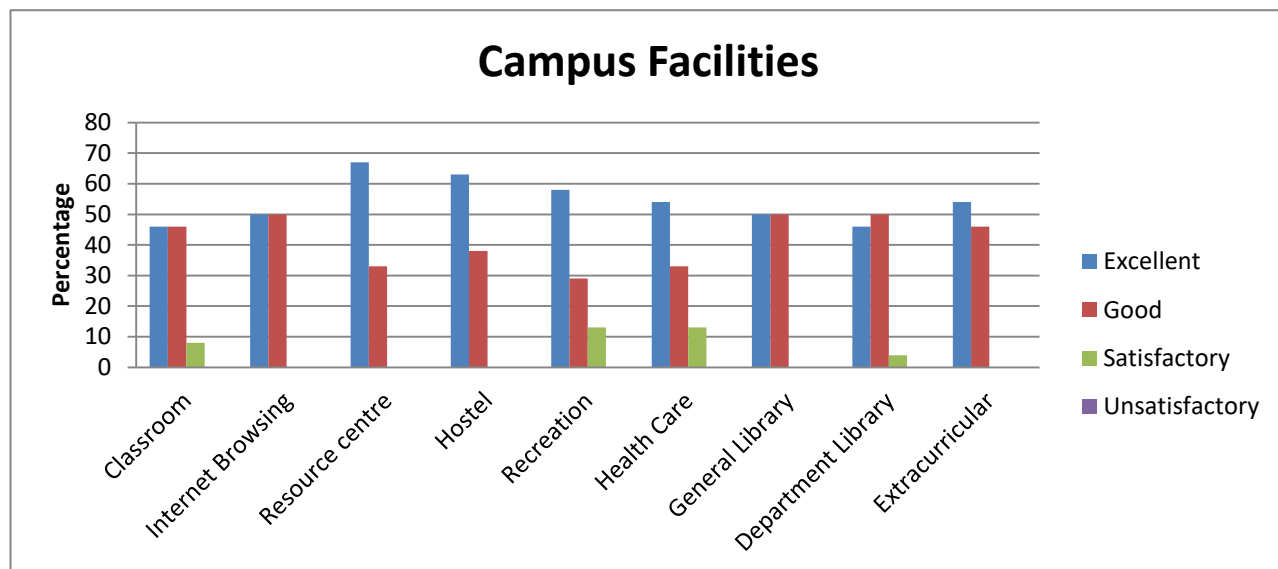
1.4.1 Students Feedback Form (BioChemistry– year wise from (2017-2018))

Total Number of Students : 43

Academic Facilities

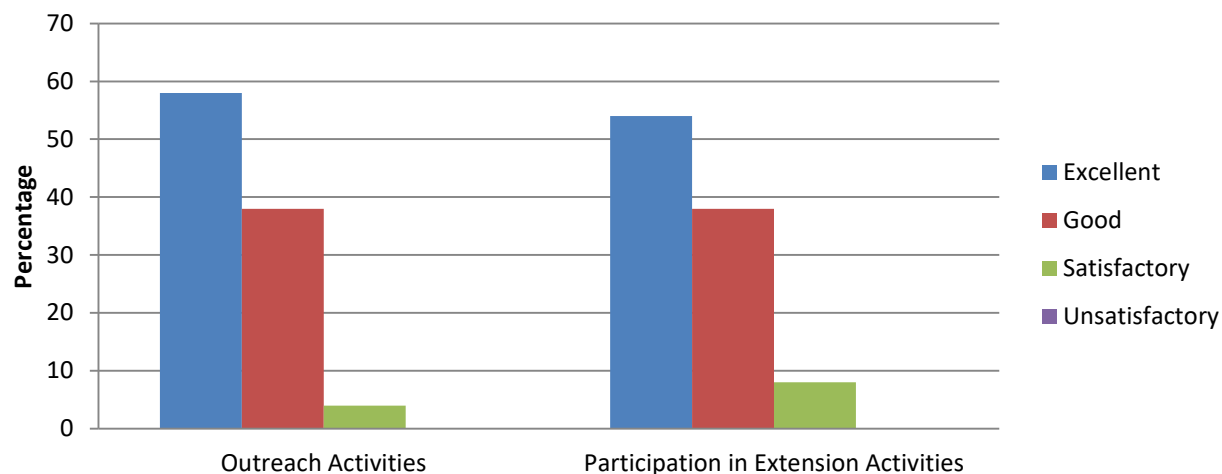


Academic Facilities (Percentage)								
	Syllabus Content	Coverage of Syllabus	Teaching Method	Laboratory Facilities	Teacher Guidance and Counselling	Conduct of CFA Tests / ESE	Staff-Student Relationship	CFA: ESE Weightage
Excellent	40	48	51	54	46	54	60	54
Good	52	40	37	40	46	35	38	32
Satisfactory	8	13	13	6	8	11	2	14
Unsatisfactory	0	0	0	0	0	0	0	0



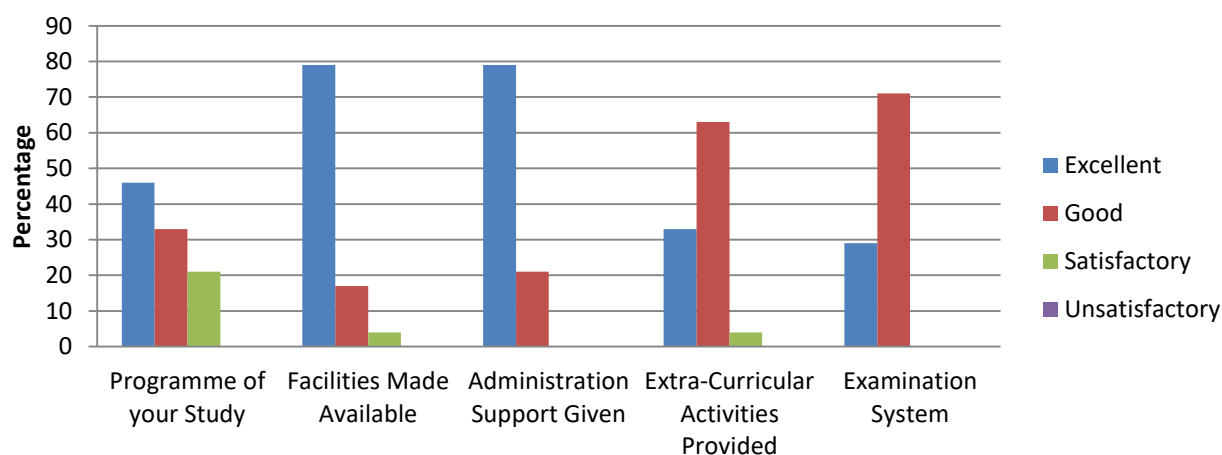
Campus Facilities (Percentage)									
	Classroom	Internet Browsing	Resource centre	Hostel	Recreation	Health Care	General Library	Department Library	Extracurricular
Excellent	44	48	52	43	46	56	49	56	54
Good	49	44	43	48	46	40	48	32	44
Satisfactory	6	8	5	10	8	5	3	13	2
Unsatisfactory	0	0	0	0	0	0	0	0	0

Extension activities



Extension Activities (Percentage)		
	Outreach Activities	Participation in Extension Activities
Excellent	51	44
Good	44	44
Satisfactory	5	11
Unsatisfactory	0	0

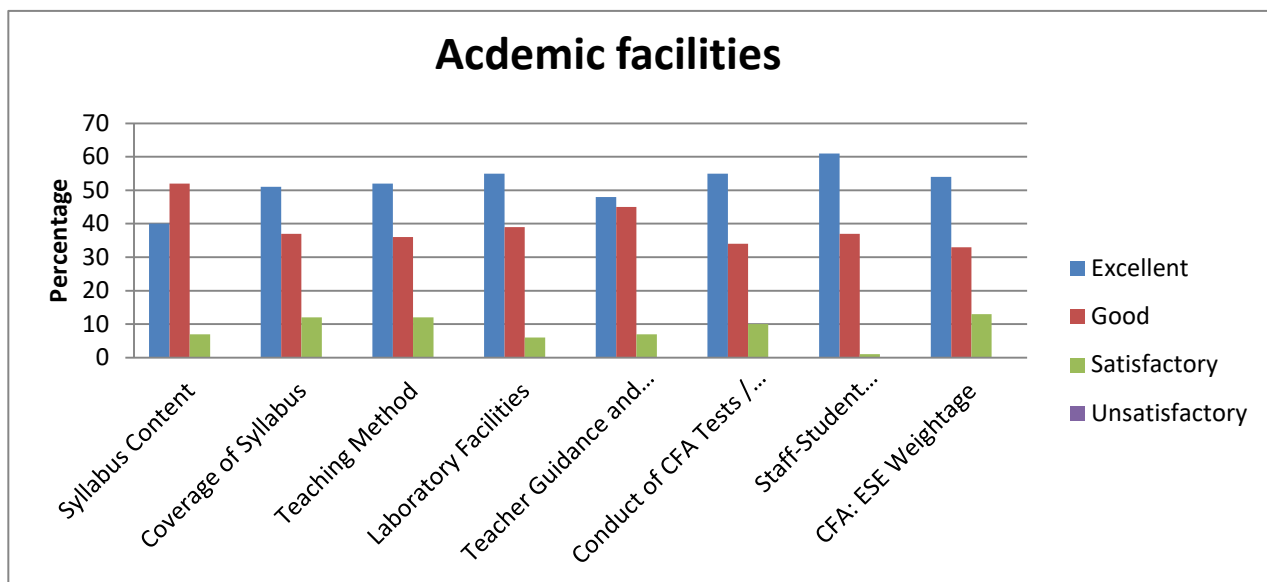
Overall observation



Overall Observation (Percentage)					
	Programme of your Study	Facilities Made Available	Administration Support Given	Extra-Curricular Activities Provided	Examination System
Excellent	46	60	46	43	37
Good	38	35	49	54	57
Satisfactory	16	5	5	3	6
Unsatisfactory	0	0	0	0	0

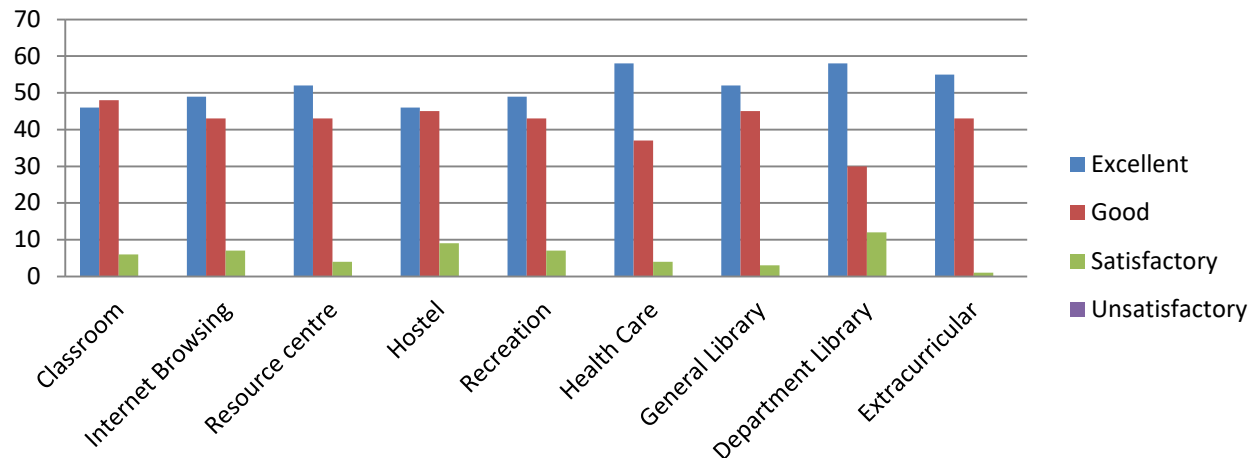
1.4.1 Students Feedback Form (Biotechnonology– year wise from (2017-2018))

Total Number of Students : 67



Academic Facilities (Percentage)								
	Syllabus Content	Coverage of Syllabus	Teaching Method	Laboratory Facilities	Teacher Guidance and Counselling	Conduct of CFA Tests / ESE	Staff-Student Relationship	CFA: ESE Weightage
Excellent	40	51	52	55	48	55	61	54
Good	52	37	36	39	45	34	37	33
Satisfactory	7	12	12	6	7	10	1	13
Unsatisfactory	0	0	0	0	0	0	0	0

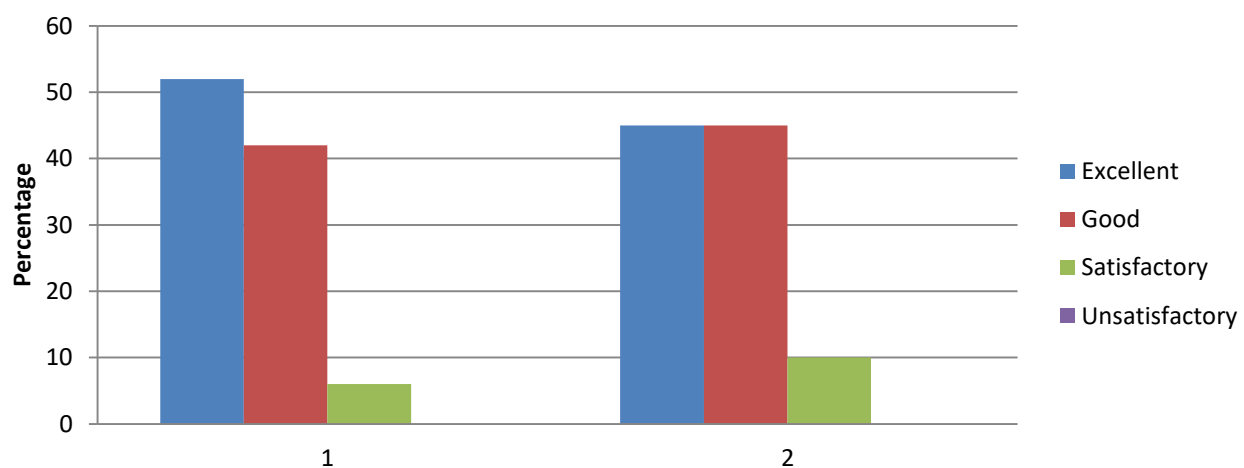
Campus facilities



Campus Facilities (Percentage)

	Classroom	Internet Browsing	Resource centre	Hostel	Recreation	Health Care	General Library	Department Library	Extracurricular
Excellent	46	49	52	46	49	58	52	58	55
Good	48	43	43	45	43	37	45	30	43
Satisfactory	6	7	4	9	7	4	3	12	1
Unsatisfactory	0	0	0	0	0	0	0	0	0

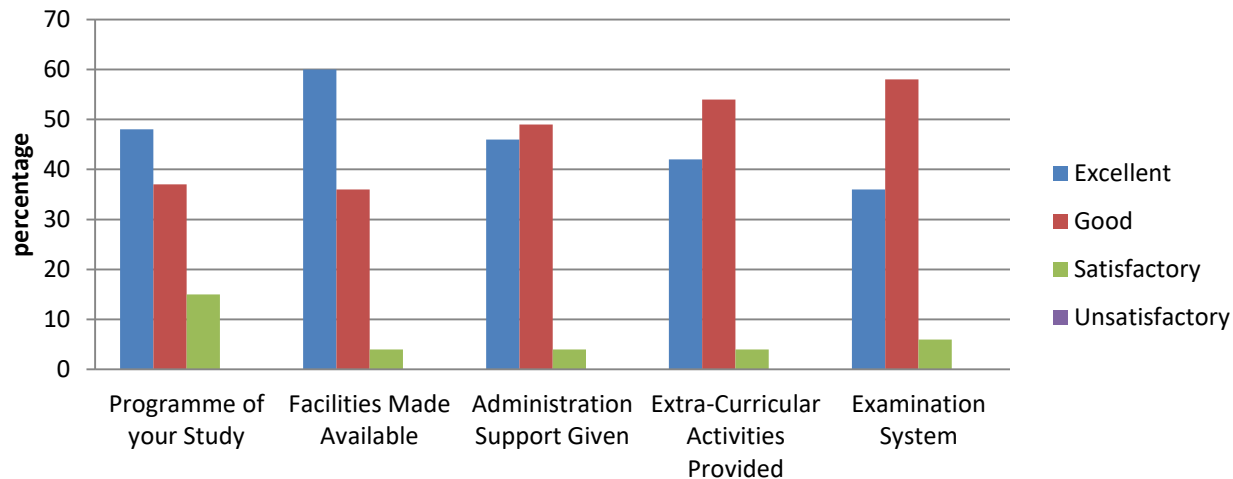
Extension facilities



Extension activities (Percentage)

	Outreach Activities	Participation in Extension Activities
Excellent	52	45
Good	42	45
Satisfactory	6	10
Unsatisfactory	0	0

Overall observation



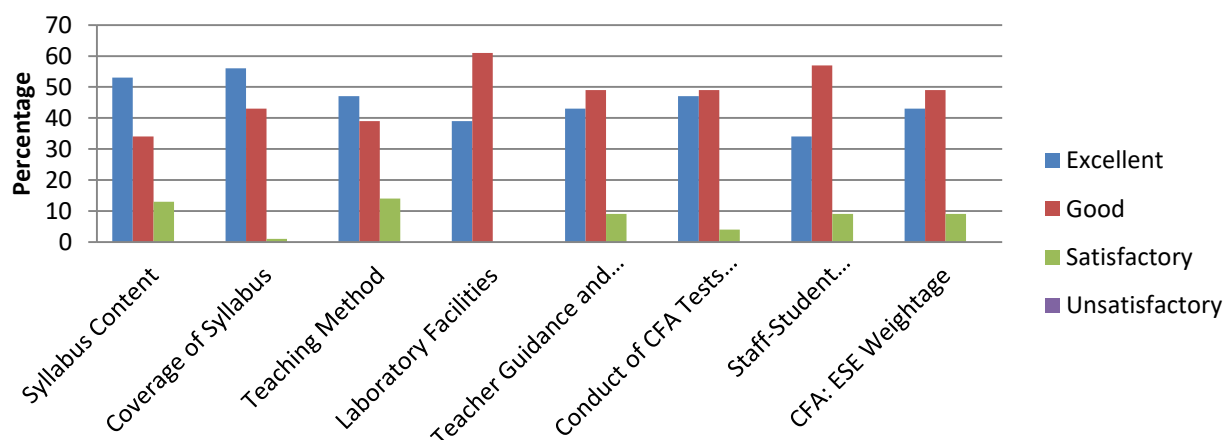
Overall observation (Percentage)

	Programme of your Study	Facilities Made Available	Administration Support Given	Extra-Curricular Activities Provided	Examination System
Excellent	48	60	46	42	36
Good	37	36	49	54	58
Satisfactory	15	4	4	4	6
Unsatisfactory	0	0	0	0	0

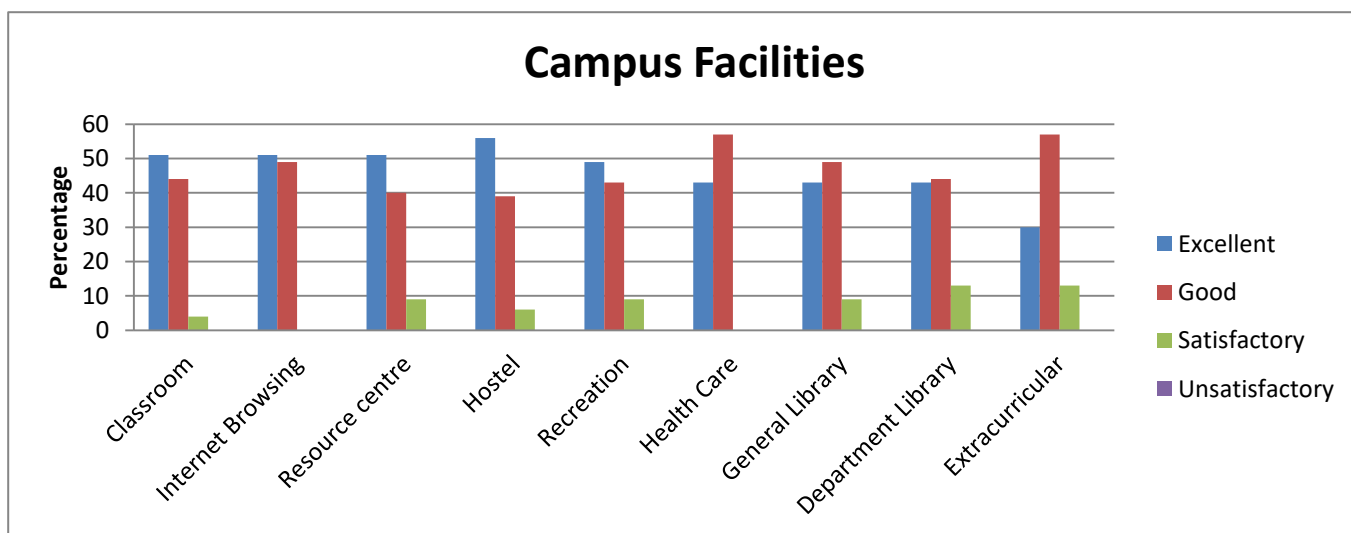
1.4.1 Students Feedback Form (Botany– year wise from (2017-2018))

Total Number of Students : 70

Academic Facilities

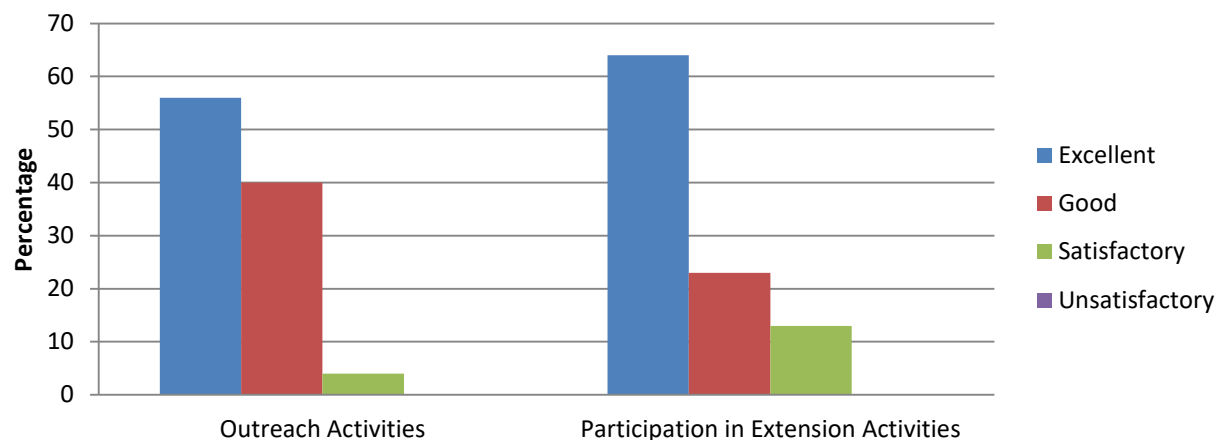


Academic Facilities(Percentage)								
	Syllabus Content	Coverage of Syllabus	Teaching Method	Laboratory Facilities	Teacher Guidance and Counselling	Conduct of CFA Tests / ESE	Staff-Student Relationship	CFA: ESE Weightage
Excellent	53	56	47	39	43	47	34	43
Good	34	43	39	61	49	49	57	49
Satisfactory	13	1	14	0	9	4	9	9
Unsatisfactory	0	0	0	0	0	0	0	0



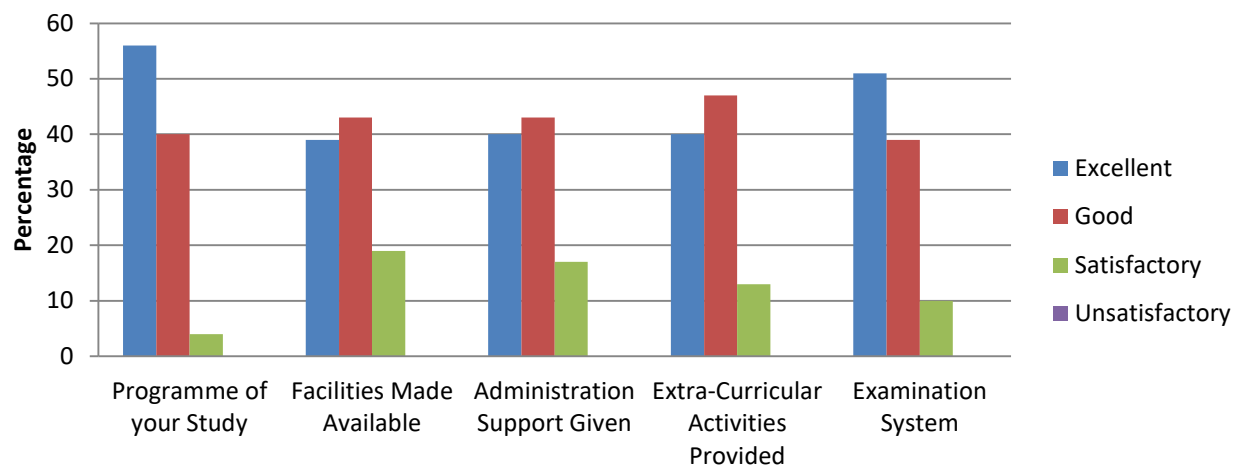
Campus Facilities(Percentage)									
	Classroom	Internet Browsing	Resource centre	Hostel	Recreation	Health Care	General Library	Department Library	Extracurricular
Excellent	51	51	51	56	49	43	43	43	30
Good	44	49	40	39	43	57	49	44	57
Satisfactory	4	0	9	6	9	0	9	13	13
Unsatisfactory	0	0	0	0	0	0	0	0	0

Extension activities



Extension activities(Percentage)		
	Outreach Activities	Participation in Extension Activities
Excellent	56	64
Good	40	23
Satisfactory	4	13
Unsatisfactory	0	0

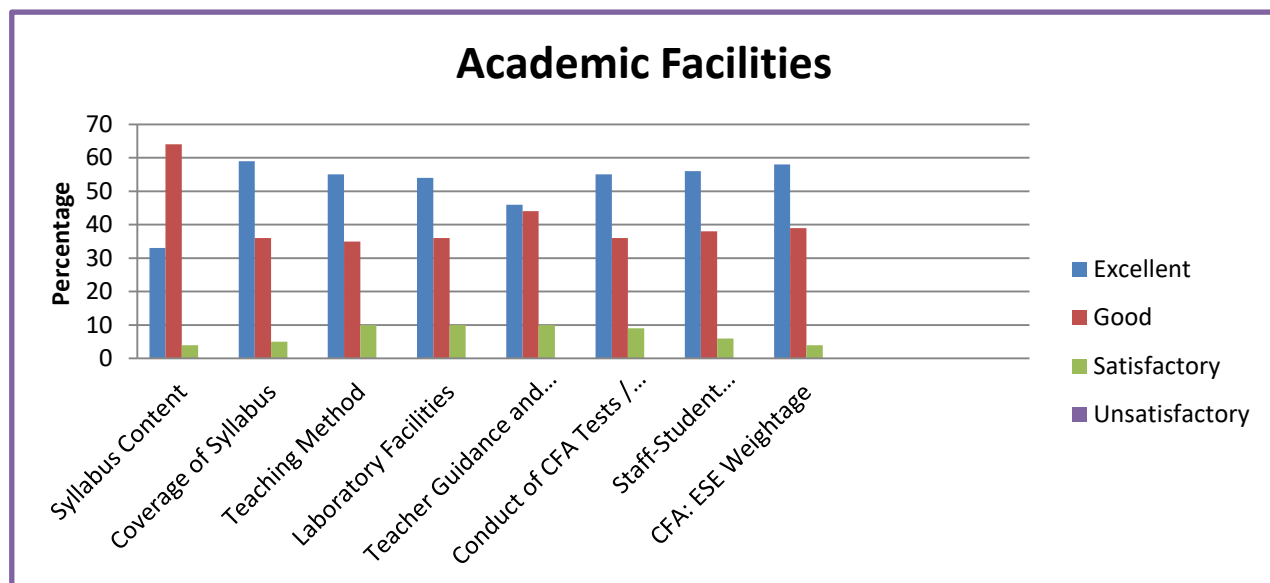
Overall observation



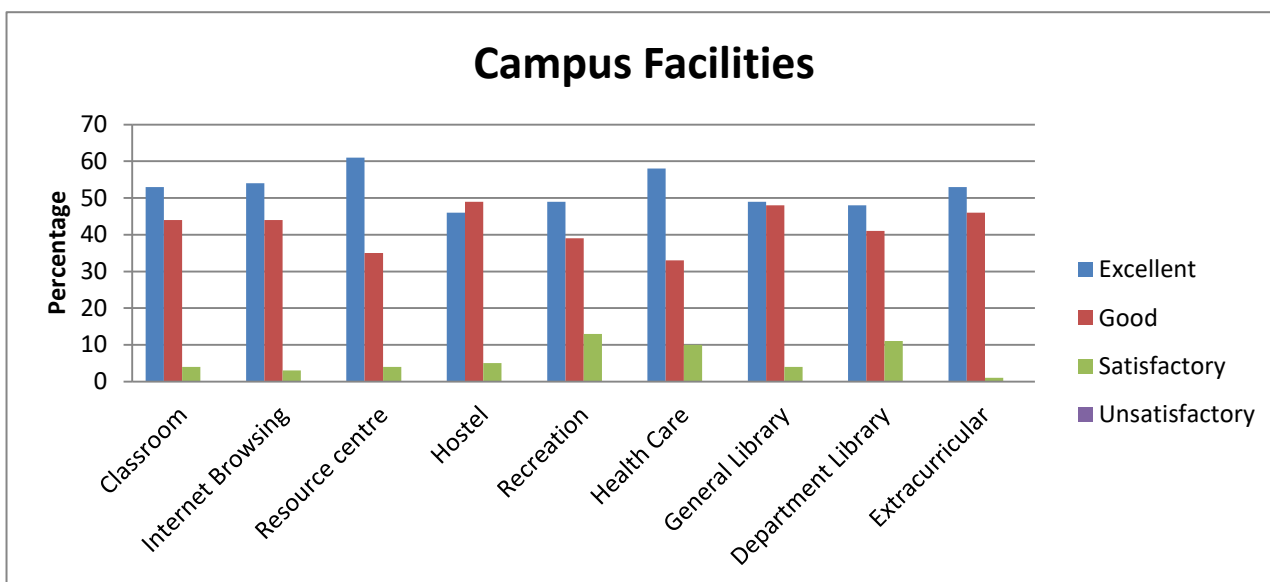
Overall observation(Percentage)					
	Programme of your Study	Facilities Made Available	Administration Support Given	Extra-Curricular Activities Provided	Examination System
Excellent	56	39	40	40	51
Good	40	43	43	47	39
Satisfactory	4	19	17	13	10
Unsatisfactory	0	0	0	0	0

1.4.1 Students Feedback Form (Chemistry– year wise from (2017-2018))

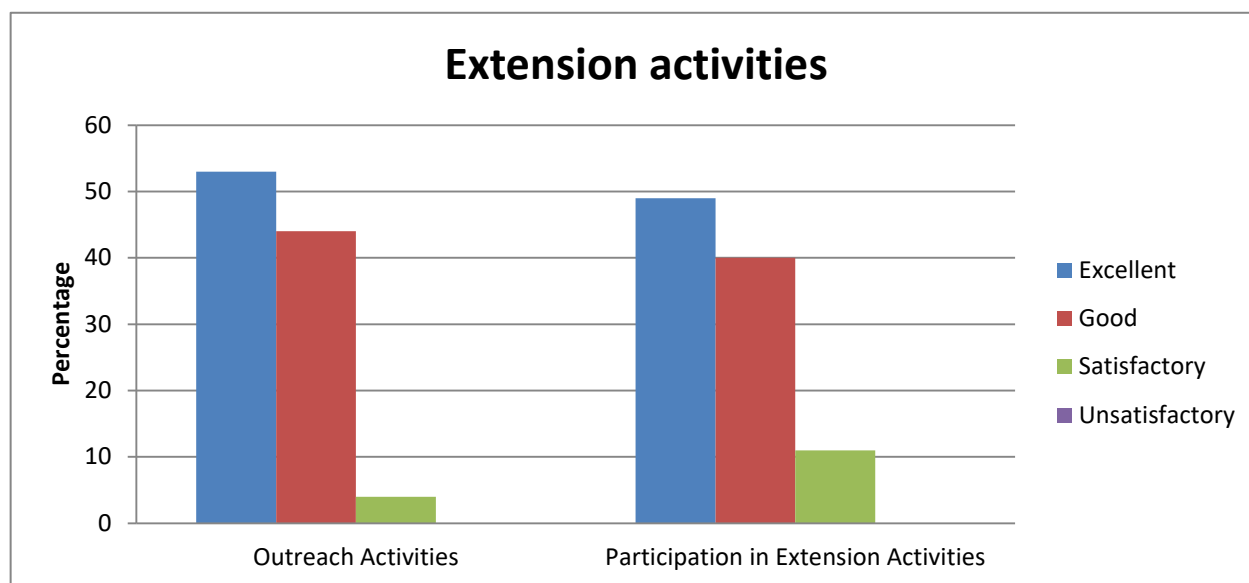
Total Number of Students : 80



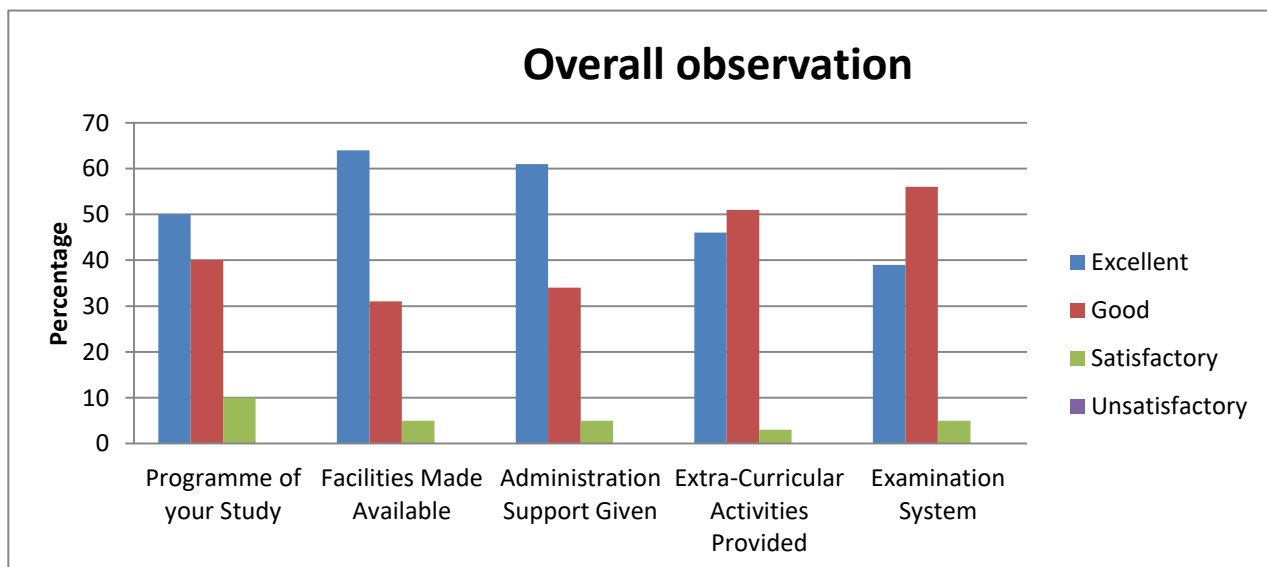
Academic Facilities(Percentage)								
	Syllabus Content	Coverage of Syllabus	Teaching Method	Laboratory Facilities	Teacher Guidance and Counselling	Conduct of CFA Tests / ESE	Staff-Student Relationship	CFA: ESE Weightage
Excellent	33	59	55	54	46	55	56	58
Good	64	36	35	36	44	36	38	39
Satisfactory	4	5	10	10	10	9	6	4
Unsatisfactory	0	0	0	0	0	0	0	0



Campus Facilities(Percentage)									
	Classroom	Internet Browsing	Resource centre	Hostel	Recreation	Health Care	General Library	Department Library	Extracurricular
Excellent	53	54	61	46	49	58	49	48	53
Good	44	44	35	49	39	33	48	41	46
Satisfactory	4	3	4	5	13	10	4	11	1
Unsatisfactory	0	0	0	0	0	0	0	0	0



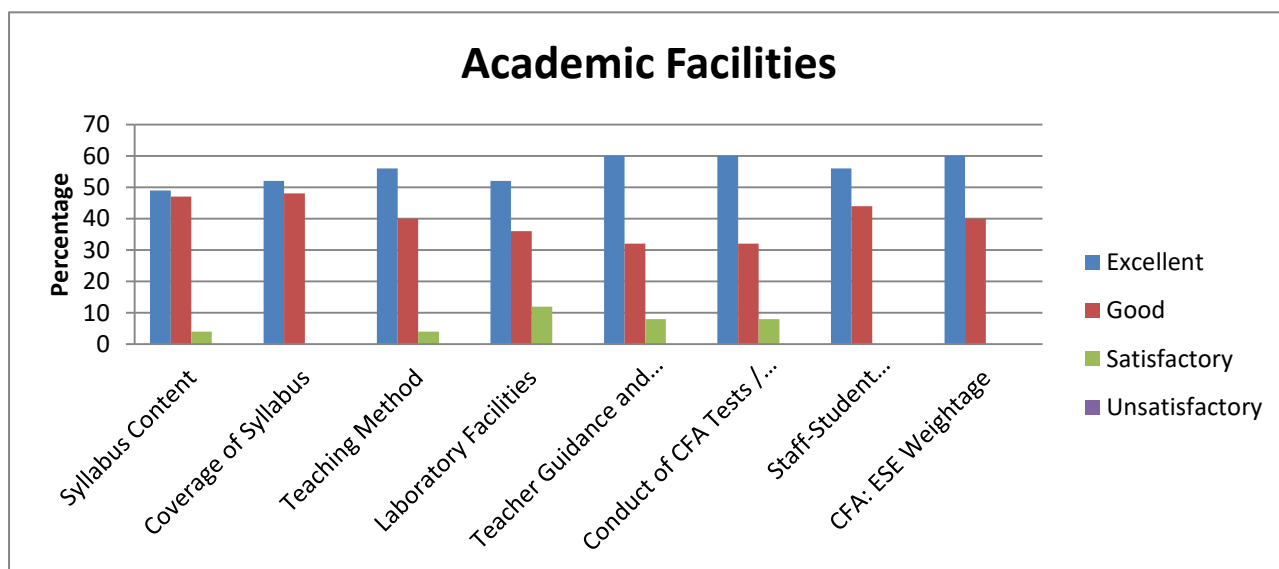
Extension activities(Percentage)		
	Outreach Activities	Participation in Extension Activities
Excellent	53	49
Good	44	40
Satisfactory	4	11
Unsatisfactory	0	0



Overall observation(Percentage)					
	Programme of your Study	Facilities Made Available	Administration Support Given	Extra-Curricular Activities Provided	Examination System
Excellent	50	64	61	46	39
Good	40	31	34	51	56
Satisfactory	10	5	5	3	5
Unsatisfactory	0	0	0	0	0

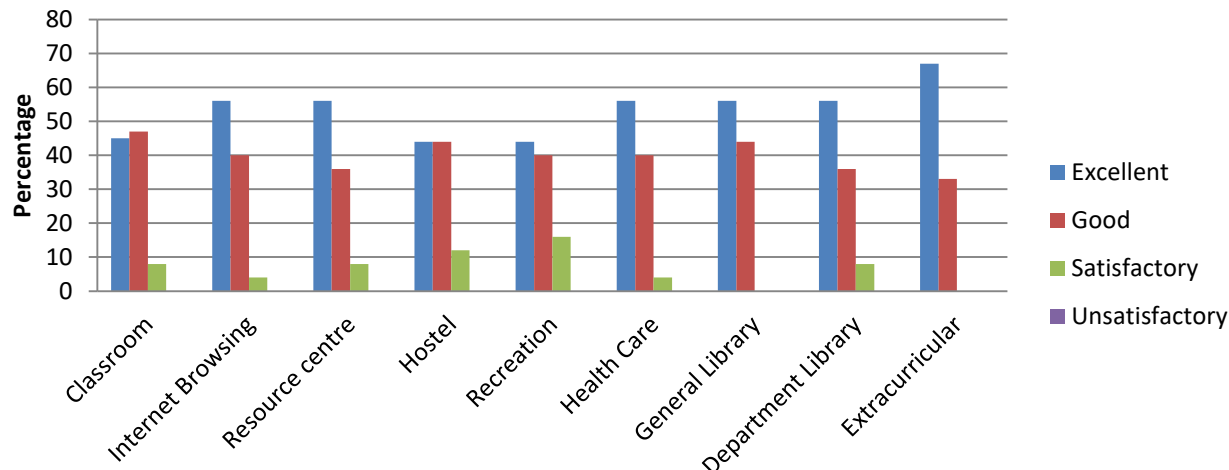
1.4.1 Students Feedback Form (Commerce– year wise from (2017-2018))

Total Number of Students : 73



Academic Facilities(Percentage)								
	Syllabus Content	Coverage of Syllabus	Teaching Method	Laboratory Facilities	Teacher Guidance and Counselling	Conduct of CFA Tests / ESE	Staff-Student Relationship	CFA: ESE Weightage
Excellent	49	52	56	52	60	60	56	60
Good	47	48	40	36	32	32	44	40
Satisfactory	4	0	4	12	8	8	0	0
Unsatisfactory	0	0	0	0	0	0	0	0

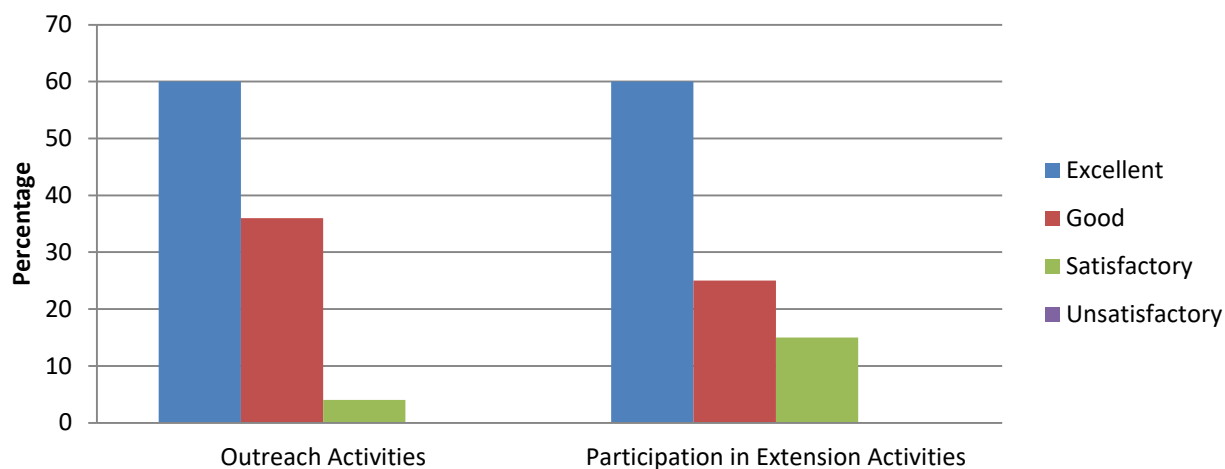
Campus Facilities



Campus Facilities(Percentage)

	Classroom	Internet Browsing	Resource centre	Hostel	Recreation	Health Care	General Library	Department Library	Extracurricular
Excellent	45	56	56	44	44	56	56	56	67
Good	47	40	36	44	40	40	44	36	33
Satisfactory	8	4	8	12	16	4	0	8	0
Unsatisfactory	0	0	0	0	0	0	0	0	0

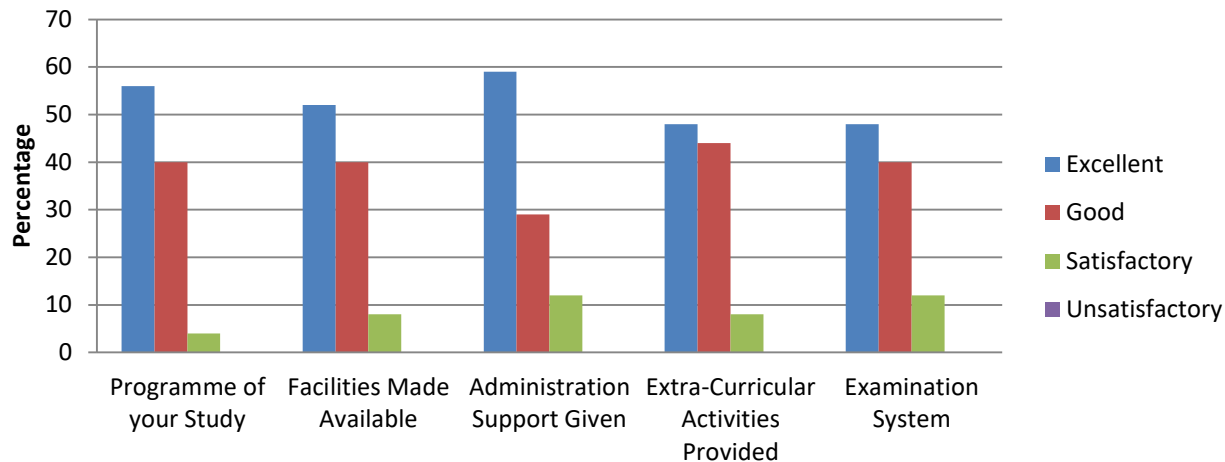
Extension activities



Extension activities(Percentage)

	Outreach Activities	Participation in Extension Activities
Excellent	60	60
Good	36	25
Satisfactory	4	15
Unsatisfactory	0	0

Overall observation



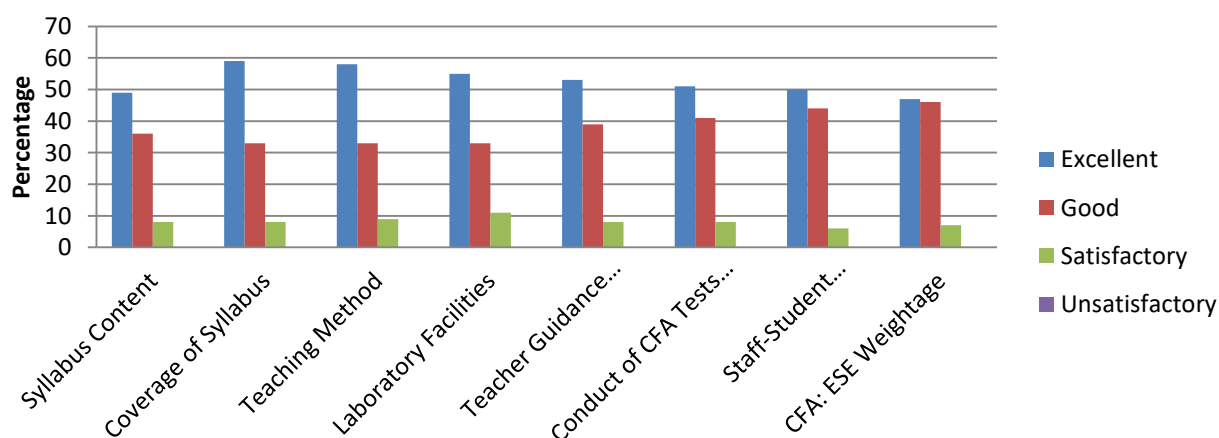
Overall observation(Percentage)

	Programme of your Study	Facilities Made Available	Administration Support Given	Extra-Curricular Activities Provided	Examination System
Excellent	56	52	59	48	48
Good	40	40	29	44	40
Satisfactory	4	8	12	8	12
Unsatisfactory	0	0	0	0	0

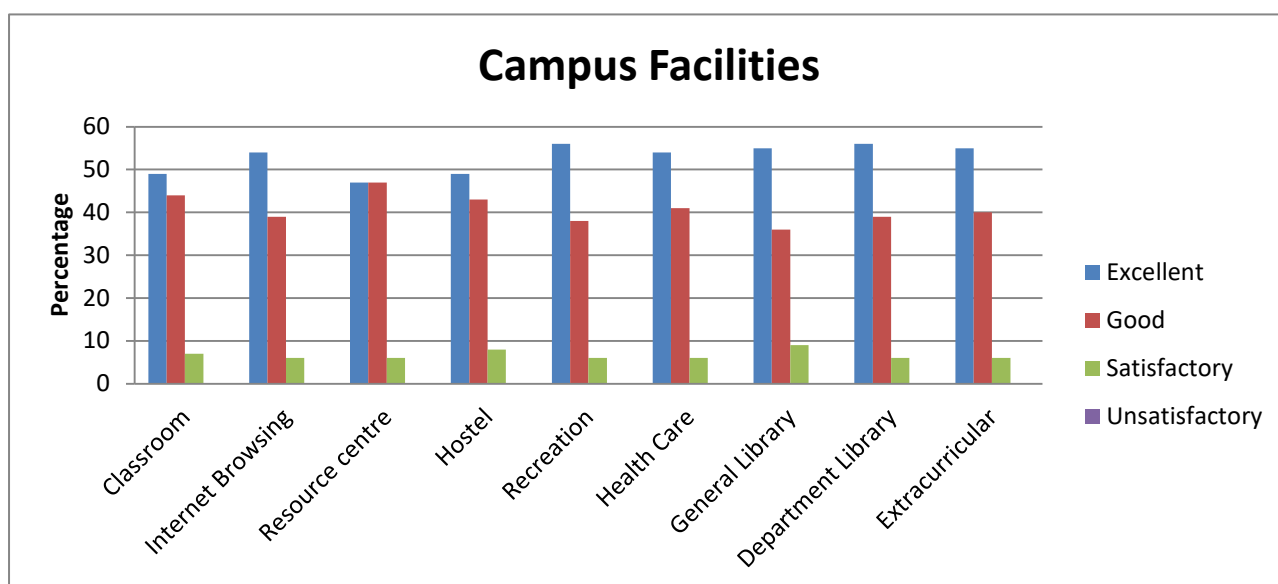
4.1.1 Students Feedback Form (Computer Science – year wise from (2017-2018))

Total Number of Students : 236

Academic Facilities

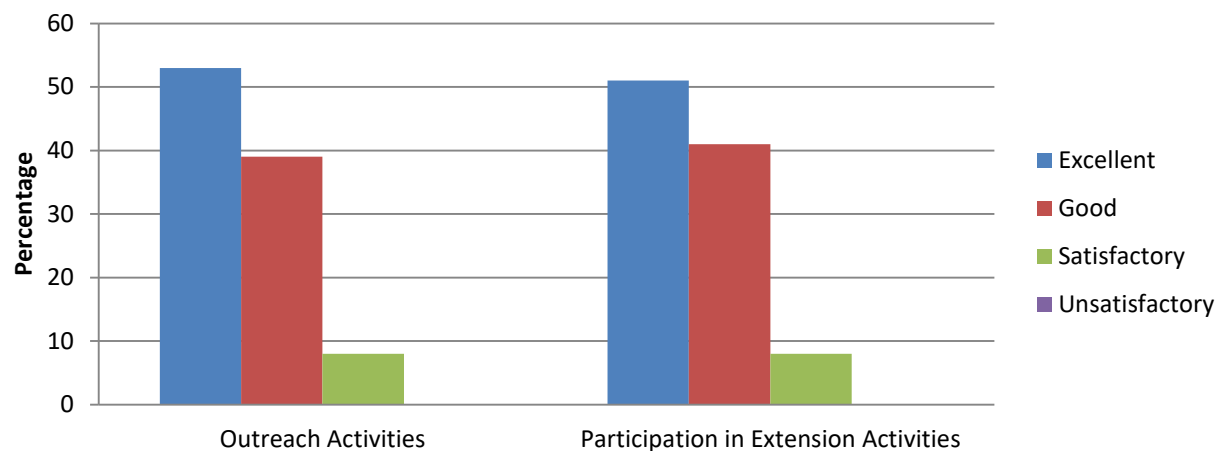


Academic Facilities(Percentage)								
	Syllabus Content	Coverage of Syllabus	Teaching Method	Laboratory Facilities	Teacher Guidance and Counselling	Conduct of CFA Tests / ESE	Staff-Student Relationship	CFA: ESE Weightage
Excellent	49	59	58	55	53	51	50	47
Good	36	33	33	33	39	41	44	46
Satisfactory	8	8	9	11	8	8	6	7
Unsatisfactory	0	0	0	0	0	0	0	0



Campus Facilities(Percentage)									
	Classroom	Internet Browsing	Resource centre	Hostel	Recreation	Health Care	General Library	Department Library	Extracurricular
Excellent	49	54	47	49	56	54	55	56	55
Good	44	39	47	43	38	41	36	39	40
Satisfactory	7	6	6	8	6	6	9	6	6
Unsatisfactory	0	0	0	0	0	0	0	0	0

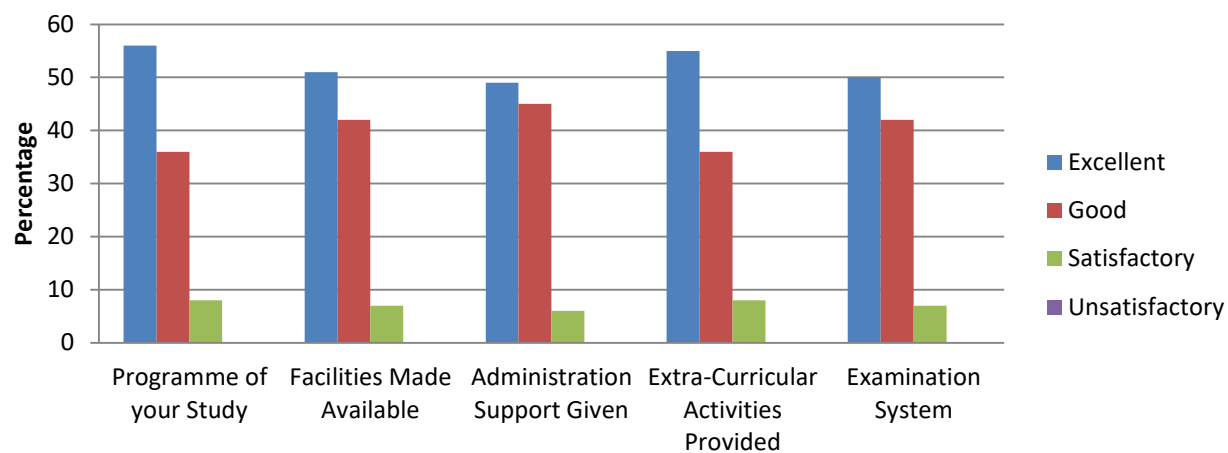
Extension activities



Extension activities(Percentage)

	Outreach Activities	Participation in Extension Activities
Excellent	53	51
Good	39	41
Satisfactory	8	8
Unsatisfactory	0	0

Overall observation

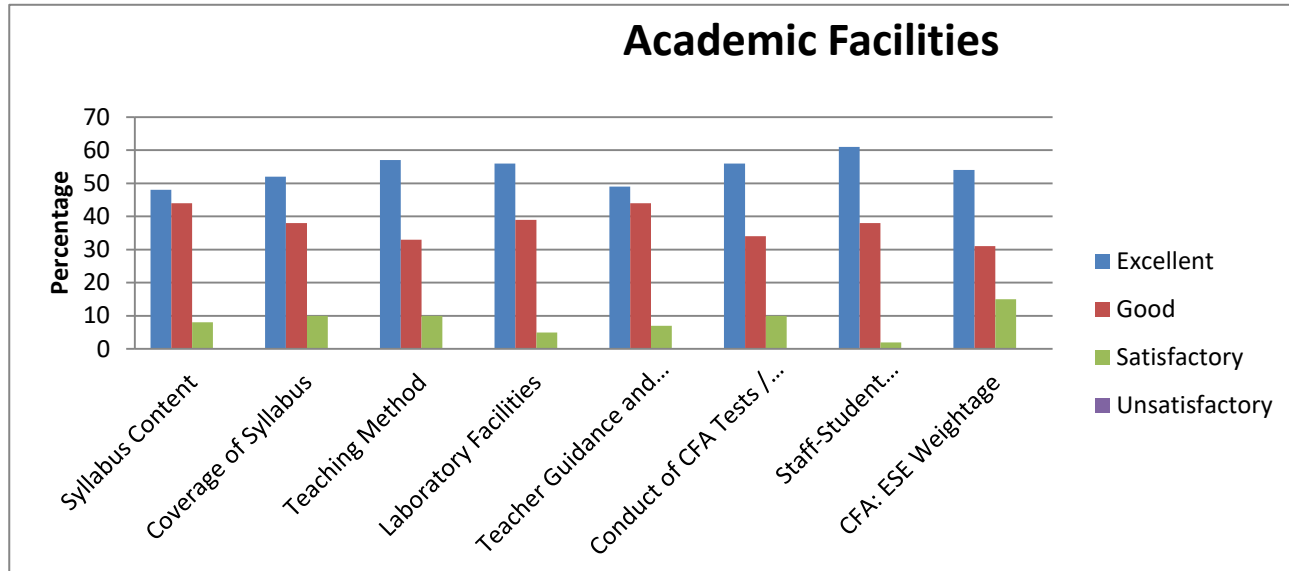


Overall observation(Percentage)

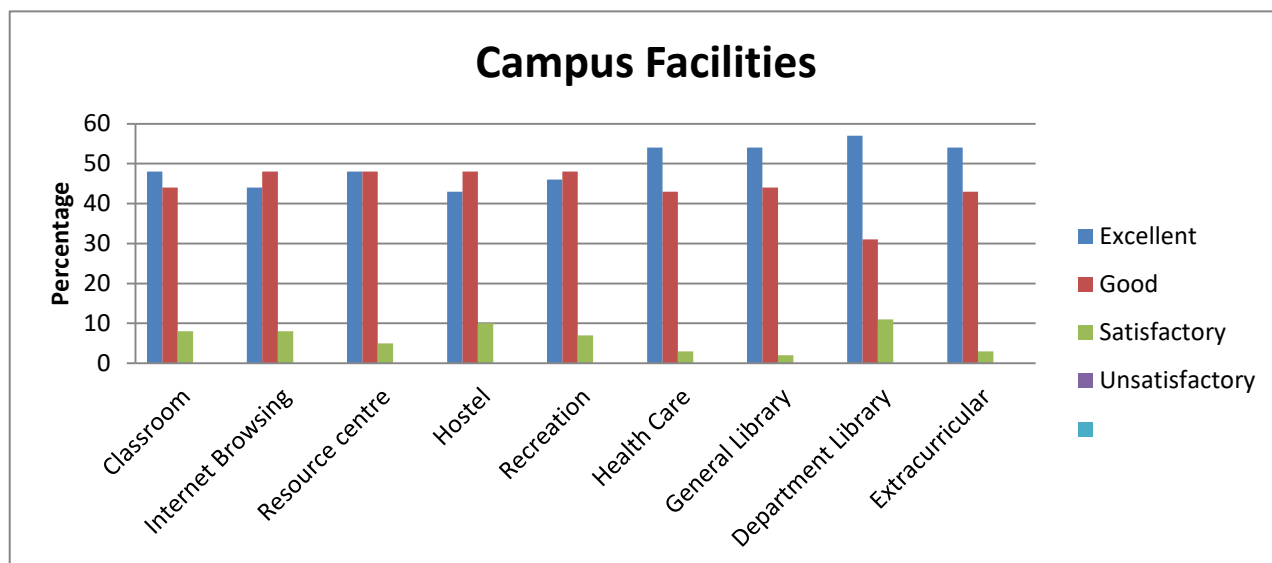
	Programme of your Study	Facilities Made Available	Administration Support Given	Extra-Curricular Activities Provided	Examination System
Excellent	56	51	49	55	50
Good	36	42	45	36	42
Satisfactory	8	7	6	8	7
Unsatisfactory	0	0	0	0	0

1.4.1 Students Feedback Form (Economics – year wise from (2017-2018))

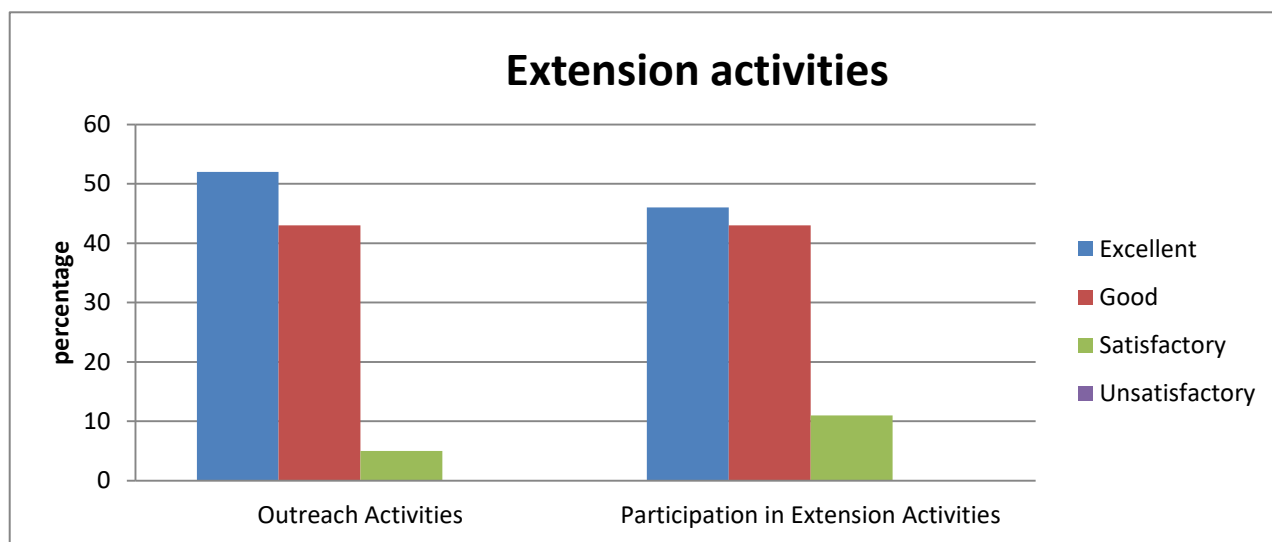
Total Number of Students : 61



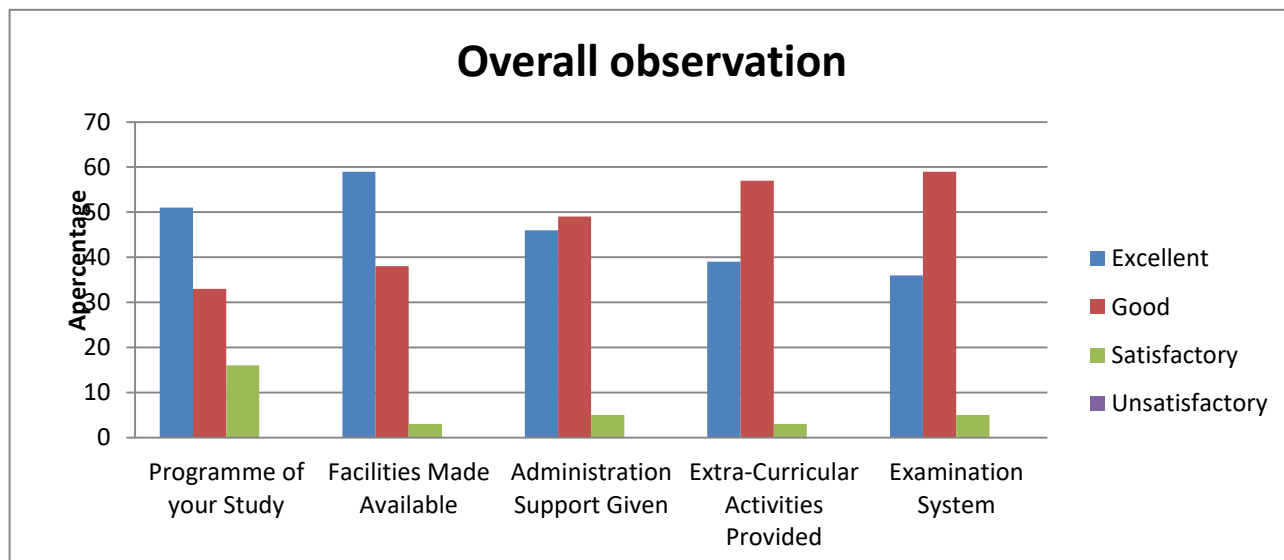
Academic Facilities(Percentage)								
	Syllabus Content	Coverage of Syllabus	Teaching Method	Laboratory Facilities	Teacher Guidance and Counselling	Conduct of CFA Tests / ESE	Staff-Student Relationship	CFA: ESE Weightage
Excellent	48	52	57	56	49	56	61	54
Good	44	38	33	39	44	34	38	31
Satisfactory	8	10	10	5	7	10	2	15
Unsatisfactory	0	0	0	0	0	0	0	0



Campus Facilities(Percentage)									
	Classro om	Internet Browsing	Resource centre	Hos tel	Recrea tion	Health Care	General Library	Department Library	Extracurri cular
Excellent	48	44	48	43	46	54	54	57	54
Good	44	48	48	48	48	43	44	31	43
Satisfacto ry	8	8	5	10	7	3	2	11	3
Unsatisfactory	0	0	0	0	0	0	0	0	0



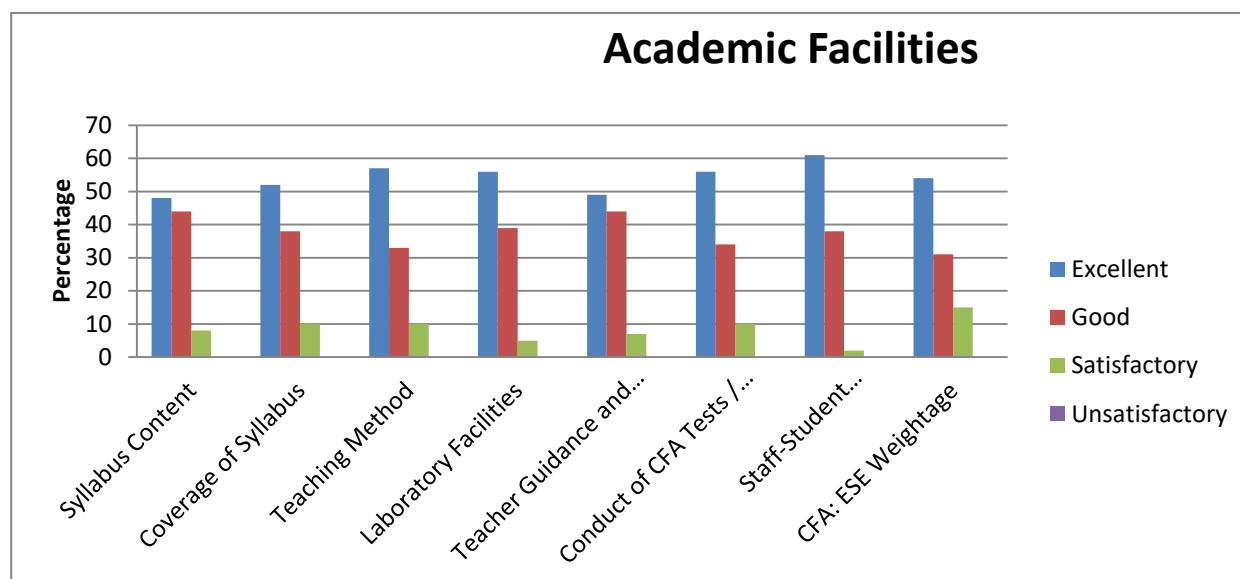
Extension activities(Percentage)		
	Outreach Activities	Participation in Extension Activities
Excellent	52	46
Good	43	43
Satisfactory	5	11
Unsatisfactory	0	0



Overall observation(Percentage)					
	Programme of your Study	Facilities Made Available	Administration Support Given	Extra-Curricular Activities Provided	Examination System
Excellent	51	59	46	39	36
Good	33	38	49	57	59
Satisfactory	16	3	5	3	5
Unsatisfactory	0	0	0	0	0

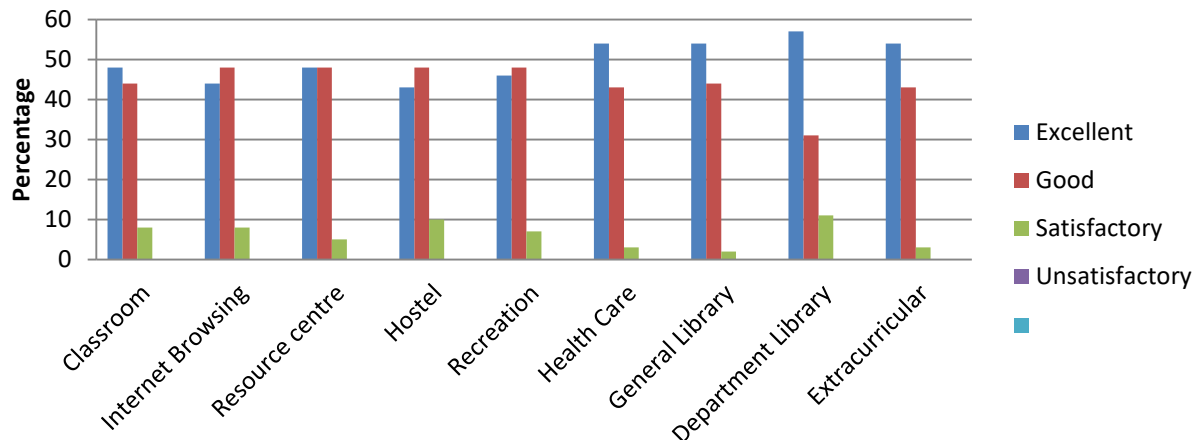
1.4.1 Students Feedback Form (Education – year wise from (2017-2018))

Total Number of Students : 161



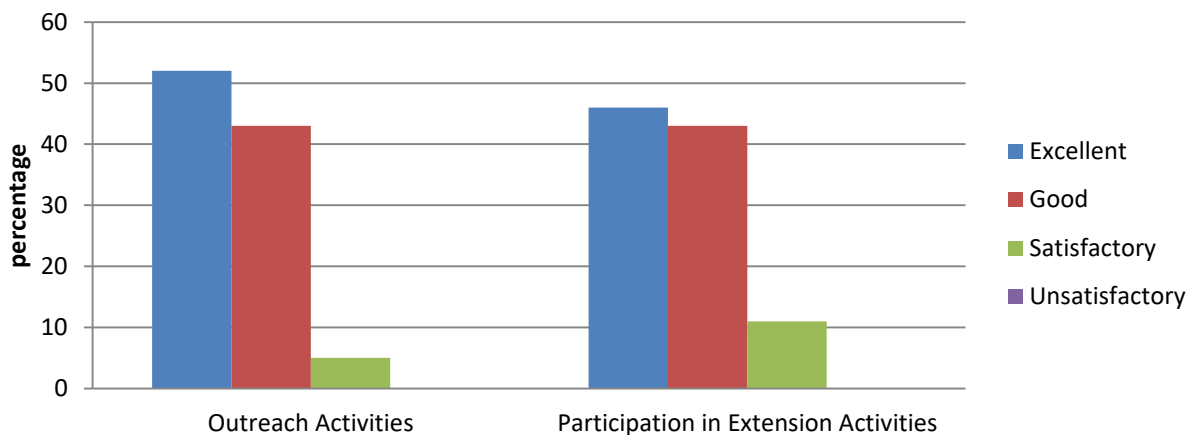
Academic Facilities(Percentage)								
	Syllabus Content	Coverage of Syllabus	Teaching Method	Laboratory Facilities	Teacher Guidance and Counselling	Conduct of CFA Tests / ESE	Staff-Student Relationship	CFA: ESE Weightage
Excellent	42	58	55	52	47	57	58	56
Good	54	35	33	37	43	35	36	36
Satisfactory	4	7	12	11	10	9	6	8
Unsatisfactory	0	0	0	0	0	0	0	0

Campus Facilities



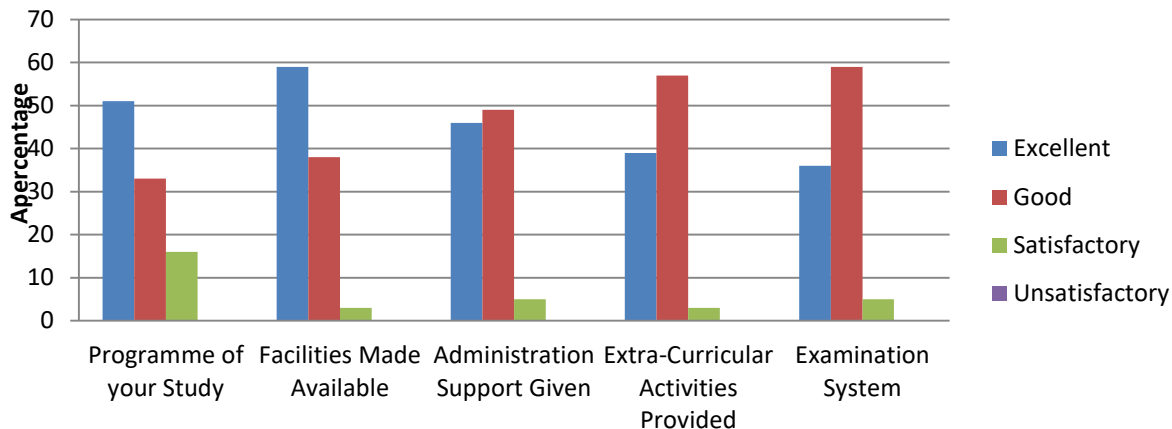
Campus Facilities(Percentage)									
	Classro om	Internet Browsing	Resource centre	Ho ste l	Recreati on	Health Care	General Library	Department Library	Extracurri cular
Excellent	50	51	57	47	50	57	48	50	55
Good	43	45	39	48	39	34	49	40	43
Satisfacto ry	6	4	4	5	11	9	3	10	2
Unsatisfac tory	0	0	0	0	0	0	0	0	0

Extension activities



Extension activities(Percentage)		
	Outreach Activities	Participation in Extension Activities
Excellent	56	49
Good	41	39
Satisfactory	3	12
Unsatisfactory	0	0

Overall observation



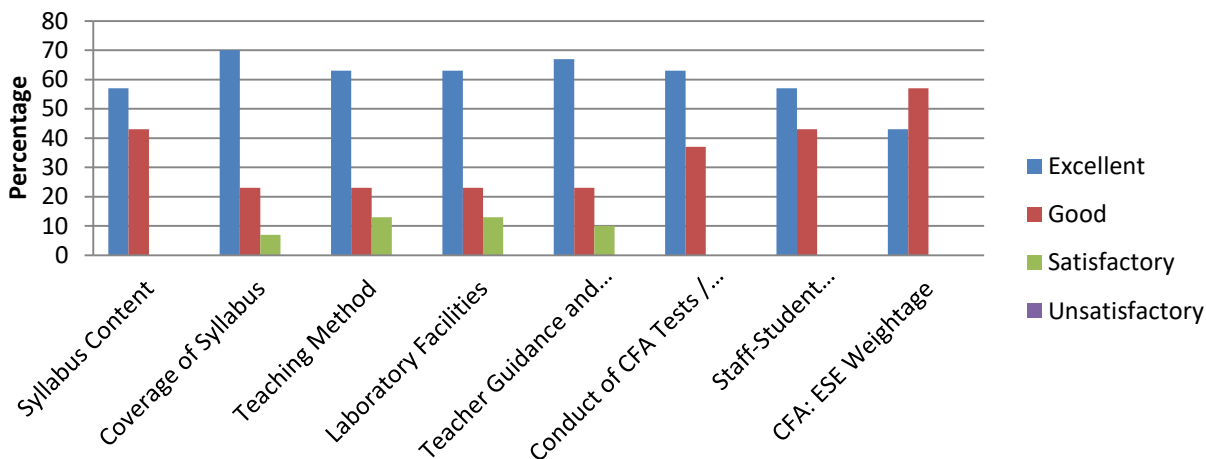
Overall observation(Percentage)

	Programme of your Study	Facilities Made Available	Administration Support Given	Extra-Curricular Activities Provided	Examination System
Excellent	52	64	59	42	36
Good	33	32	37	56	60
Satisfactory	15	4	4	2	4
Unsatisfactory	0	0	0	0	0

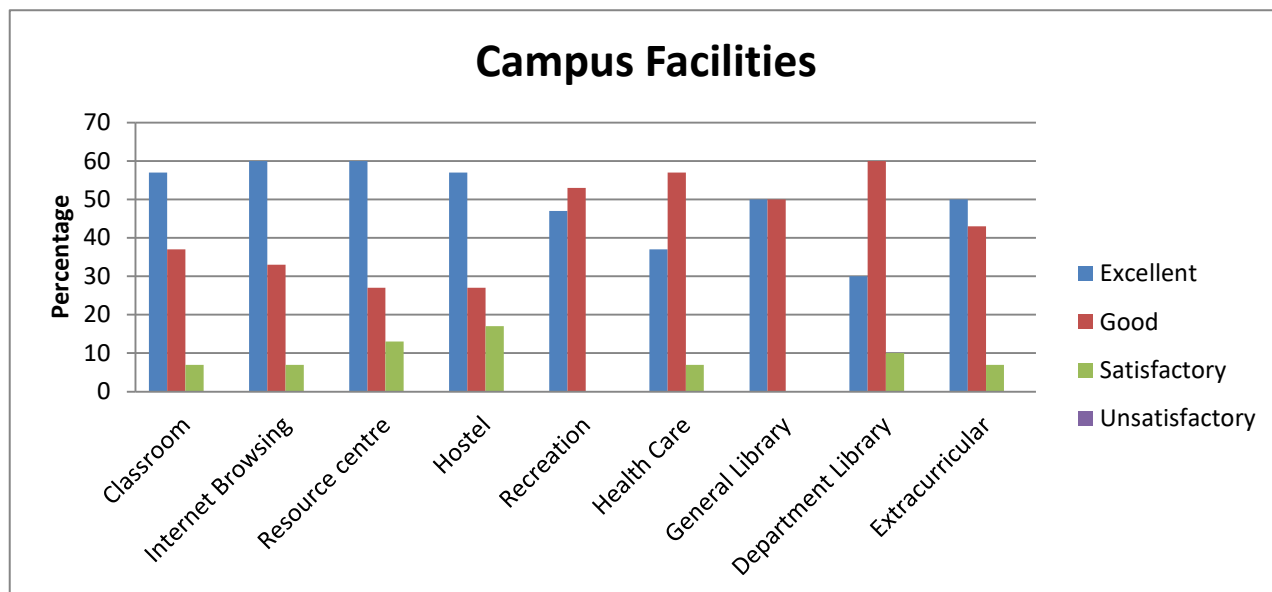
1.4.1 Students Feedback Form (Energy Science – year wise from (2017-2018))

Total Number of Students : 30

Academic Facilities

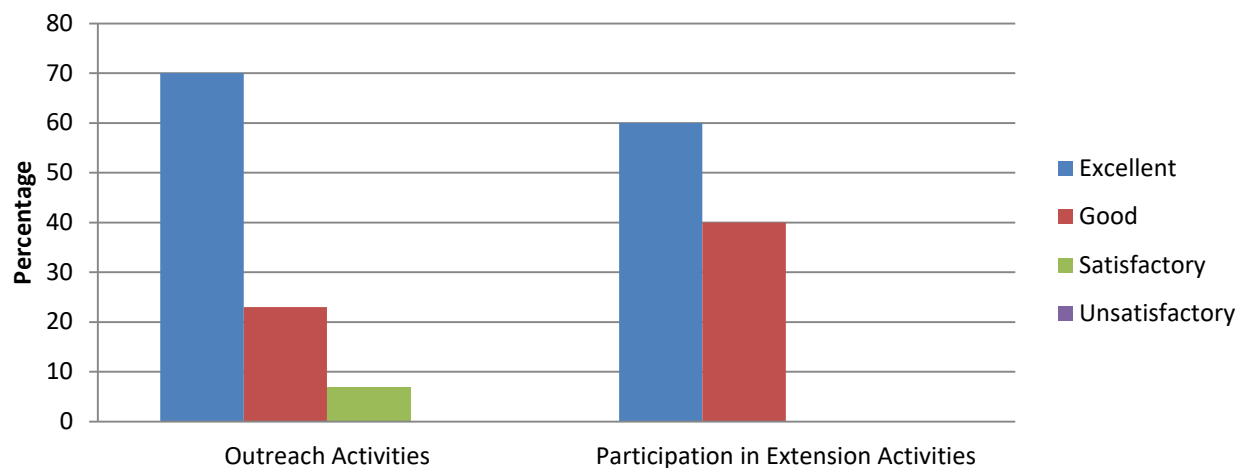


Academic Facilities(Percentage)								
	Syllabus Content	Coverage of Syllabus	Teaching Method	Laboratory Facilities	Teacher Guidance and Counselling	Conduct of CFA Tests / ESE	Staff-Student Relationship	CFA: ESE Weightage
Excellent	57	70	63	63	67	63	57	43
Good	43	23	23	23	23	37	43	57
Satisfactory	0	7	13	13	10	0	0	0
Unsatisfactory	0	0	0	0	0	0	0	0



Campus Facilities(Percentage)									
	Classroom	Internet Browsing	Resource centre	Hostel	Recreation	Health Care	General Library	Department Library	Extracurricular
Excellent	57	60	60	57	47	37	50	30	50
Good	37	33	27	27	53	57	50	60	43
Satisfactory	7	7	13	17	0	7	0	10	7
Unsatisfactory	0	0	0	0	0	0	0	0	0

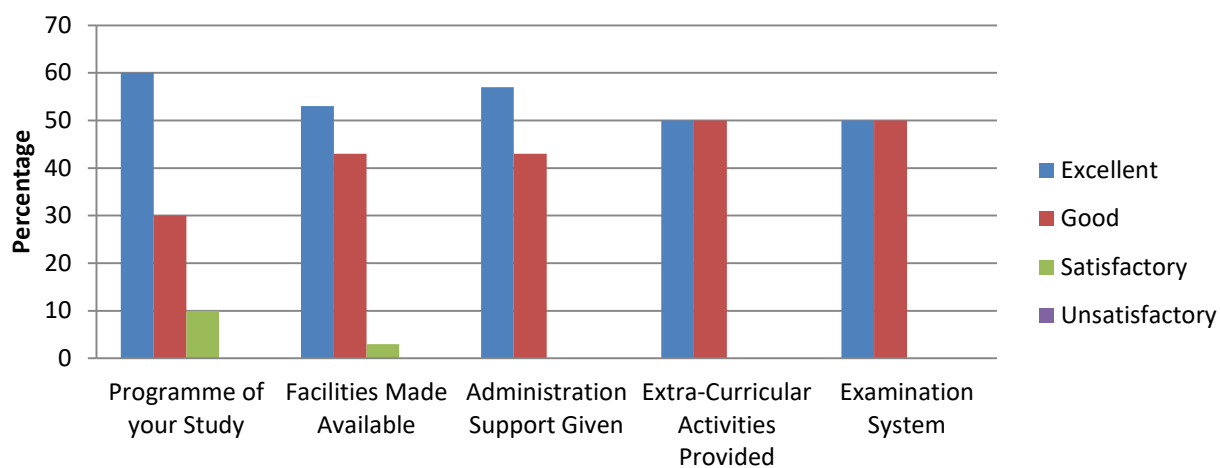
Extension activities



Extension activities(Percentage)

	Outreach Activities	Participation in Extension Activities
Excellent	70	60
Good	23	40
Satisfactory	7	0
Unsatisfactory	0	0

Overall observation

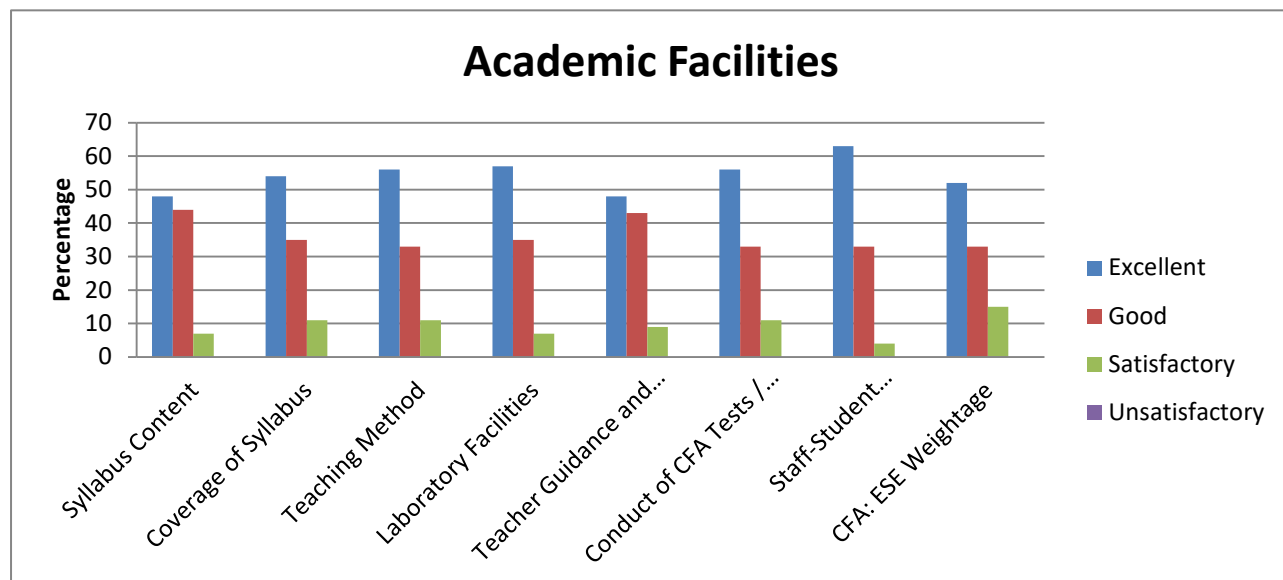


Overall observation(Percentage)

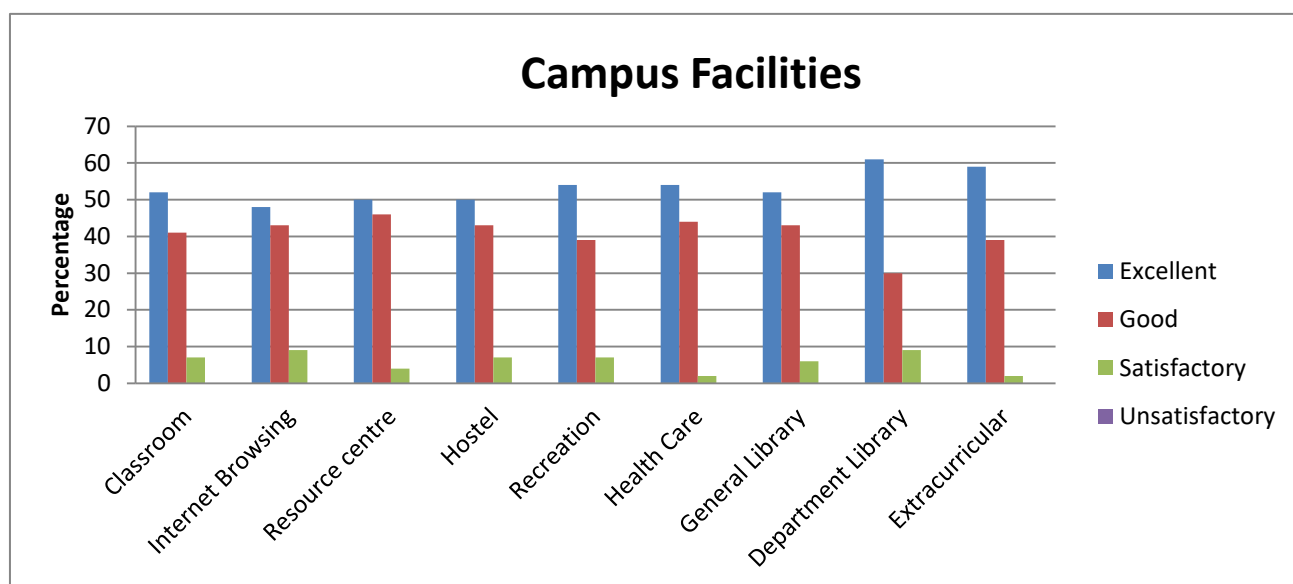
	Programme of your Study	Facilities Made Available	Administration Support Given	Extra-Curricular Activities Provided	Examination System
Excellent	60	53	57	50	50
Good	30	43	43	50	50
Satisfactory	10	3	0	0	0
Unsatisfactory	0	0	0	0	0

1.4.1 Students Feedback Form (English – year wise from (2017-2018))

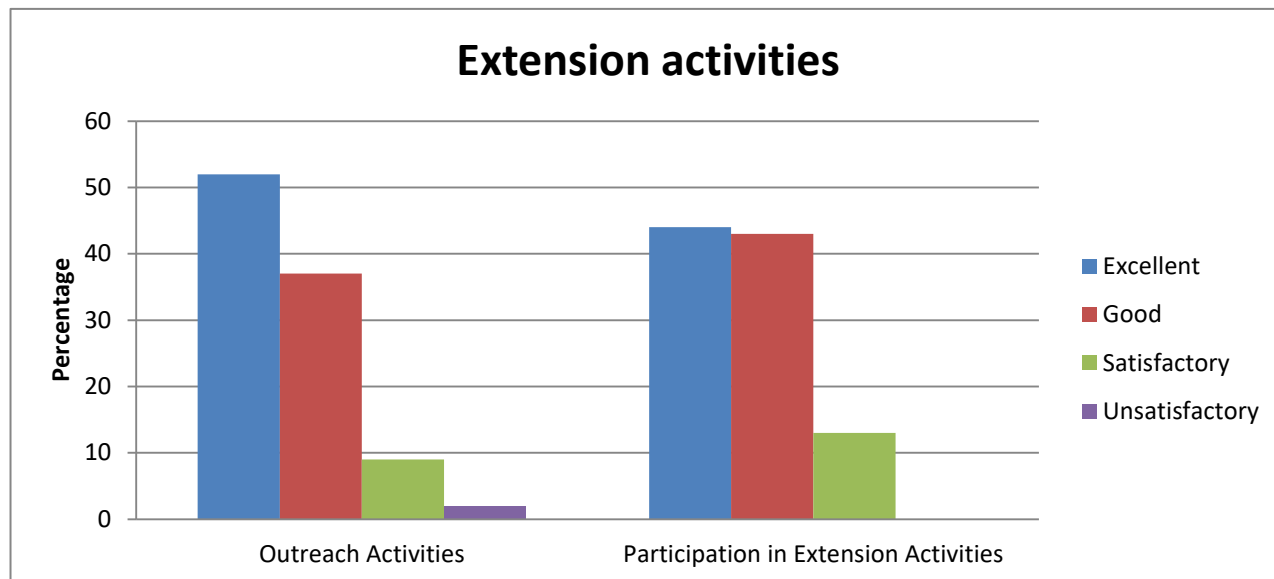
Total Number of Students : 54



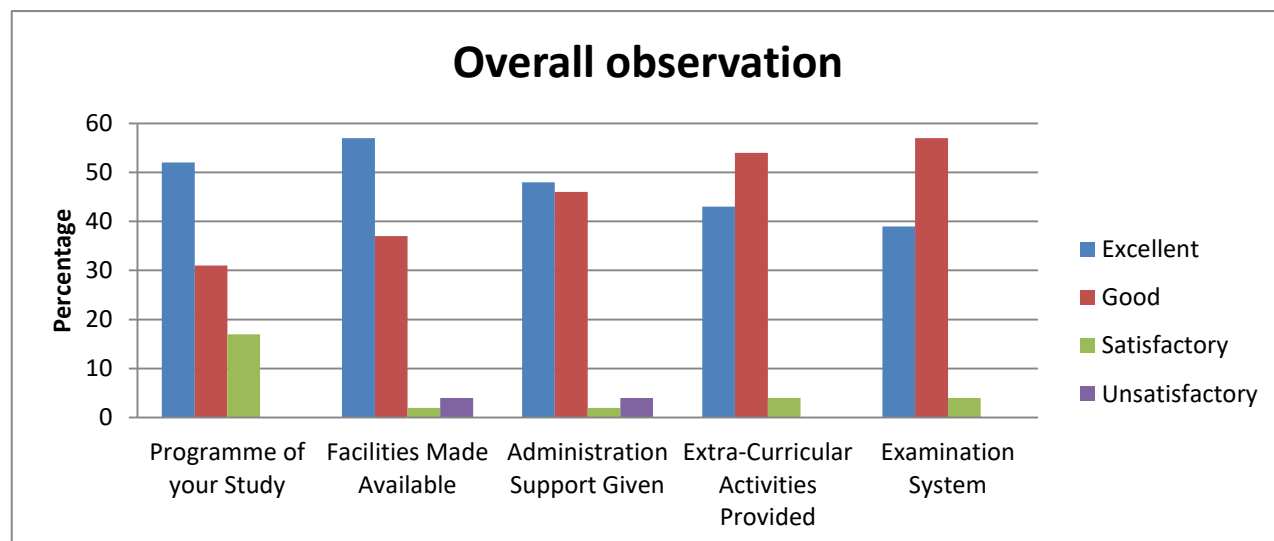
Academic Facilities(Percentage)								
	Syllabus Content	Coverage of Syllabus	Teaching Method	Laboratory Facilities	Teacher Guidance and Counselling	Conduct of CFA Tests / ESE	Staff-Student Relationship	CFA: ESE Weightage
Excellent	48	54	56	57	48	56	63	52
Good	44	35	33	35	43	33	33	33
Satisfactory	7	11	11	7	9	11	4	15
Unsatisfactory	0	0	0	0	0	0	0	0



Campus Facilities(Percentage)									
	Classro om	Internet Browsing	Resource centre	Hos tel	Recrea tion	Health Care	General Library	Department Library	Extracurri cular
Excellent	52	48	50	50	54	54	52	61	59
Good	41	43	46	43	39	44	43	30	39
Satisfacto ry	7	9	4	7	7	2	6	9	2
Unsatisfactory	0	0	0	0	0	0	0	0	0



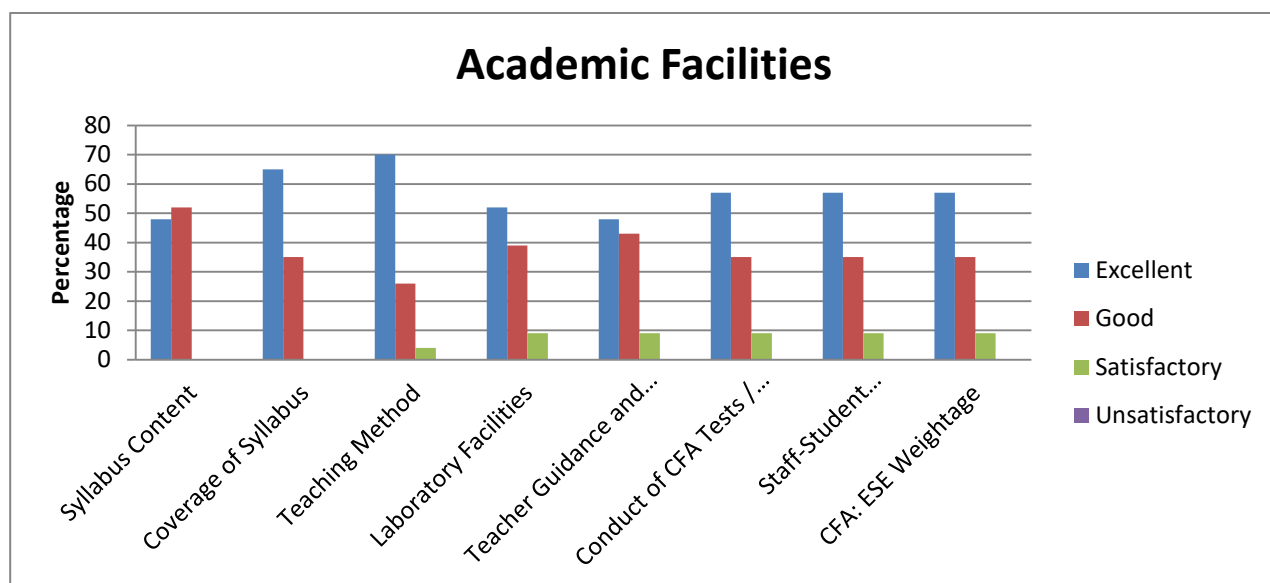
Extension activities(Percentage)		
	Outreach Activities	Participation in Extension Activities
Excellent	52	44
Good	37	43
Satisfactory	9	13
Unsatisfactory	2	0



Overall observation(Percentage)					
	Programme of your Study	Facilities Made Available	Administration Support Given	Extra-Curricular Activities Provided	Examination System
Excellent	52	57	48	43	39
Good	31	37	46	54	57
Satisfactory	17	2	2	4	4
Unsatisfactory	0	4	4	0	0

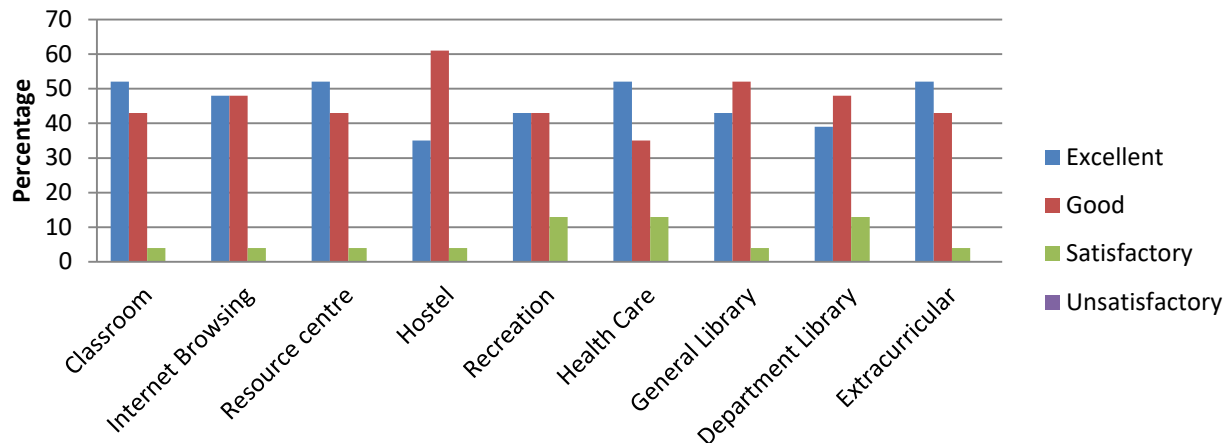
1.4.1 Students Feedback Form (Environmental Science – year wise from (2017-2018))

Total Number of Students : 23



Academic Facilities(Percentage)								
	Syllabus Content	Coverage of Syllabus	Teaching Method	Laboratory Facilities	Teacher Guidance and Counselling	Conduct of CFA Tests / ESE	Staff-Student Relationship	CFA: ESE Weightage
Excellent	48	65	70	52	48	57	57	57
Good	52	35	26	39	43	35	35	35
Satisfactory	0	0	4	9	9	9	9	9
Unsatisfactory	0	0	0	0	0	0	0	0

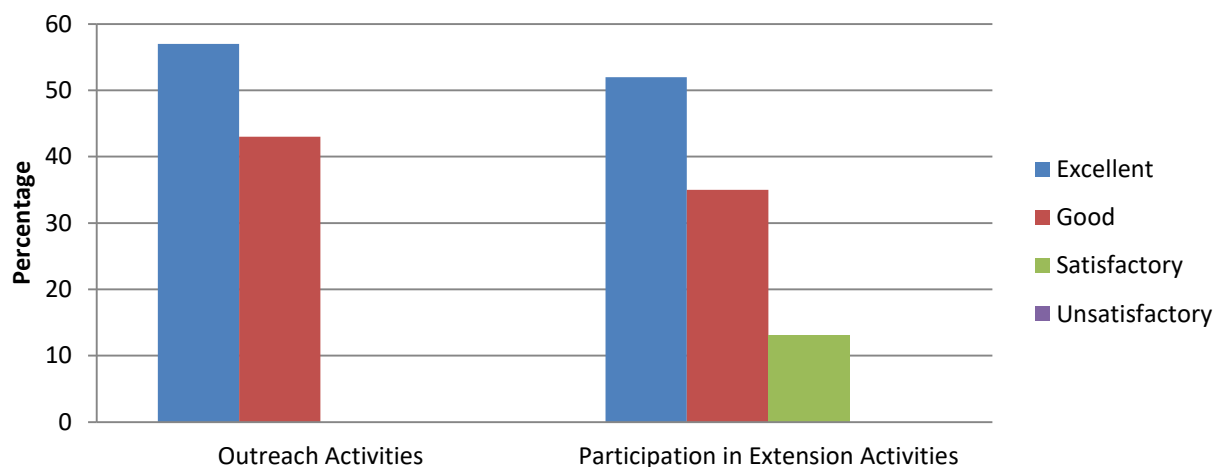
Campus Facilities



Campus Facilities(Percentage)

	Classroom	Internet Browsing	Resource centre	Hostel	Recreation	Health Care	General Library	Department Library	Extracurricular
Excellent	52	48	52	35	43	52	43	39	52
Good	43	48	43	61	43	35	52	48	43
Satisfactory	4	4	4	4	13	13	4	13	4
Unsatisfactory	0	0	0	0	0	0	0	0	0

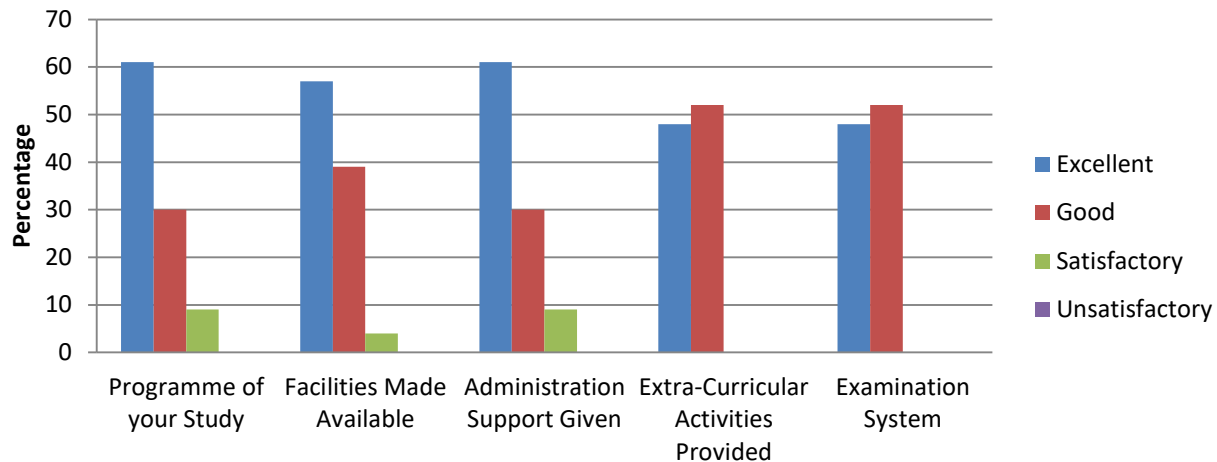
Extension activities



Extension activities(Percentage)

	Outreach Activities	Participation in Extension Activities
Excellent	57	52
Good	43	35
Satisfactory	0	13
Unsatisfactory	0	0

Overall observation



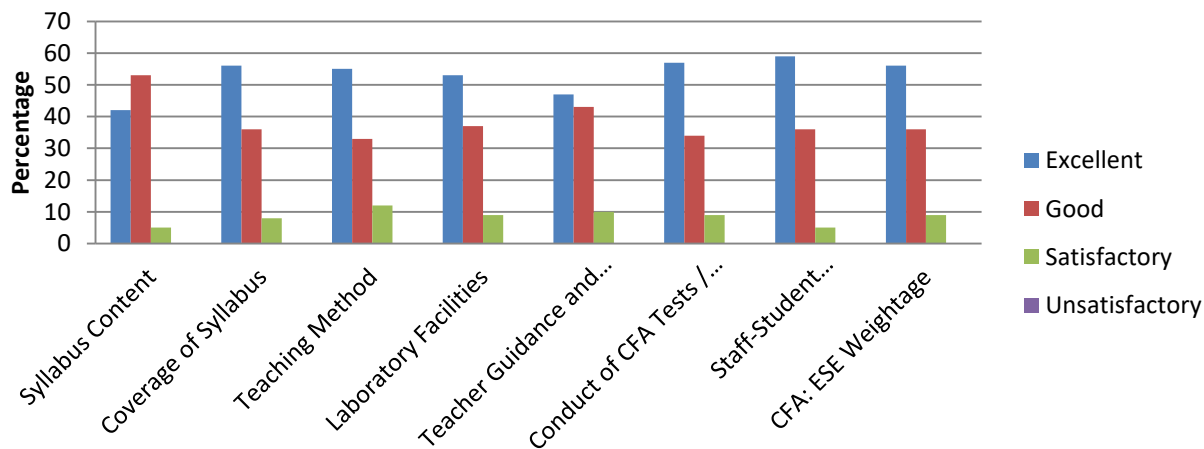
Overall observation(Percentage)

	Programme of your Study	Facilities Made Available	Administration Support Given	Extra-Curricular Activities Provided	Examination System
Excellent	61	57	61	48	48
Good	30	39	30	52	52
Satisfactory	9	4	9	0	0
Unsatisfactory	0	0	0	0	0

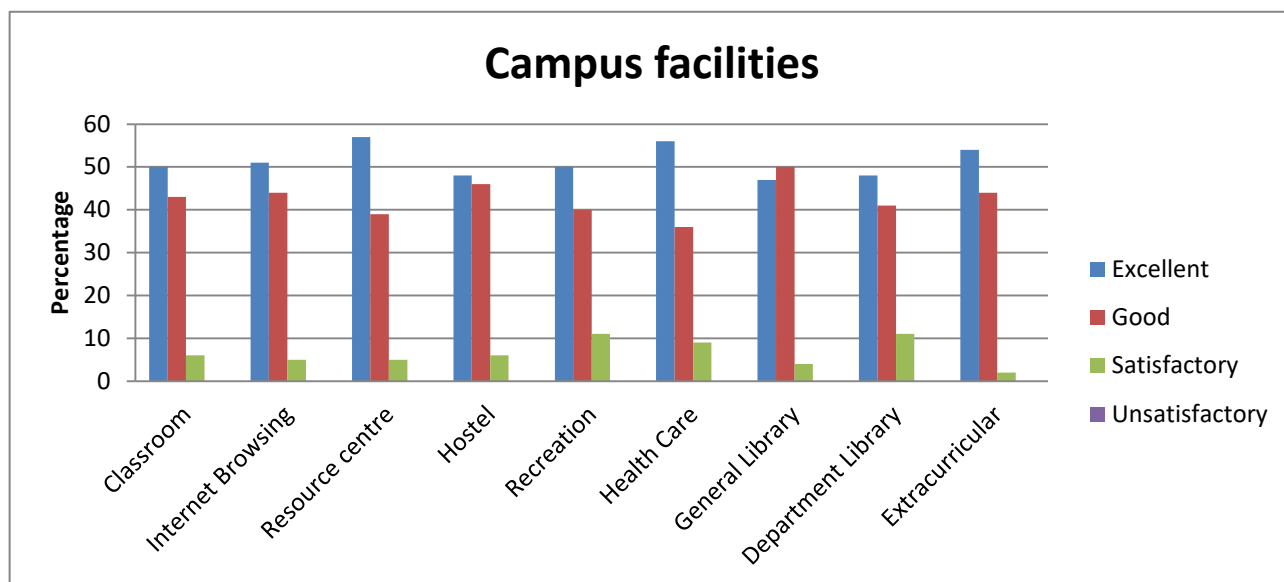
1.4.1 Students Feedback Form (Food Science and Nutrition – year wise from (2017-2018))

Total Number of Students : 129

Academic facilities

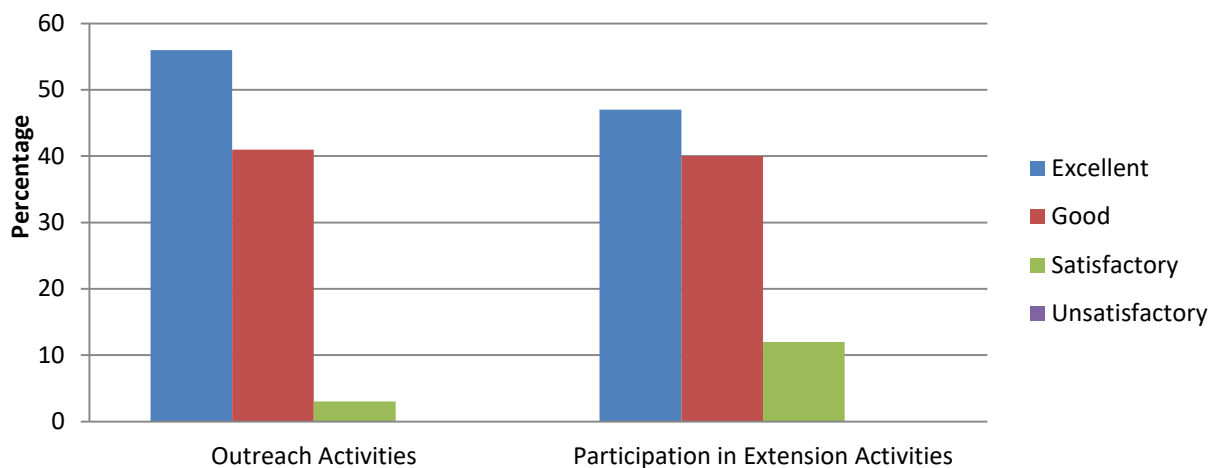


Academic Facilities(Percentage)								
	Syllabus Content	Coverage of Syllabus	Teaching Method	Laboratory Facilities	Teacher Guidance and Counselling	Conduct of CFA Tests / ESE	Staff-Student Relationship	CFA: ESE Weightage
Excellent	42	56	55	53	47	57	59	56
Good	53	36	33	37	43	34	36	36
Satisfactory	5	8	12	9	10	9	5	9
Unsatisfactory	0	0	0	0	0	0	0	0



Campus Facilities(Percentage)									
	Classroom	Internet Browsing	Resource centre	Hostel	Recreation	Health Care	General Library	Department Library	Extracurricular
Excellent	50	51	57	48	50	56	47	48	54
Good	43	44	39	46	40	36	50	41	44
Satisfactory	6	5	5	6	11	9	4	11	2
Unsatisfactory	0	0	0	0	0	0	0	0	0

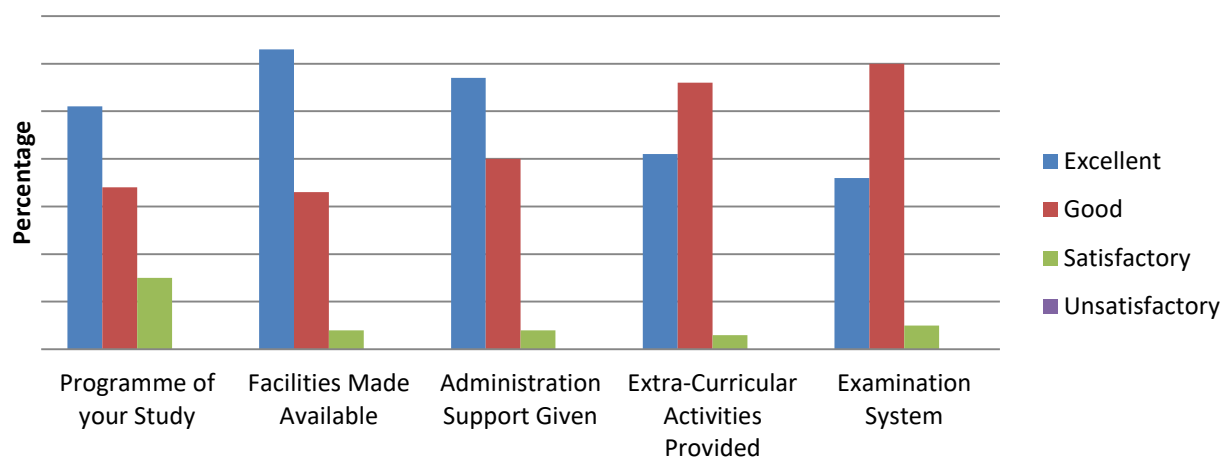
Extension Activities



Extension activities(Percentage)

	Outreach Activities	Participation in Extension Activities
Excellent	56	47
Good	41	40
Satisfactory	3	12
Unsatisfactory	0	0

Overall observation

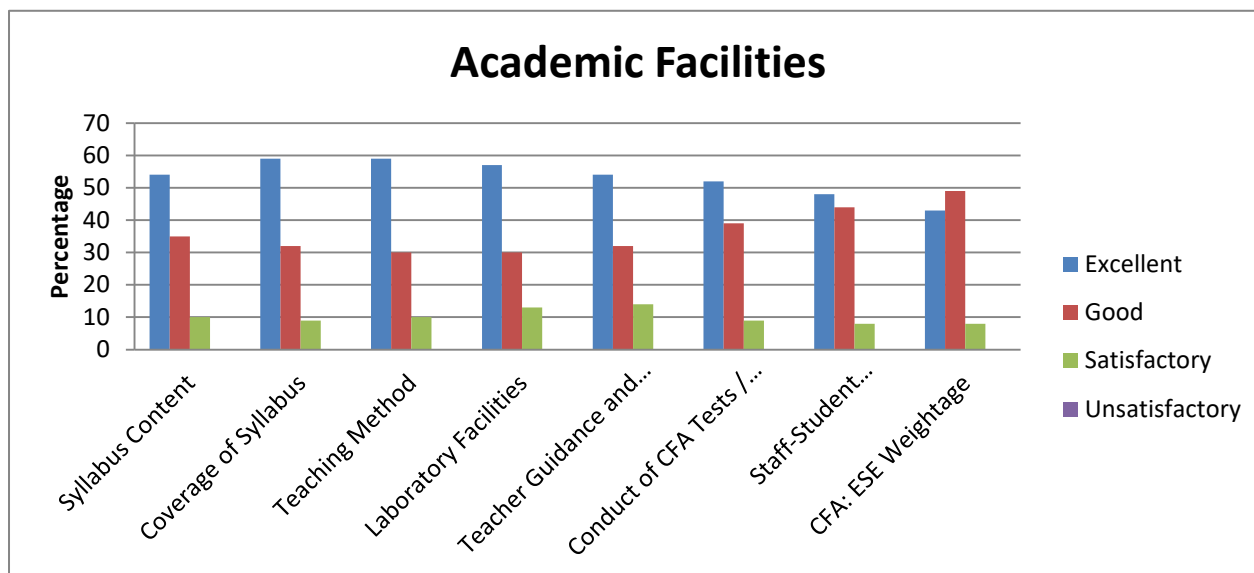


Overall observation(Percentage)

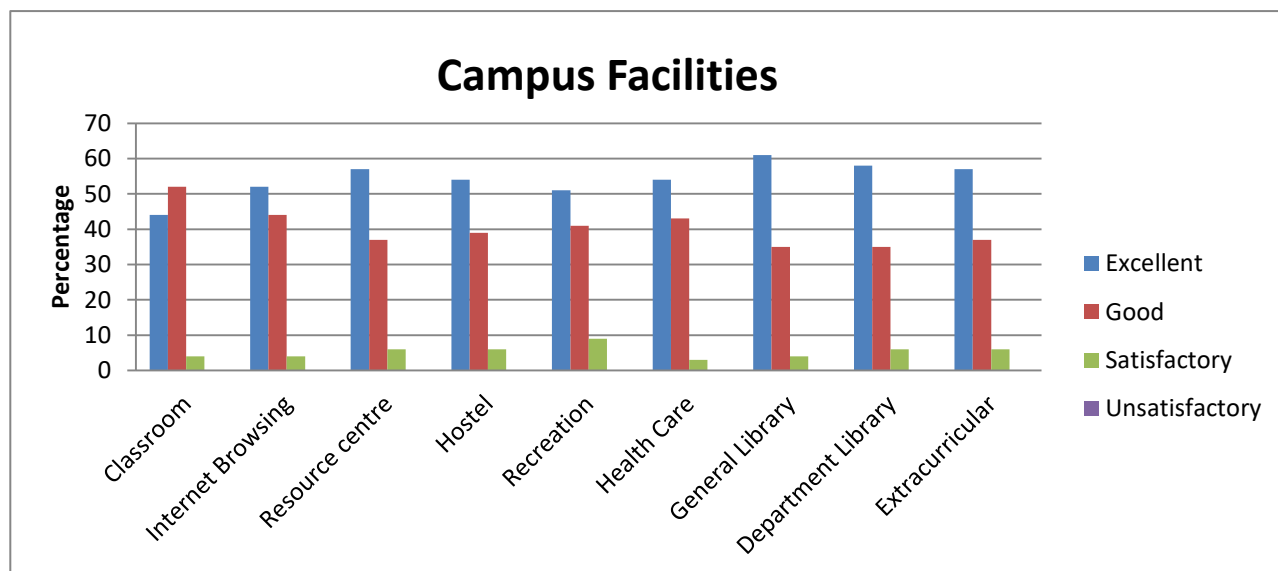
	Programme of your Study	Facilities Made Available	Administration Support Given	Extra-Curricular Activities Provided	Examination System
Excellent	51	63	57	41	36
Good	34	33	40	56	60
Satisfactory	15	4	4	3	5
Unsatisfactory	0	0	0	0	0

1.4.1 Students Feedback Form (Geology – year wise from (2017-2018))

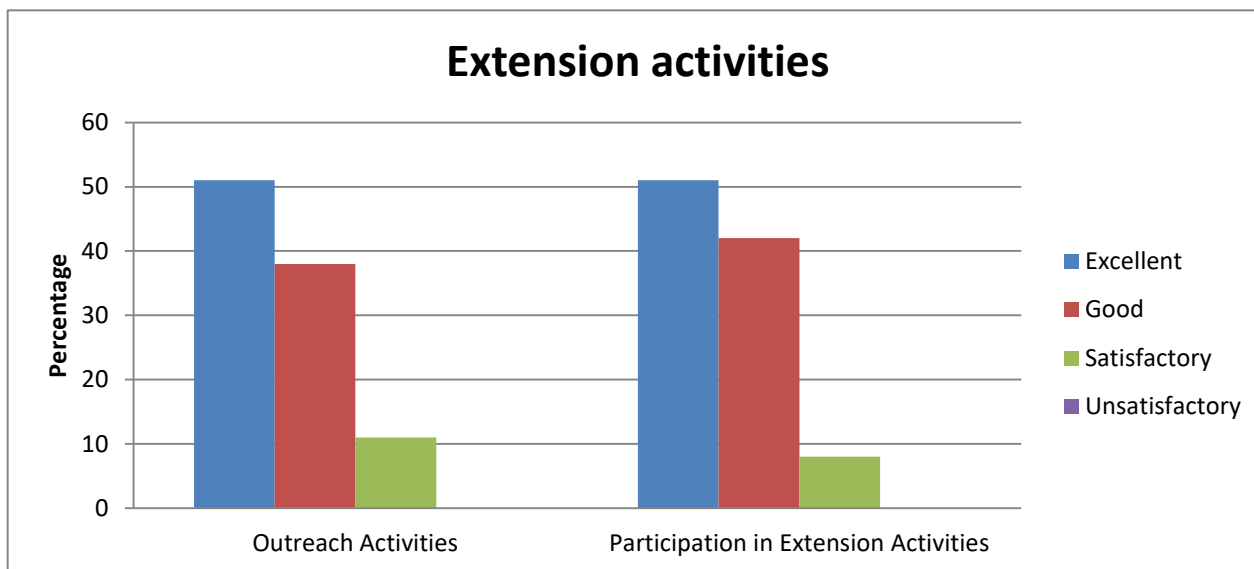
Total Number of Students : 79



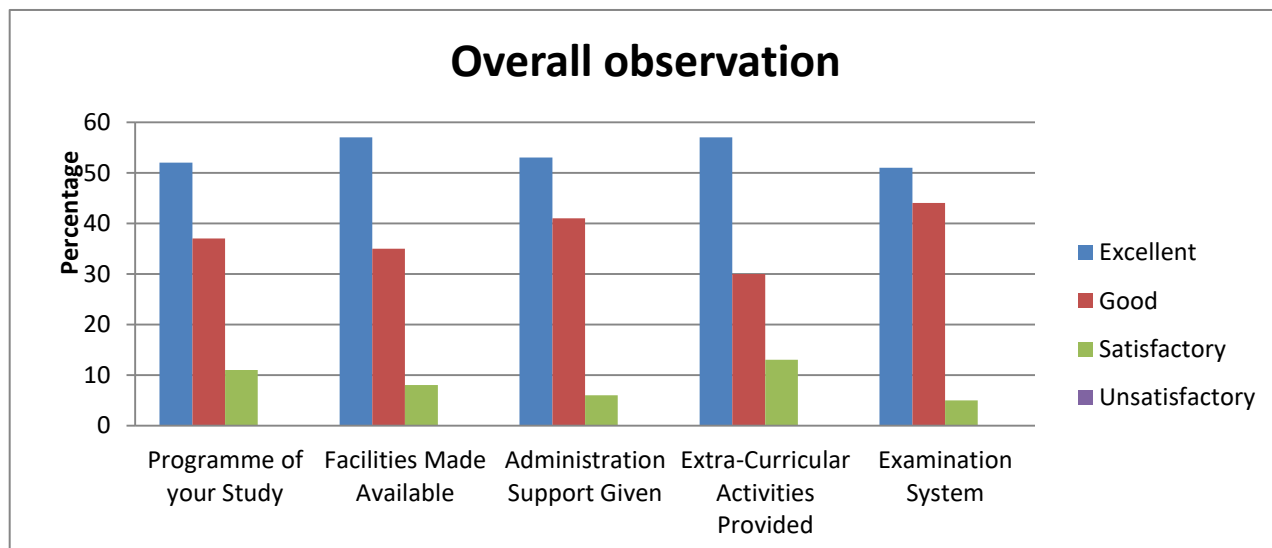
Academic Facilities(Percentage)								
	Syllabus Content	Coverage of Syllabus	Teaching Method	Laboratory Facilities	Teacher Guidance and Counselling	Conduct of CFA Tests / ESE	Staff-Student Relationship	CFA: ESE Weightage
Excellent	54	59	59	57	54	52	48	43
Good	35	32	30	30	32	39	44	49
Satisfactory	10	9	10	13	14	9	8	8
Unsatisfactory	0	0	0	0	0	0	0	0



Campus Facilities(Percentage)									
	Classroom	Internet Browsing	Resource centre	Hostel	Recreation	Health Care	General Library	Department Library	Extracurricular
Excellent	44	52	57	54	51	54	61	58	57
Good	52	44	37	39	41	43	35	35	37
Satisfactory	4	4	6	6	9	3	4	6	6
Unsatisfactory	0	0	0	0	0	0	0	0	0



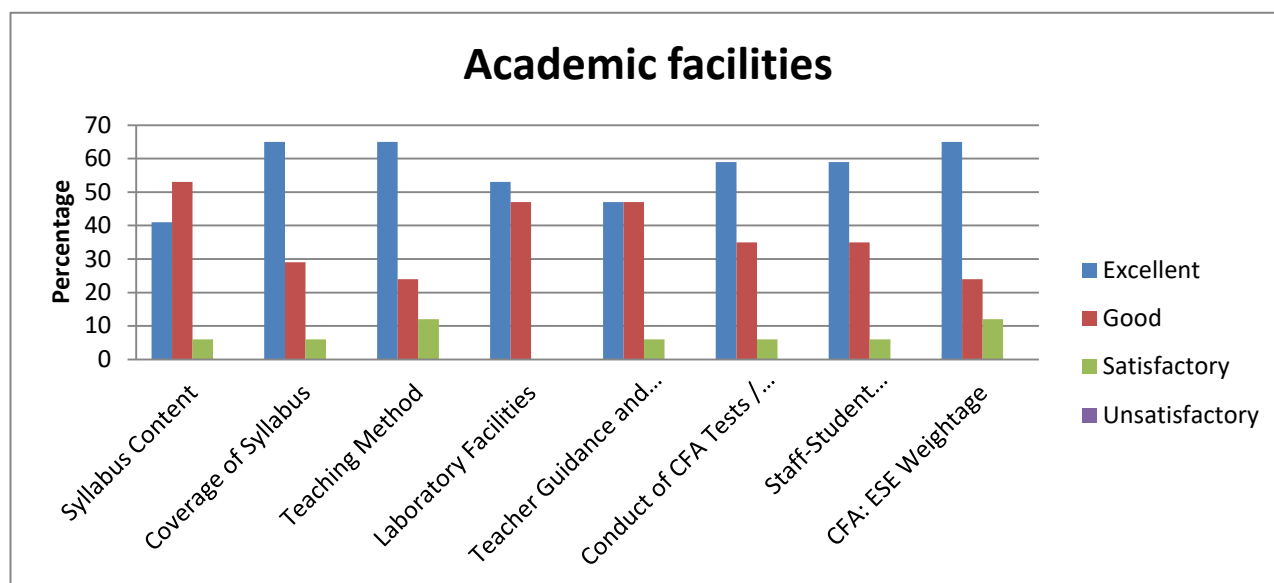
Extension activities(Percentage)		
	Outreach Activities	Participation in Extension Activities
Excellent	51	51
Good	38	42
Satisfactory	11	8
Unsatisfactory	0	0



Overall observation(Percentage)					
	Programme of your Study	Facilities Made Available	Administration Support Given	Extra-Curricular Activities Provided	Examination System
Excellent	52	57	53	57	51
Good	37	35	41	30	44
Satisfactory	11	8	6	13	5
Unsatisfactory	0	0	0	0	0

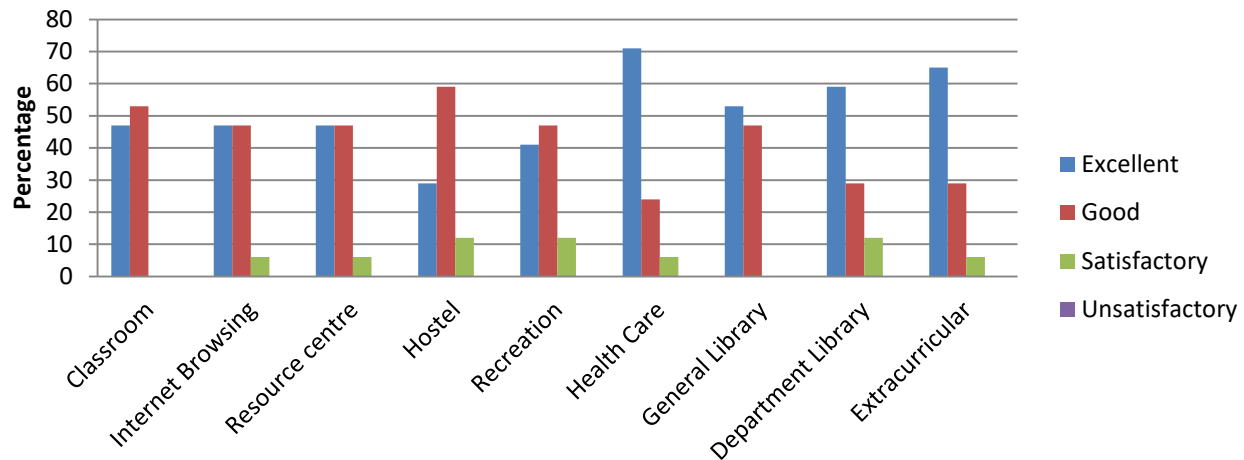
1.4.1 Students Feedback Form (History – year wise from (2017-2018))

Total Number of Students : 17



Academic Facilities(Percentage)								
	Syllabus Content	Coverage of Syllabus	Teaching Method	Laboratory Facilities	Teacher Guidance and Counselling	Conduct of CFA Tests / ESE	Staff-Student Relationship	CFA: ESE Weightage
Excellent	41	65	65	53	47	59	59	65
Good	53	29	24	47	47	35	35	24
Satisfactory	6	6	12	0	6	6	6	12
Unsatisfactory	0	0	0	0	0	0	0	0

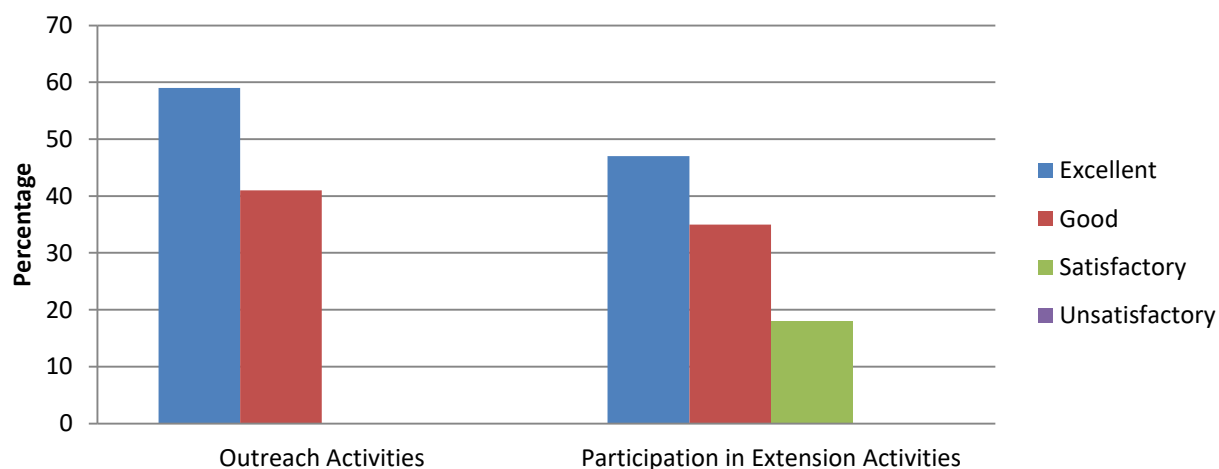
Campus Facilities



Campus Facilities(Percentage)

	Classroom	Internet Browsing	Resource centre	Hostel	Recreation	Health Care	General Library	Department Library	Extracurricular
Excellent	47	47	47	29	41	71	53	59	65
Good	53	47	47	59	47	24	47	29	29
Satisfactory	0	6	6	12	12	6	0	12	6
Unsatisfactory	0	0	0	0	0	0	0	0	0

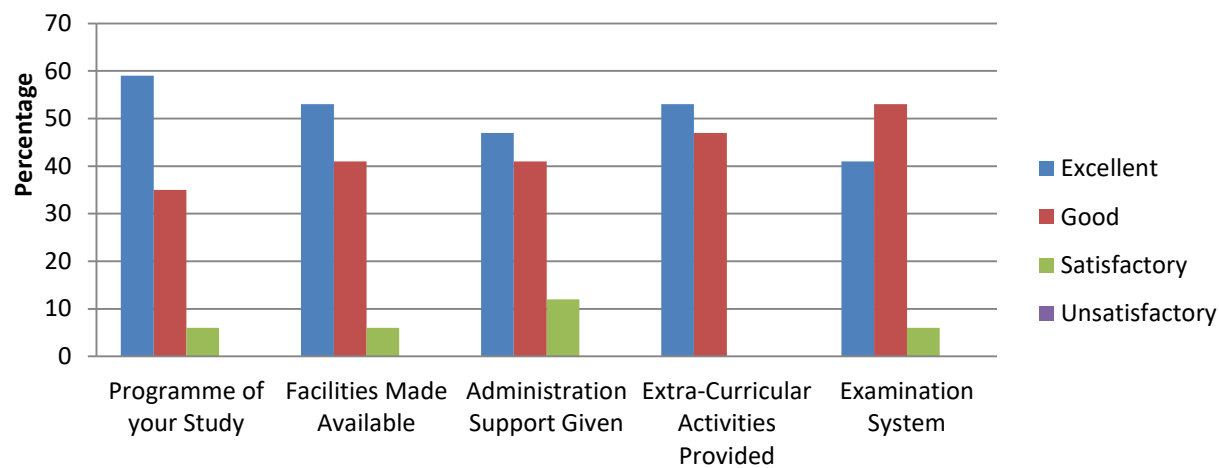
Extension activities



Extension activities(Percentage)

	Outreach Activities	Participation in Extension Activities
Excellent	59	47
Good	41	35
Satisfactory	0	18
Unsatisfactory	0	0

Overall observation



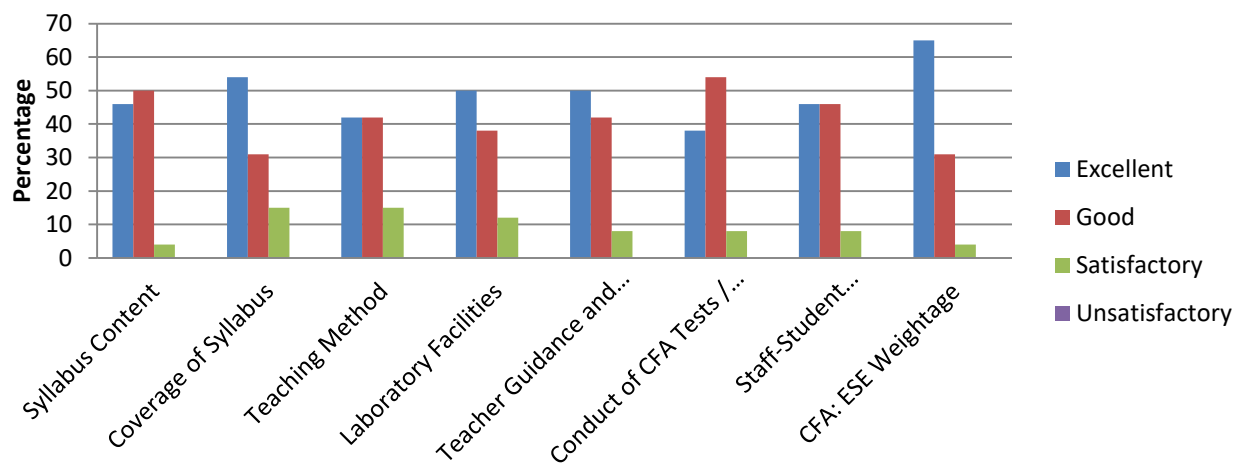
Overall observation(Percentage)

	Programme of your Study	Facilities Made Available	Administration Support Given	Extra-Curricular Activities Provided	Examination System
Excellent	59	53	47	53	41
Good	35	41	41	47	53
Satisfactory	6	6	12	0	6
Unsatisfactory	0	0	0	0	0

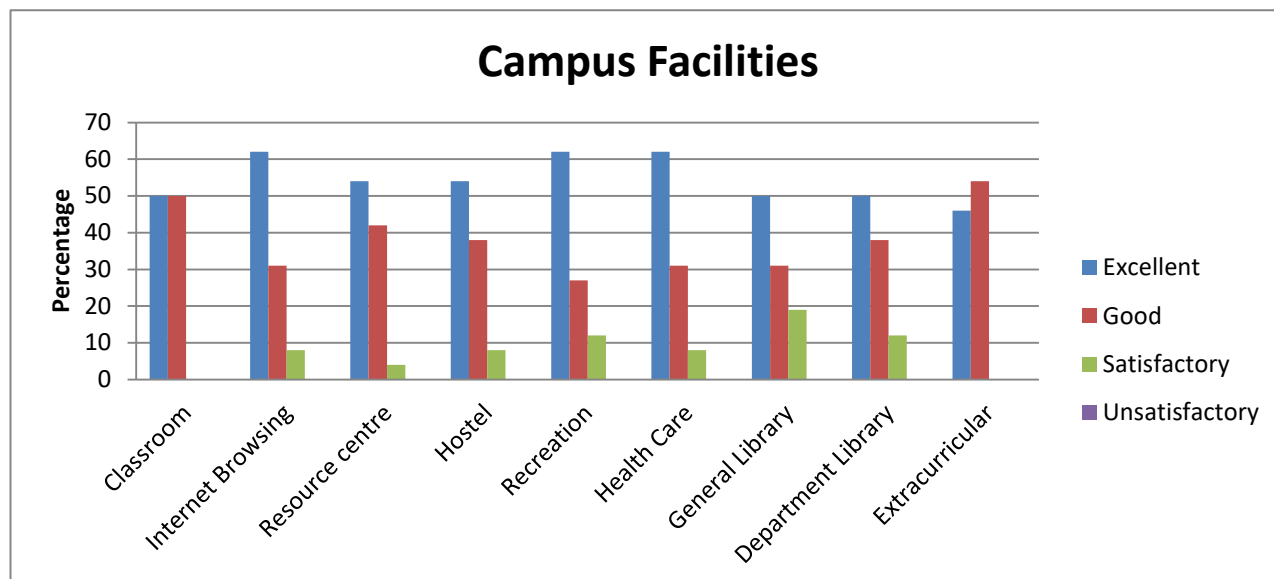
1.4.1 Students Feedback Form (Journalism and Mass Communication – year wise from (2017-2018))

Total Number of Students : 26

Academic Facilities

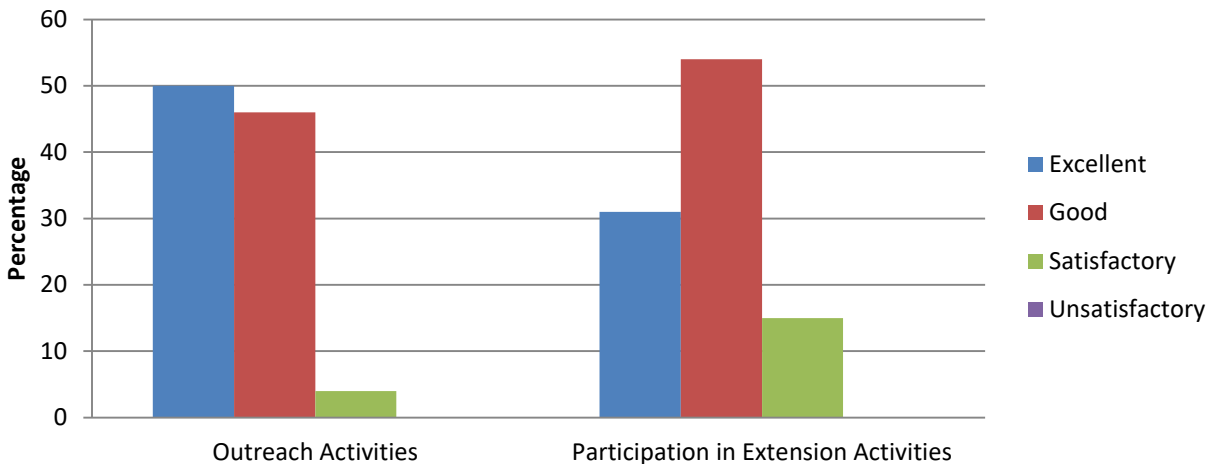


Academic Facilities(Percentage)								
	Syllabus Content	Coverage of Syllabus	Teaching Method	Laboratory Facilities	Teacher Guidance and Counselling	Conduct of CFA Tests / ESE	Staff-Student Relationship	CFA: ESE Weightage
Excellent	46	54	42	50	50	38	46	65
Good	50	31	42	38	42	54	46	31
Satisfactory	4	15	15	12	8	8	8	4
Unsatisfactory	0	0	0	0	0	0	0	0



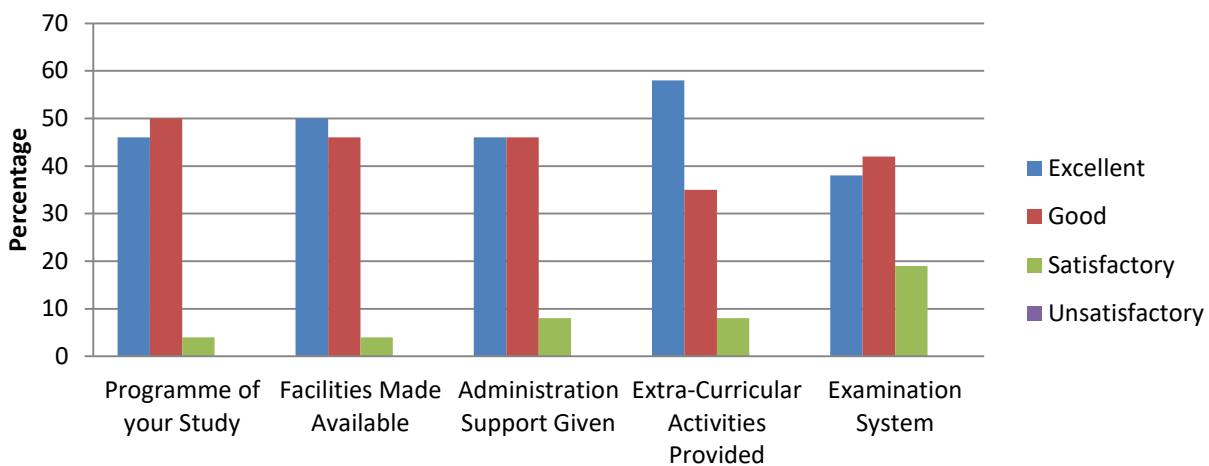
Campus Facilities(Percentage)									
	Classroom	Internet Browsing	Resource centre	Hostel	Recreation	Health Care	General Library	Department Library	Extracurricular
Excellent	50	62	54	54	62	62	50	50	46
Good	50	31	42	38	27	31	31	38	54
Satisfactory	0	8	4	8	12	8	19	12	0
Unsatisfactory	0	0	0	0	0	0	0	0	0

Extension activities



Extension activities(Percentage)		
	Outreach Activities	Participation in Extension Activities
Excellent	50	31
Good	46	54
Satisfactory	4	15
Unsatisfactory	0	0

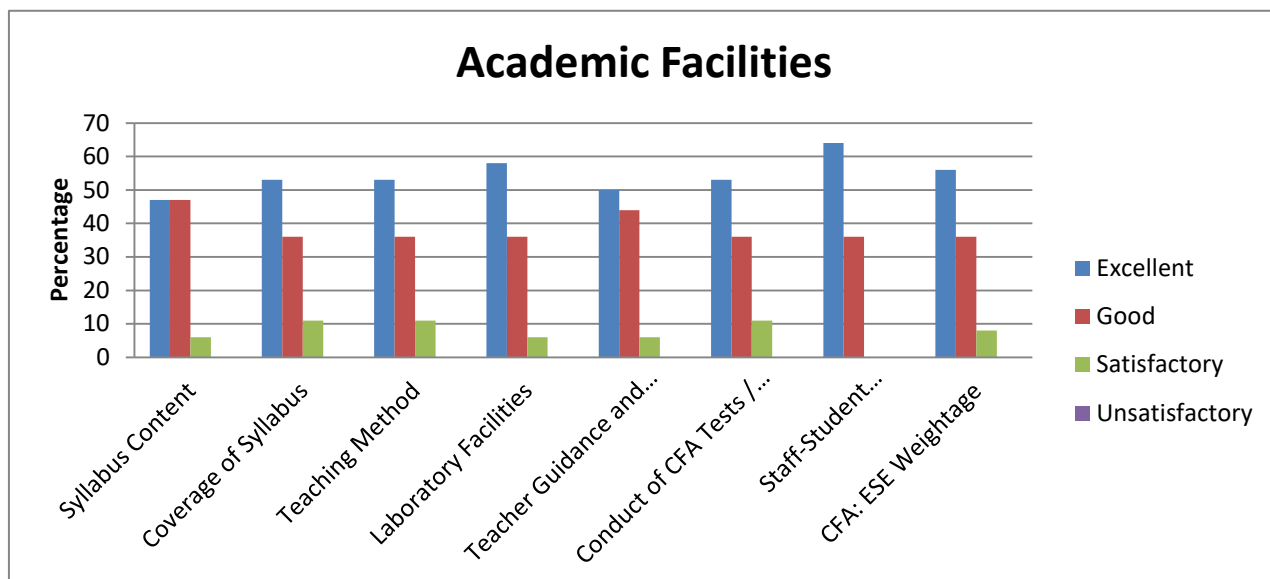
Overall observation



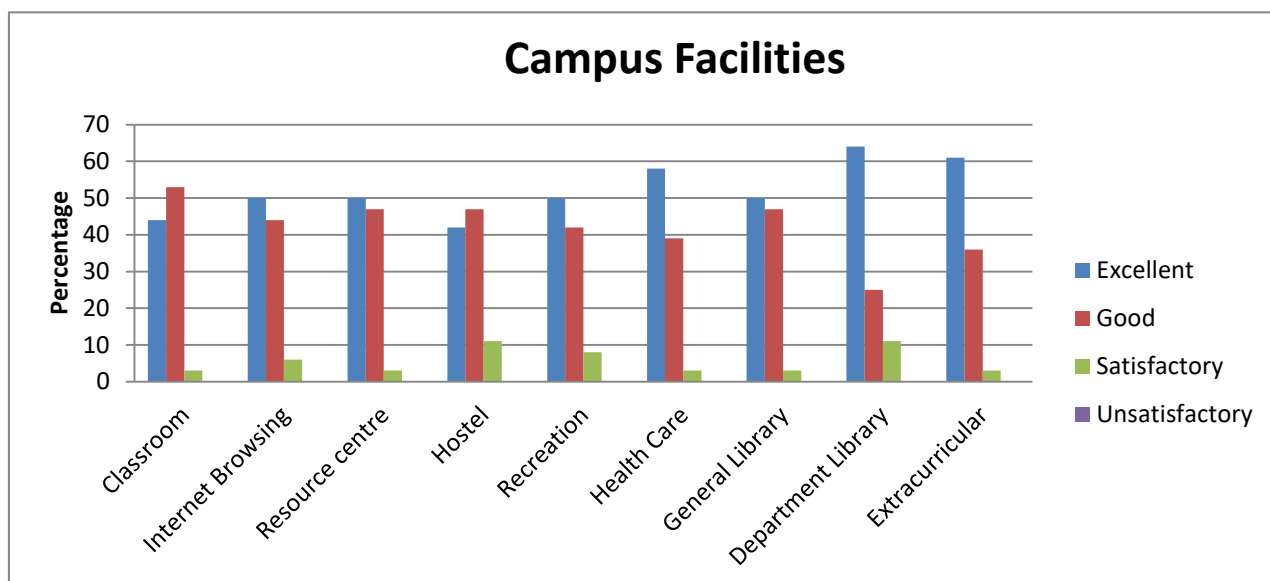
Overall observation(Percentage)					
	Programme of your Study	Facilities Made Available	Administration Support Given	Extra-Curricular Activities Provided	Examination System
Excellent	46	50	46	58	38
Good	50	46	46	35	42
Satisfactory	4	4	8	8	19
Unsatisfactory	0	0	0	0	0

1.4.1 Students Feedback Form (Library and Information Science – year wise from (2017-2018))

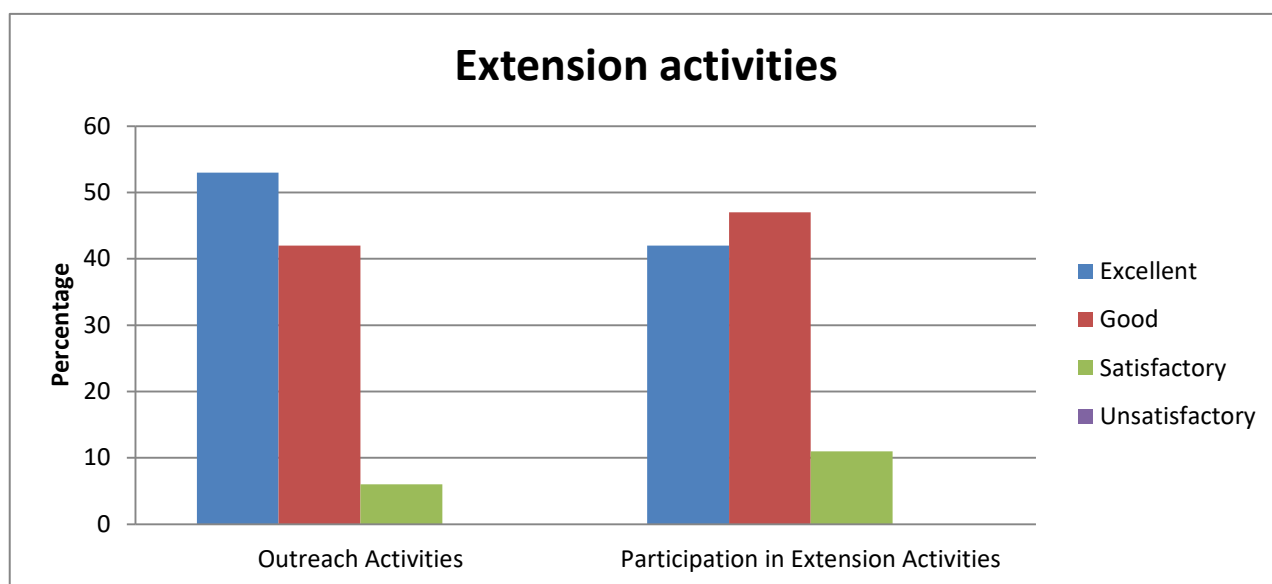
Total Number of Students : 36



Academic Facilities(Percentage)								
	Syllabus Content	Coverage of Syllabus	Teaching Method	Laboratory Facilities	Teacher Guidance and Counselling	Conduct of CFA Tests / ESE	Staff-Student Relationship	CFA: ESE Weightage
Excellent	47	53	53	58	50	53	64	56
Good	47	36	36	36	44	36	36	36
Satisfactory	6	11	11	6	6	11	0	8
Unsatisfactory	0	0	0	0	0	0	0	0

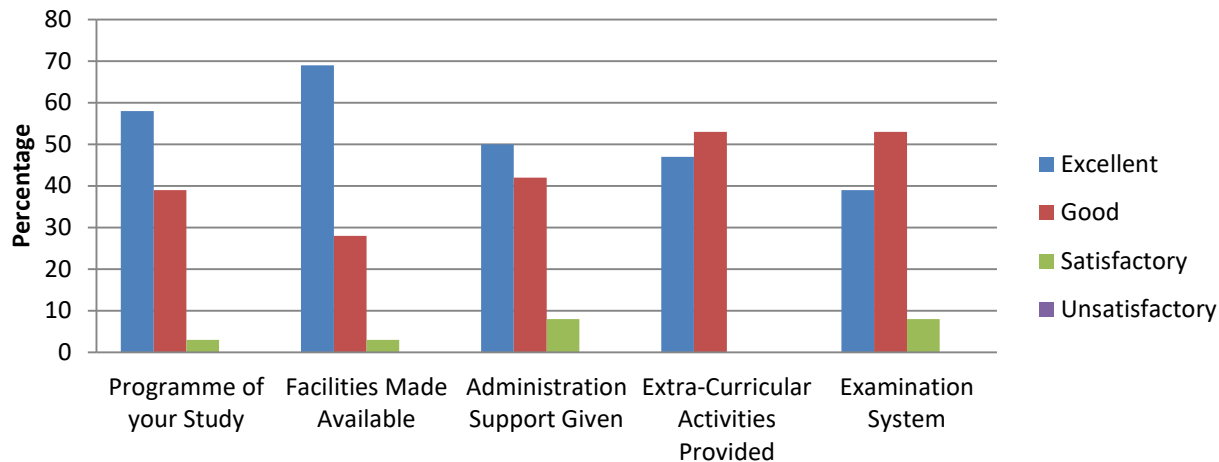


Campus Facilities(Percentage)									
	Classroom	Internet Browsing	Resource centre	Hostel	Recreation	Health Care	General Library	Department Library	Extracurricular
Excellent	44	50	50	42	50	58	50	64	61
Good	53	44	47	47	42	39	47	25	36
Satisfactory	3	6	3	11	8	3	3	11	3
Unsatisfactory	0	0	0	0	0	0	0	0	0



Extension activities(Percentage)		
	Outreach Activities	Participation in Extension Activities
Excellent	53	42
Good	42	47
Satisfactory	6	11
Unsatisfactory	0	0

Overall observation



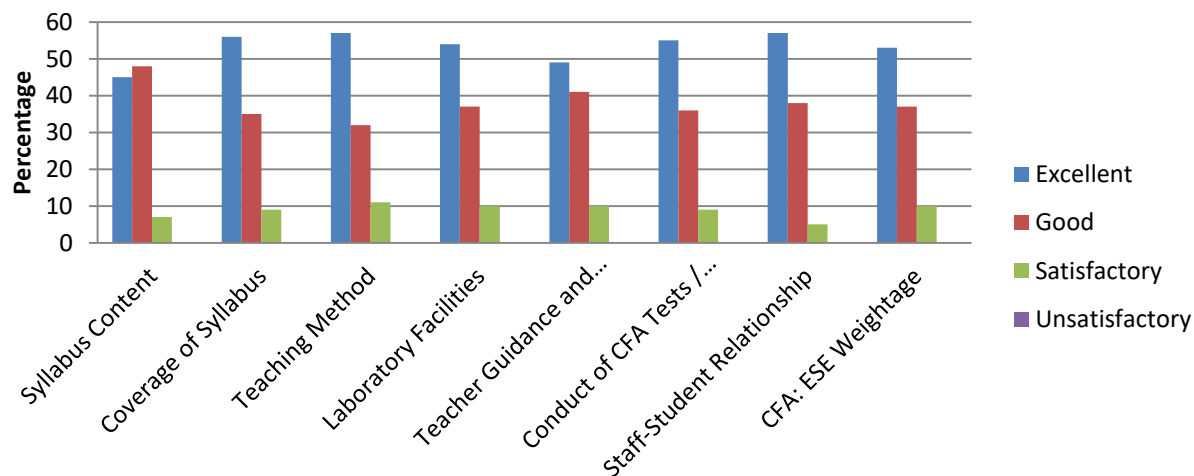
Overall observation(Percentage)

	Programme of your Study	Facilities Made Available	Administration Support Given	Extra-Curricular Activities Provided	Examination System
Excellent	58	69	50	47	39
Good	39	28	42	53	53
Satisfactory	3	3	8	0	8
Unsatisfactory	0	0	0	0	0

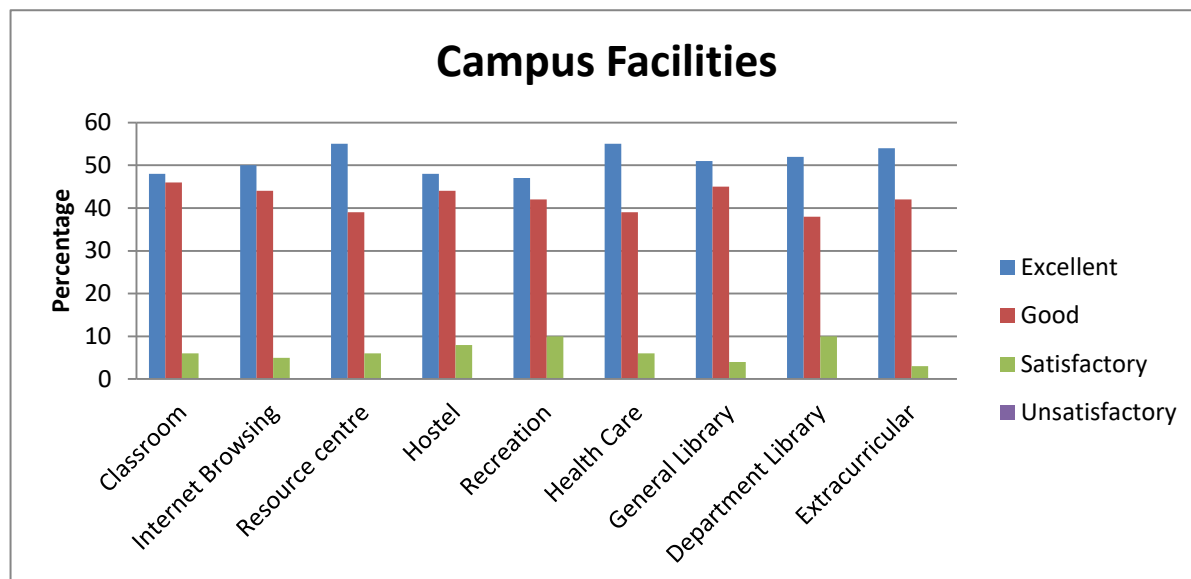
1.4.1 Students Feedback Form (Management Studies – year wise from (2017-2018))

Total Number of Students : 226

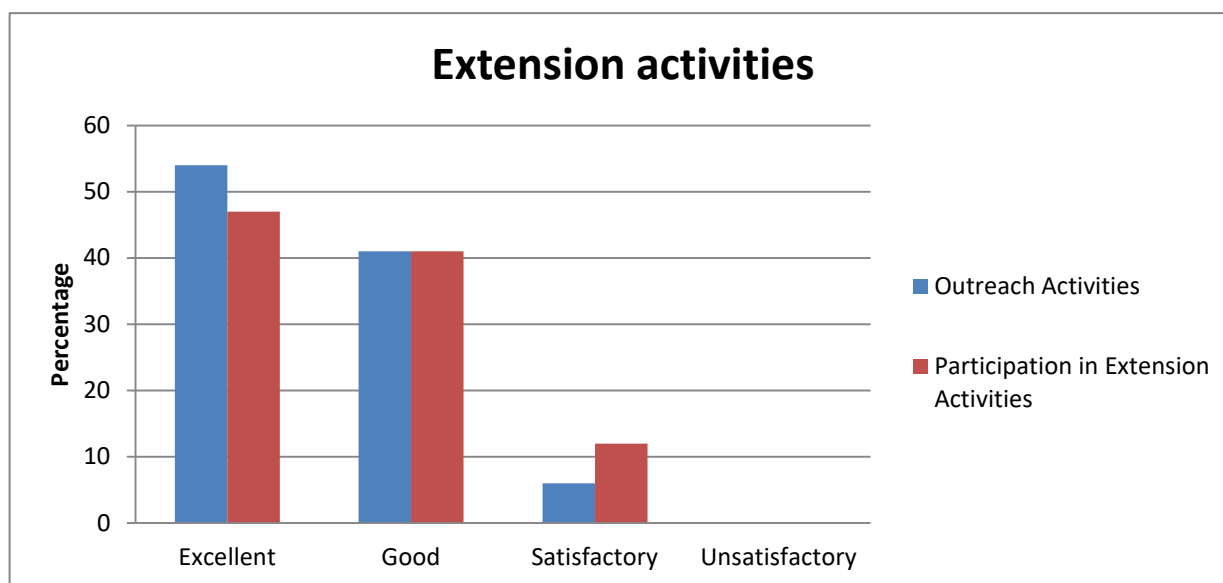
Academic Facilities



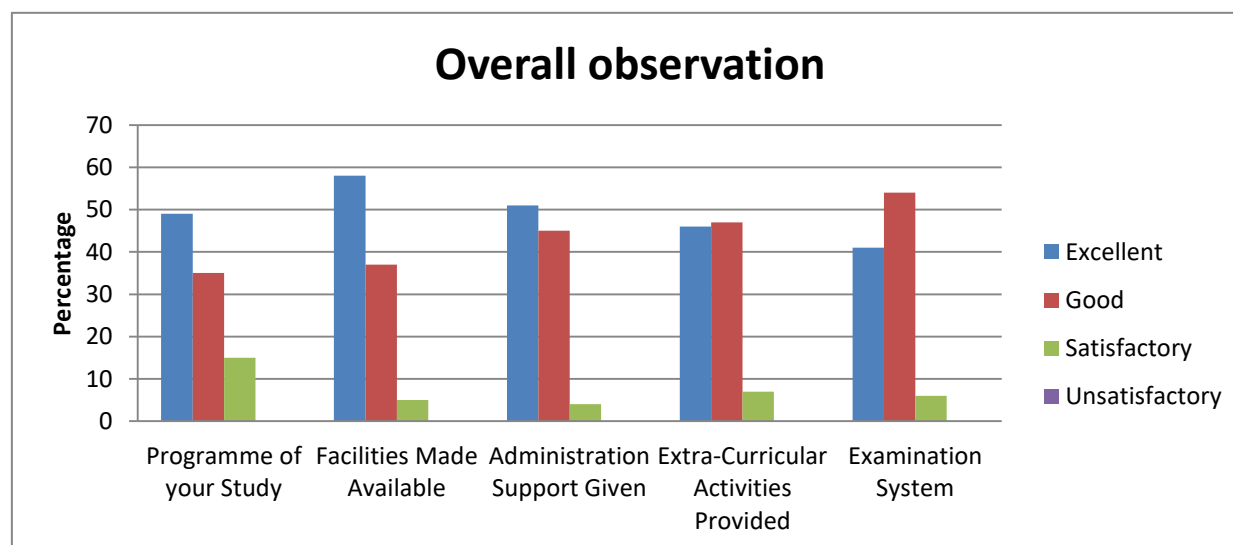
Academic Facilities(Percentage)								
	Syllabus Content	Coverage of Syllabus	Teaching Method	Laboratory Facilities	Teacher Guidance and Counselling	Conduct of CFA Tests / ESE	Staff-Student Relationship	CFA: ESE Weightage
Excellent	45	56	57	54	49	55	57	53
Good	48	35	32	37	41	36	38	37
Satisfactory	7	9	11	10	10	9	5	10
Unsatisfactory	0	0	0	0	0	0	0	0



Campus Facilities(Percentage)									
	Classroom	Internet Browsing	Resource centre	Hostel	Recreation	Health Care	General Library	Department Library	Extracurricular
Excellent	48	50	55	48	47	55	51	52	54
Good	46	44	39	44	42	39	45	38	42
Satisfactory	6	5	6	8	10	6	4	10	3
Unsatisfactory	0	0	0	0	0	0	0	0	0



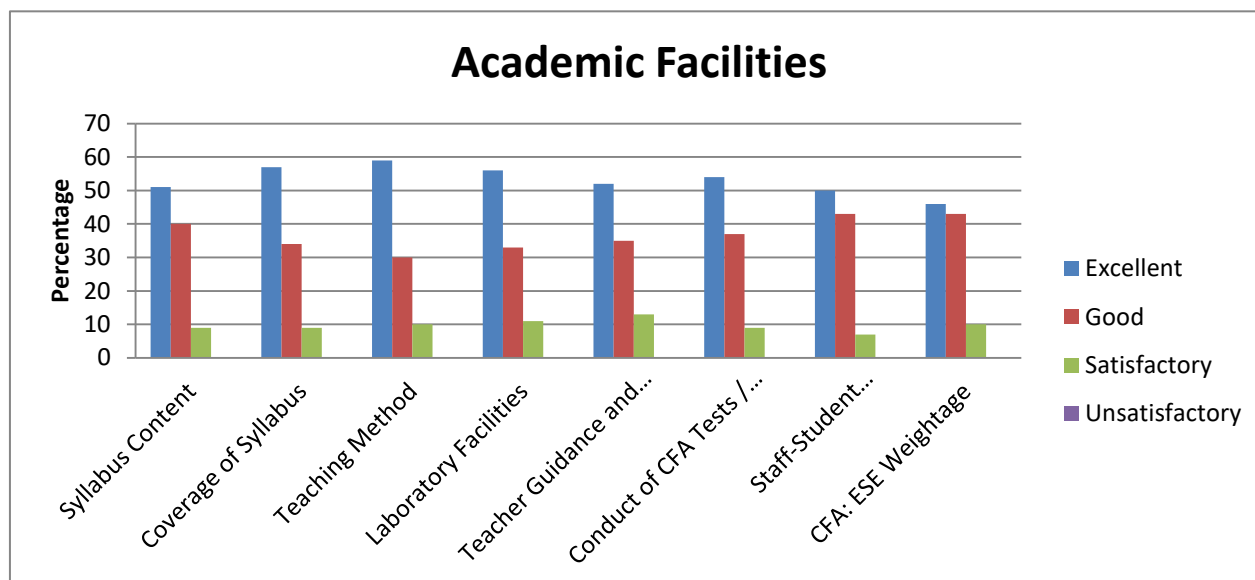
Extension activities(Percentage)		
	Outreach Activities	Participation in Extension Activities
Excellent	54	47
Good	41	41
Satisfactory	6	12
Unsatisfactory	0	0



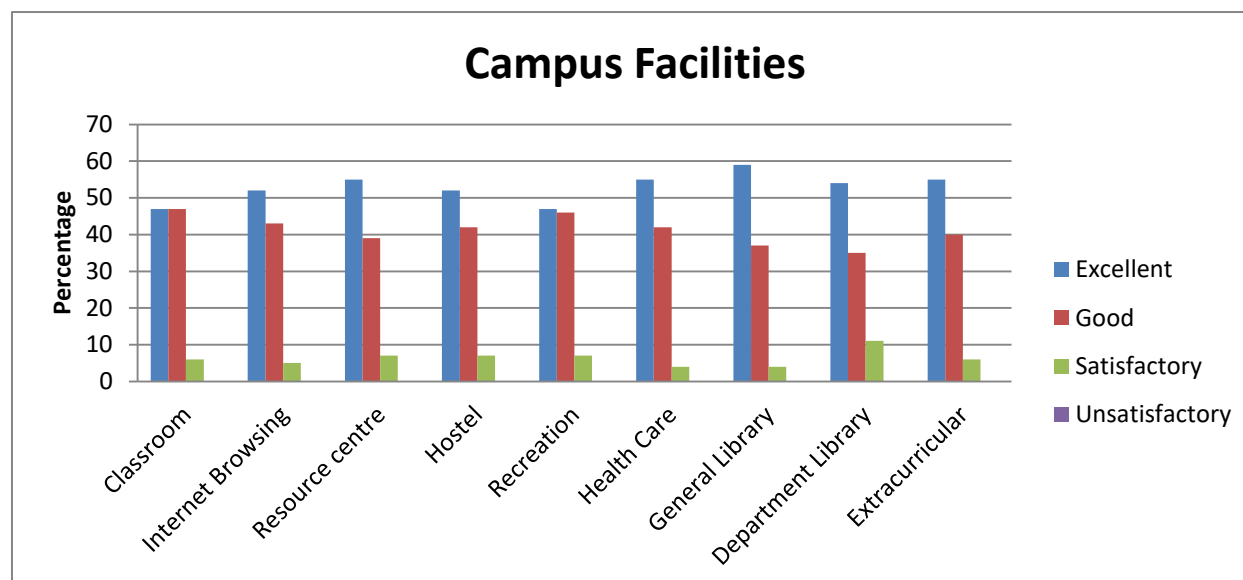
Overall observation(Percentage)					
	Programme of your Study	Facilities Made Available	Administration Support Given	Extra-Curricular Activities Provided	Examination System
Excellent	49	58	51	46	41
Good	35	37	45	47	54
Satisfactory	15	5	4	7	6
Unsatisfactory	0	0	0	0	0

1.4.1 Students Feedback Form (Mathematics – year wise from (2017-2018))

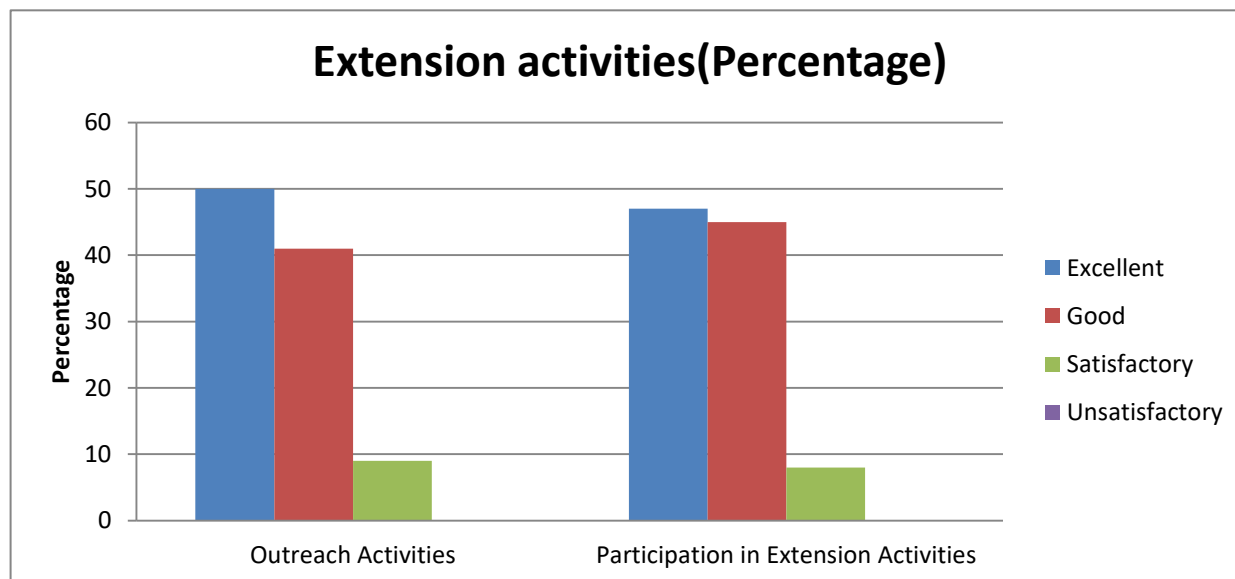
Total Number of Students : 106



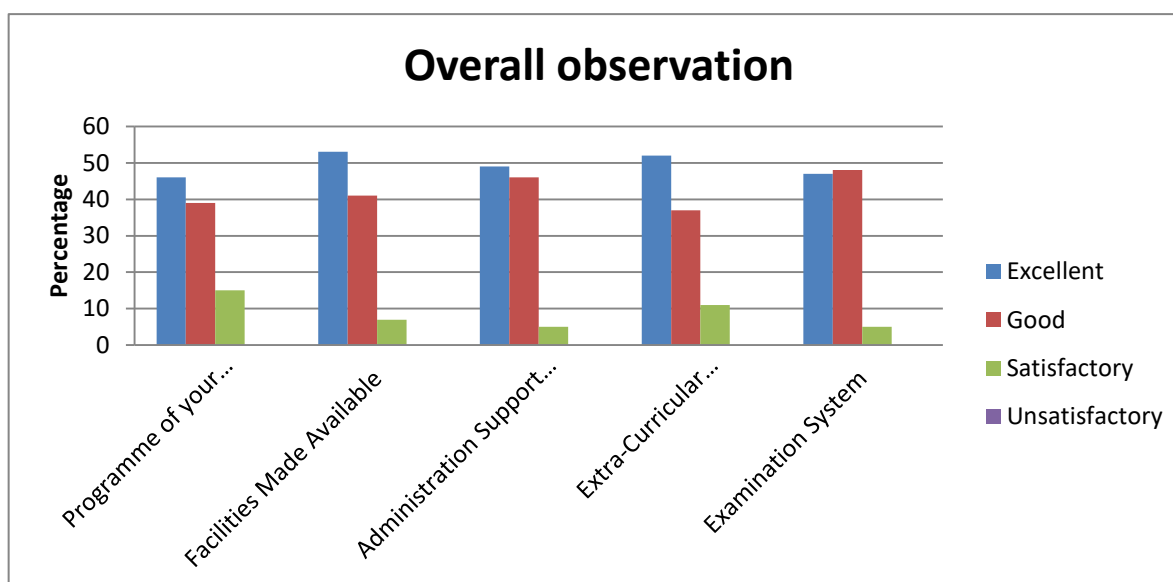
Academic Facilities(Percentage)								
	Syllabus Content	Coverage of Syllabus	Teaching Method	Laboratory Facilities	Teacher Guidance and Counselling	Conduct of CFA Tests / ESE	Staff-Student Relationship	CFA: ESE Weightage
Excellent	51	57	59	56	52	54	50	46
Good	40	34	30	33	35	37	43	43
Satisfactory	9	9	10	11	13	9	7	10
Unsatisfactory	0	0	0	0	0	0	0	0



Campus Facilities(Percentage)									
	Classroom	Internet Browsing	Resource centre	Hostel	Recreation	Health Care	General Library	Department Library	Extracurricular
Excellent	47	52	55	52	47	55	59	54	55
Good	47	43	39	42	46	42	37	35	40
Satisfactory	6	5	7	7	7	4	4	11	6
Unsatisfactory	0	0	0	0	0	0	0	0	0



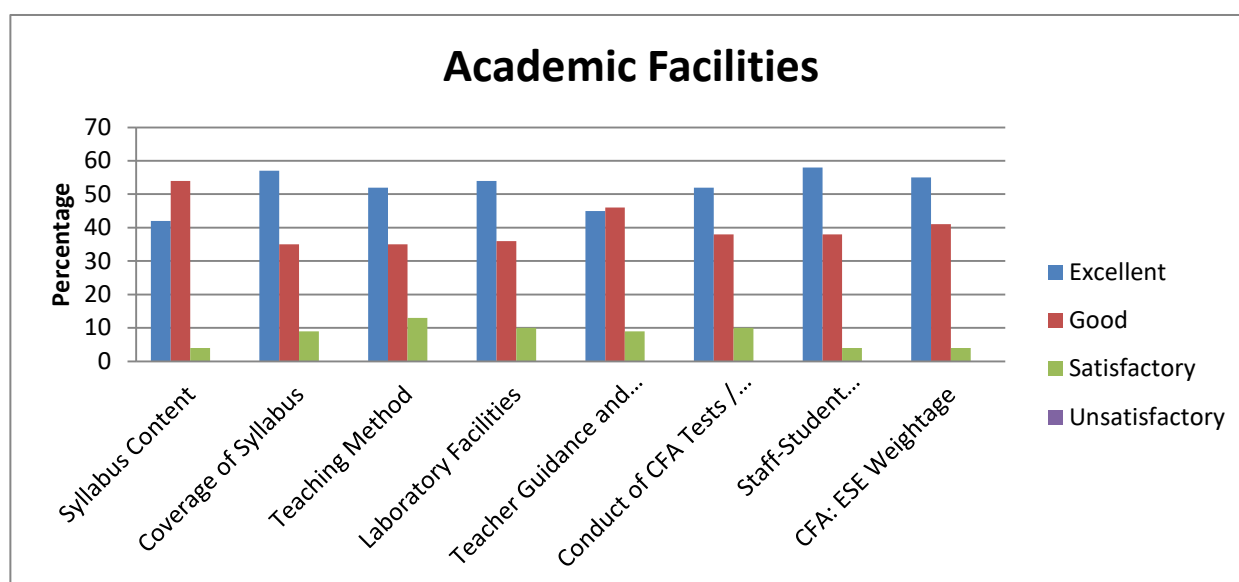
Extension activities(Percentage)		
	Outreach Activities	Participation in Extension Activities
Excellent	50	47
Good	41	45
Satisfactory	9	8
Unsatisfactory	0	0



Overall observation(Percentage)					
	Programme of your Study	Facilities Made Available	Administration Support Given	Extra-Curricular Activities Provided	Examination System
Excellent	46	53	49	52	47
Good	39	41	46	37	48
Satisfactory	15	7	5	11	5
Unsatisfactory	0	0	0	0	0

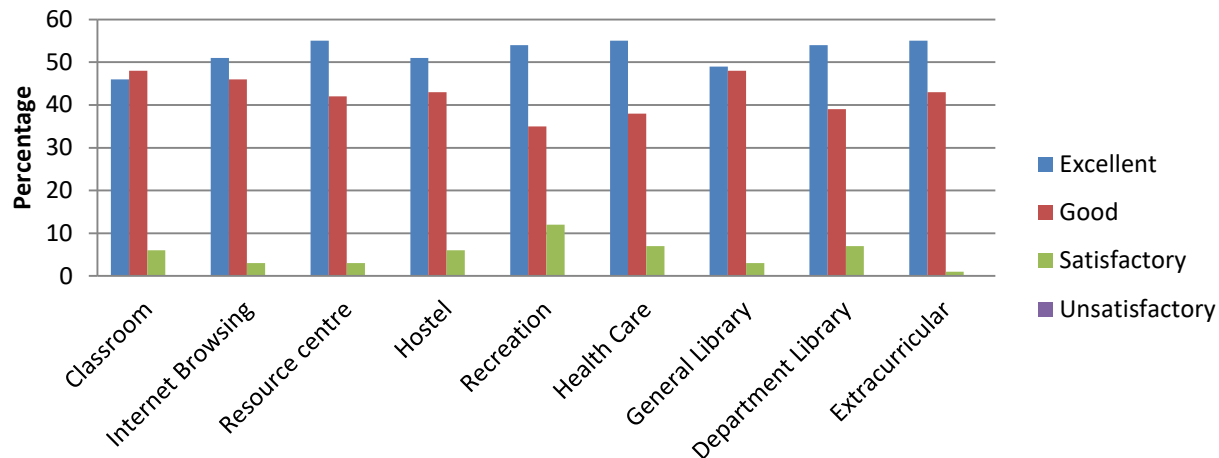
1.4.1 Students Feedback Form (Microbiology – year wise from (2017-2018))

Total Number of Students : 69



Academic Facilities(Percentage)								
	Syllabus Content	Coverage of Syllabus	Teaching Method	Laboratory Facilities	Teacher Guidance and Counselling	Conduct of CFA Tests / ESE	Staff-Student Relationship	CFA: ESE Weightage
Excellent	42	57	52	54	45	52	58	55
Good	54	35	35	36	46	38	38	41
Satisfactory	4	9	13	10	9	10	4	4
Unsatisfactory	0	0	0	0	0	0	0	0

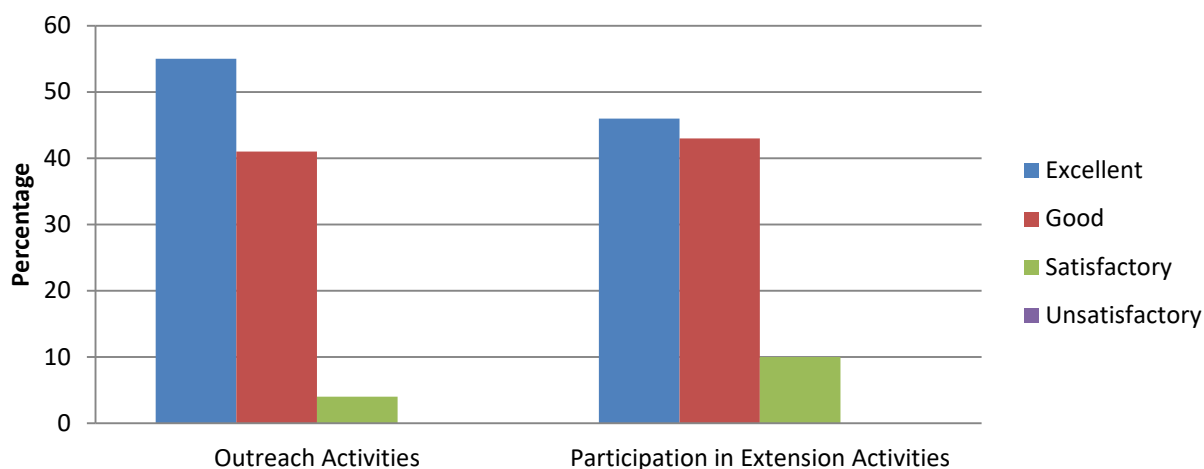
Campus Facilities



Campus Facilities(Percentage)

	Classroom	Internet Browsing	Resource centre	Hostel	Recreation	Health Care	General Library	Department Library	Extracurricular
Excellent	46	51	55	51	54	55	49	54	55
Good	48	46	42	43	35	38	48	39	43
Satisfactory	6	3	3	6	12	7	3	7	1
Unsatisfactory	0	0	0	0	0	0	0	0	0

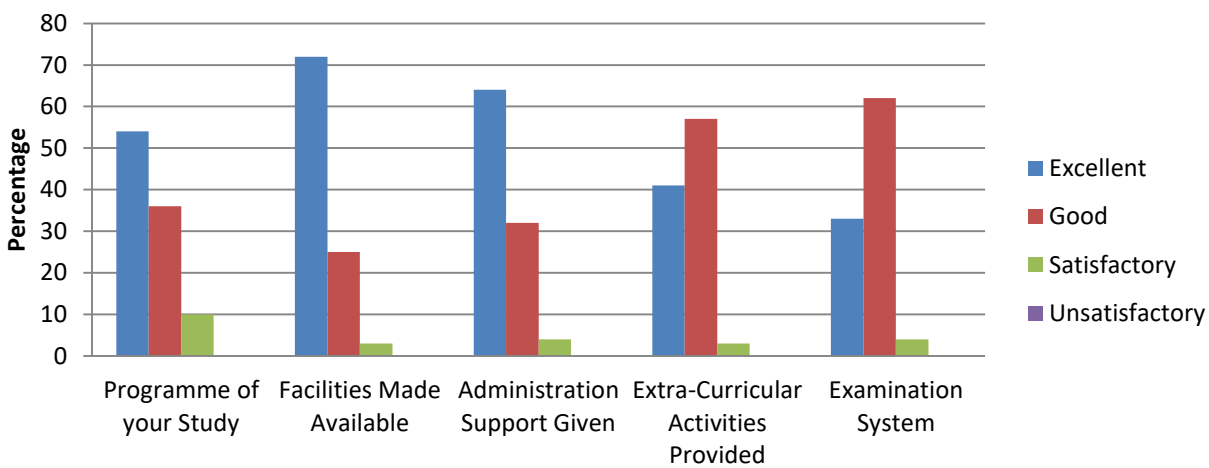
Extension activities



Extension activities(Percentage)

	Outreach Activities	Participation in Extension Activities
Excellent	55	46
Good	41	43
Satisfactory	4	10
Unsatisfactory	0	0

Overall observation

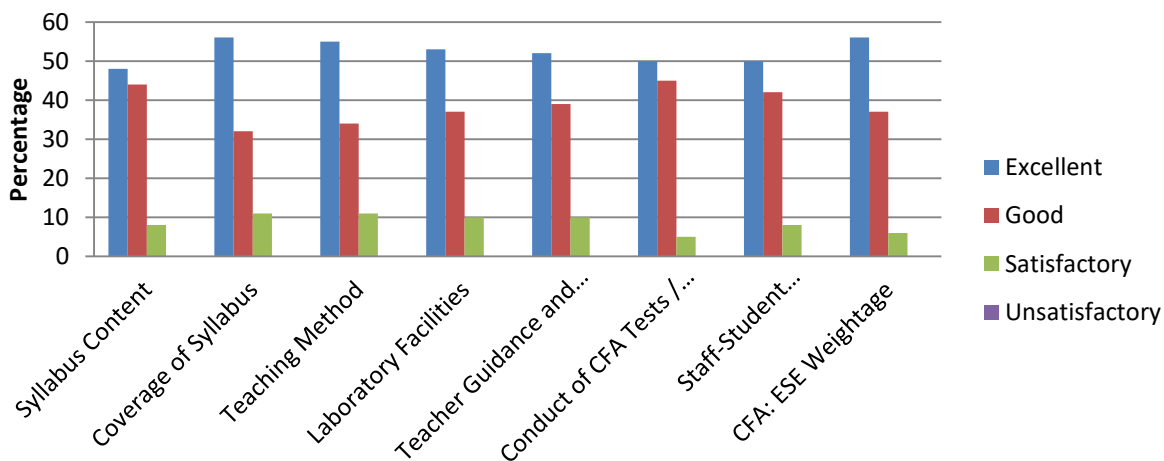


Overall observation(Percentage)					
	Programme of your Study	Facilities Made Available	Administration Support Given	Extra-Curricular Activities Provided	Examination System
Excellent	54	72	64	41	33
Good	36	25	32	57	62
Satisfactory	10	3	4	3	4
Unsatisfactory	0	0	0	0	0

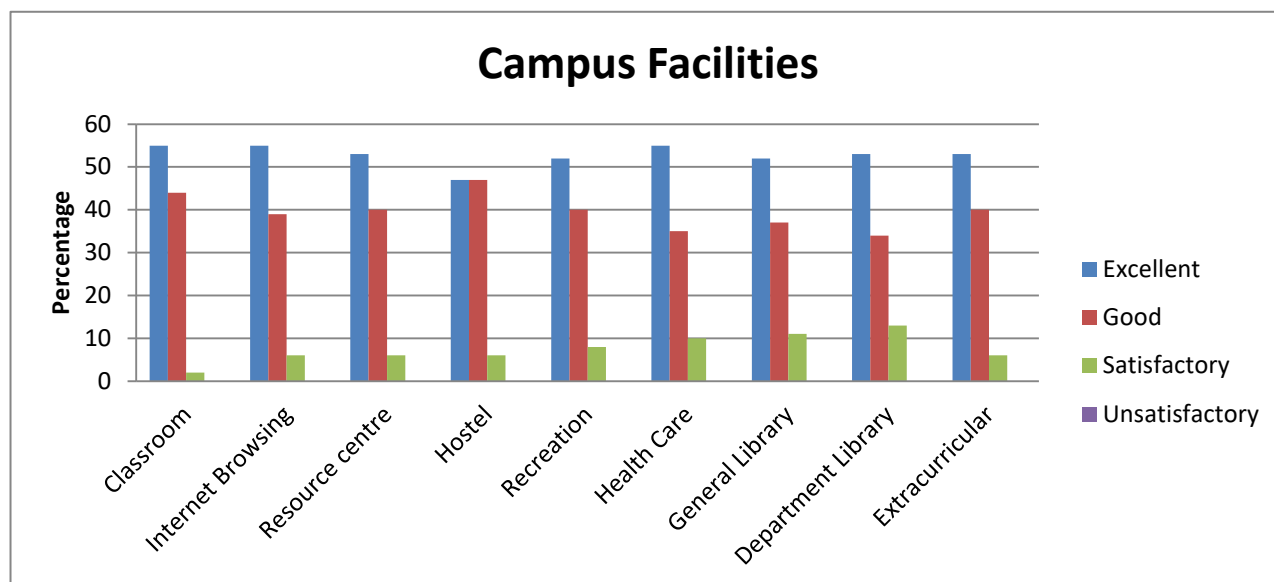
1.4.1 Students Feedback Form (Nutrition and Dietetics – year wise from (2017-2018))

Total Number of Students : 62

Academic Facilities

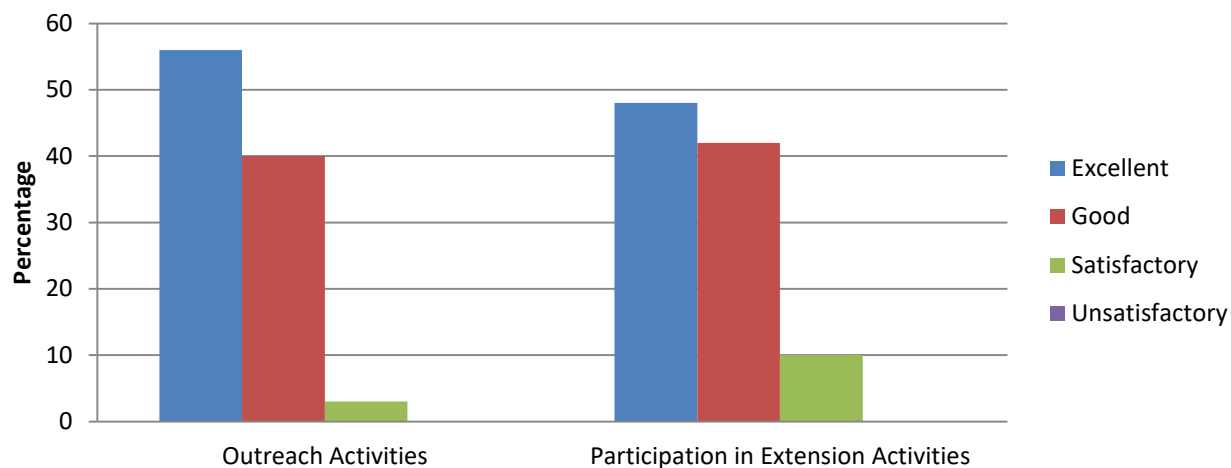


Academic Facilities(Percentage)								
	Syllabus Content	Coverage of Syllabus	Teaching Method	Laboratory Facilities	Teacher Guidance and Counselling	Conduct of CFA Tests / ESE	Staff-Student Relationship	CFA: ESE Weightage
Excellent	48	56	55	53	52	50	50	56
Good	44	32	34	37	39	45	42	37
Satisfactory	8	11	11	10	10	5	8	6
Unsatisfactory	0	0	0	0	0	0	0	0



Campus Facilities(Percentage)									
	Classroom	Internet Browsing	Resource centre	Hostel	Recreation	Health Care	General Library	Department Library	Extracurricular
Excellent	55	55	53	47	52	55	52	53	53
Good	44	39	40	47	40	35	37	34	40
Satisfactory	2	6	6	6	8	10	11	13	6
Unsatisfactory	0	0	0	0	0	0	0	0	0

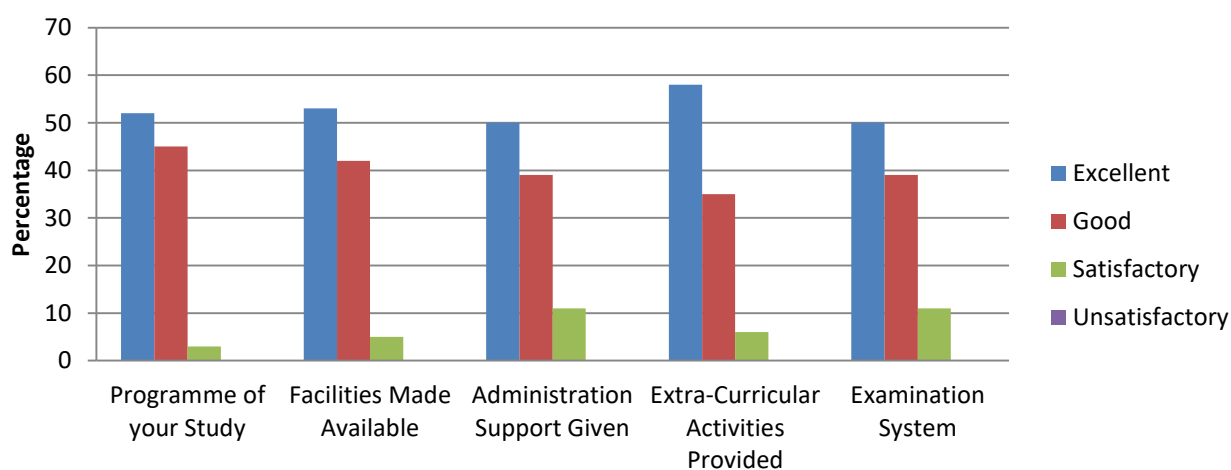
Extension activities



Extension activities(Percentage)

	Outreach Activities	Participation in Extension Activities
Excellent	56	48
Good	40	42
Satisfactory	3	10
Unsatisfactory	0	0

Overall observation

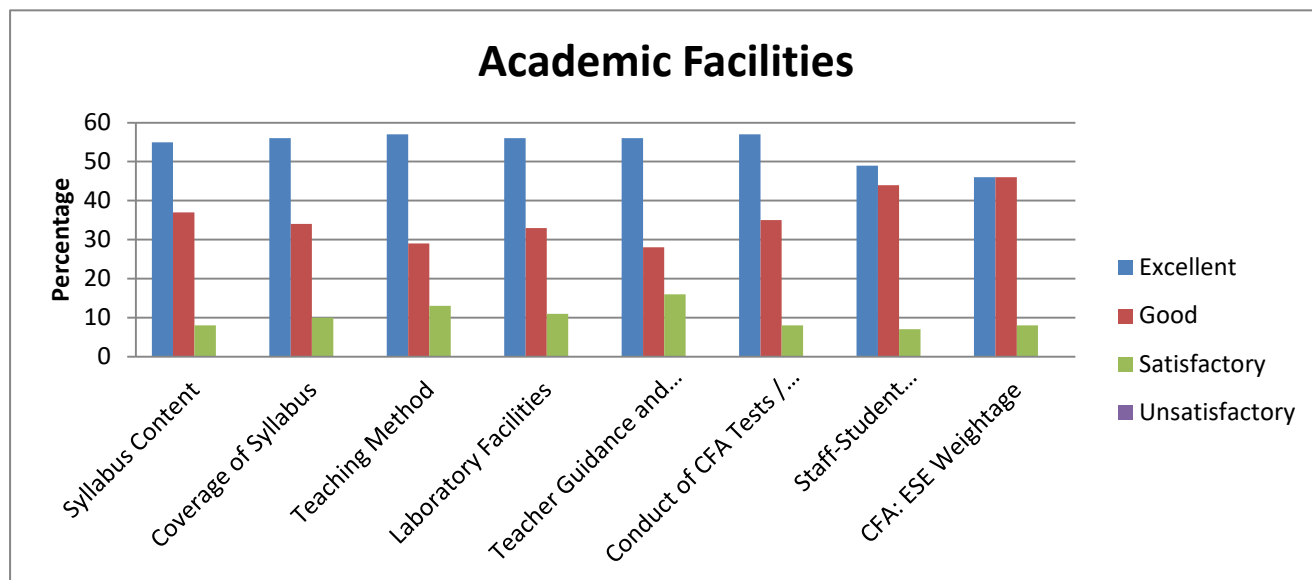


Overall observation(Percentage)

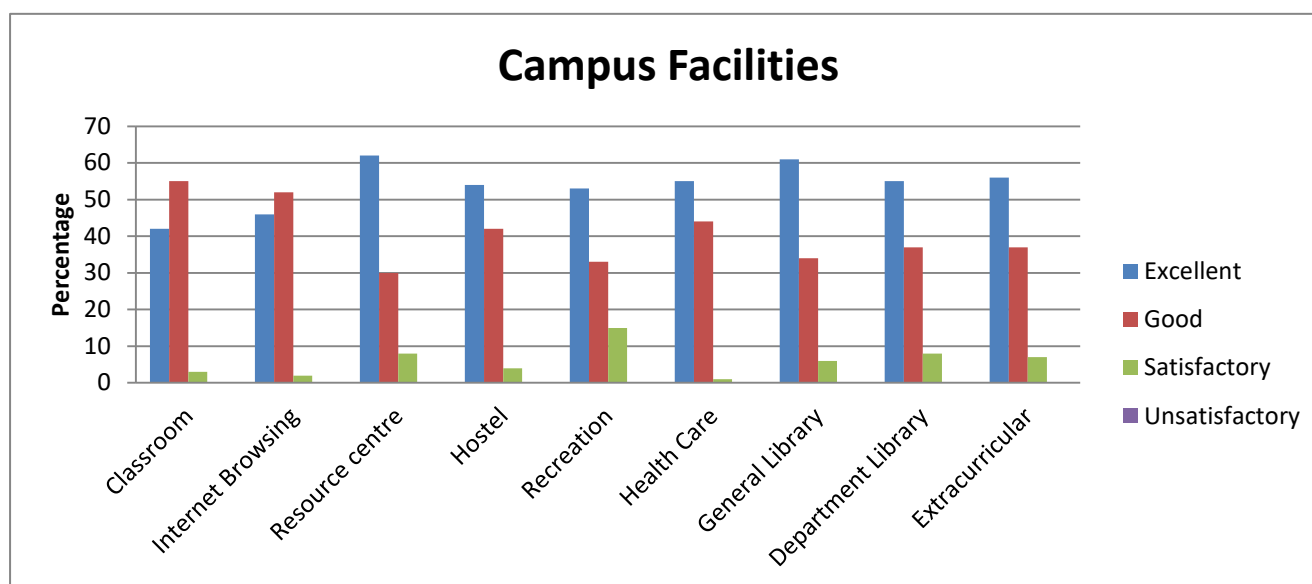
	Programme of your Study	Facilities Made Available	Administration Support Given	Extra-Curricular Activities Provided	Examination System
Excellent	52	53	50	58	50
Good	45	42	39	35	39
Satisfactory	3	5	11	6	11
Unsatisfactory	0	0	0	0	0

1.4.1 Students Feedback Form (Physics – year wise from (2017-2018))

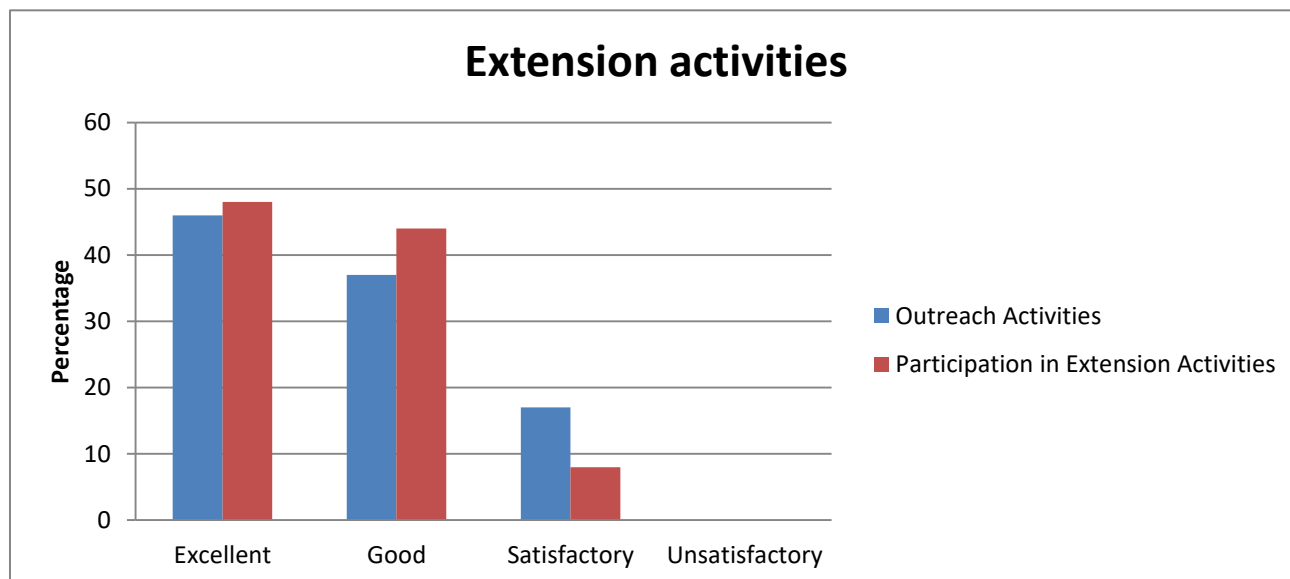
Total Number of Students : 89



Academic Facilities(Percentage)								
	Syllabus Content	Coverage of Syllabus	Teaching Method	Laboratory Facilities	Teacher Guidance and Counselling	Conduct of CFA Tests / ESE	Staff-Student Relationship	CFA: ESE Weightage
Excellent	55	56	57	56	56	57	49	46
Good	37	34	29	33	28	35	44	46
Satisfactory	8	10	13	11	16	8	7	8
Unsatisfactory	0	0	0	0	0	0	0	0

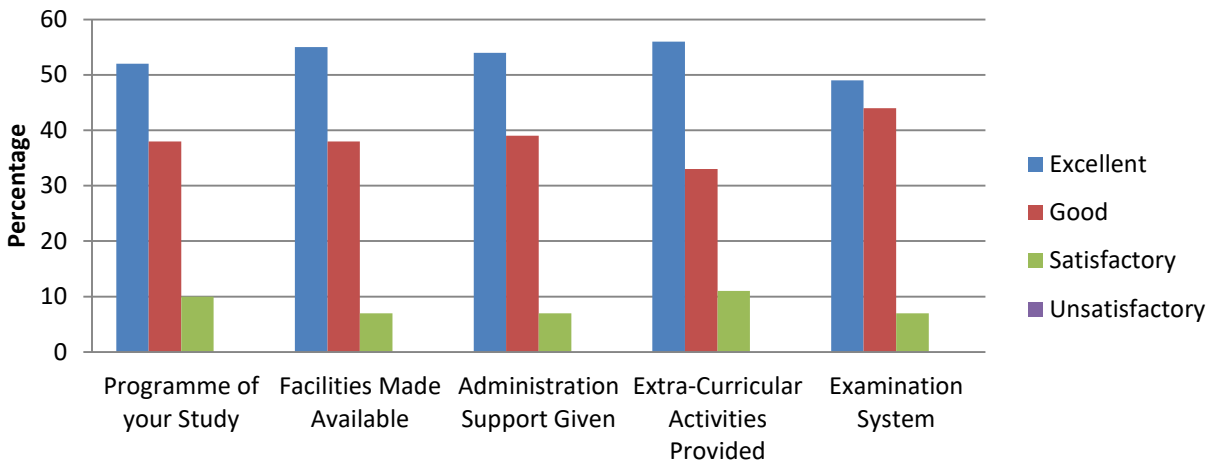


Campus Facilities(Percentage)									
	Classroom	Internet Browsing	Resource centre	Hostel	Recreation	Health Care	General Library	Department Library	Extracurricular
Excellent	42	46	62	54	53	55	61	55	56
Good	55	52	30	42	33	44	34	37	37
Satisfactory	3	2	8	4	15	1	6	8	7
Unsatisfactory	0	0	0	0	0	0	0	0	0



Extension activities(Percentage)		
	Outreach Activities	Participation in Extension Activities
Excellent	46	48
Good	37	44
Satisfactory	17	8
Unsatisfactory	0	0

Overall observation



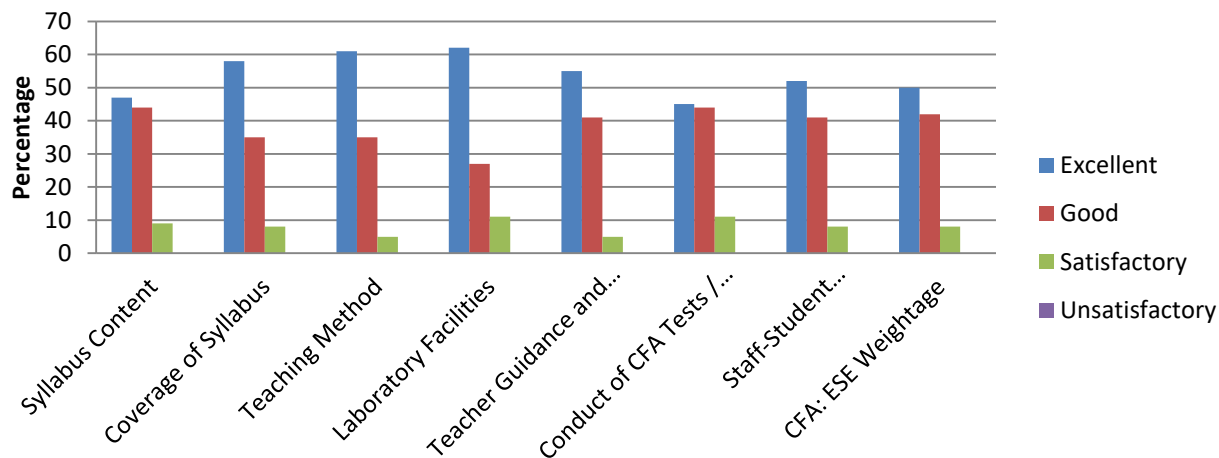
Overall observation(Percentage)

	Programme of your Study	Facilities Made Available	Administration Support Given	Extra-Curricular Activities Provided	Examination System
Excellent	52	55	54	56	49
Good	38	38	39	33	44
Satisfactory	10	7	7	11	7
Unsatisfactory	0	0	0	0	0

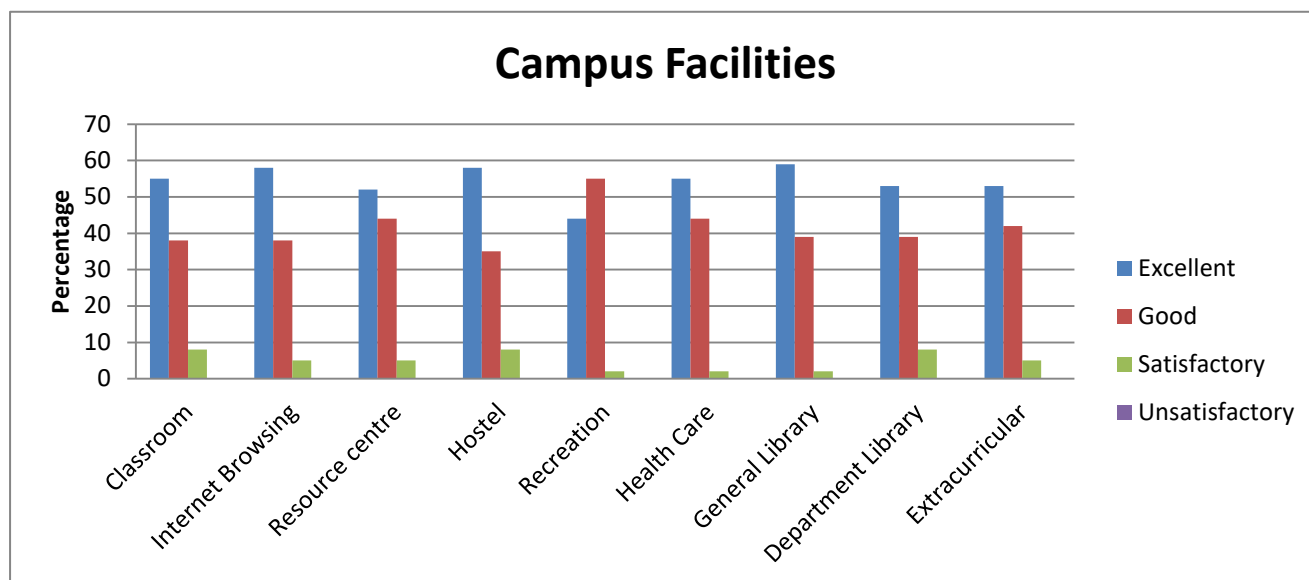
1.4.1 Students Feedback Form (Psychology – year wise from (2017-2018))

Total Number of Students : 66

Academic Facilities

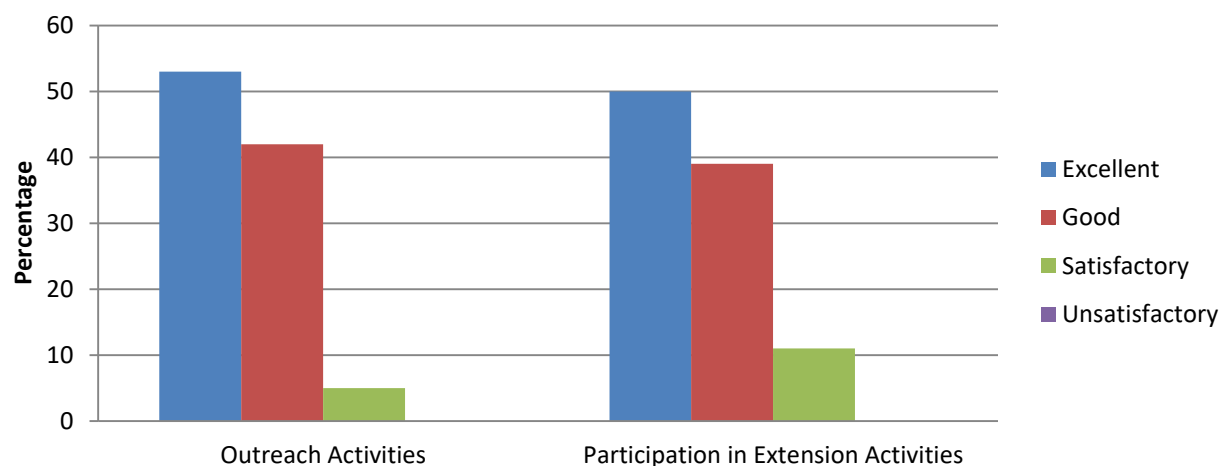


Academic Facilities(Percentage)								
	Syllabus Content	Coverage of Syllabus	Teaching Method	Laboratory Facilities	Teacher Guidance and Counselling	Conduct of CFA Tests / ESE	Staff-Student Relationship	CFA: ESE Weightage
Excellent	47	58	61	62	55	45	52	50
Good	44	35	35	27	41	44	41	42
Satisfactory	9	8	5	11	5	11	8	8
Unsatisfactory	0	0	0	0	0	0	0	0



Campus Facilities (Percentage)									
	Classroom	Internet Browsing	Resource centre	Hostel	Recreation	Health Care	General Library	Department Library	Extracurricular
Excellent	55	58	52	58	44	55	59	53	53
Good	38	38	44	35	55	44	39	39	42
Satisfactory	8	5	5	8	2	2	2	8	5
Unsatisfactory	0	0	0	0	0	0	0	0	0

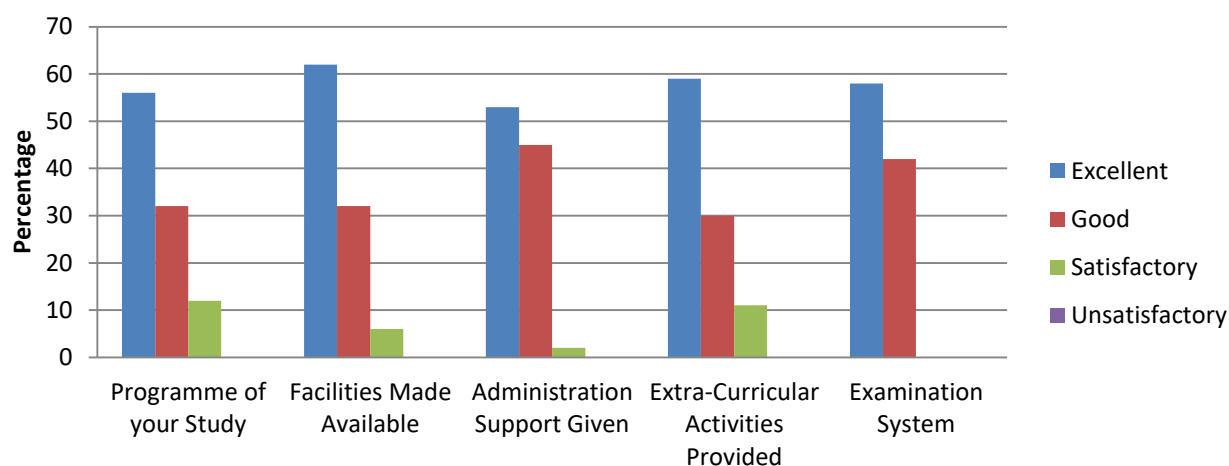
Extension activities



Extension activities(Percentage)

	Outreach Activities	Participation in Extension Activities
Excellent	53	50
Good	42	39
Satisfactory	5	11
Unsatisfactory	0	0

Overall observation

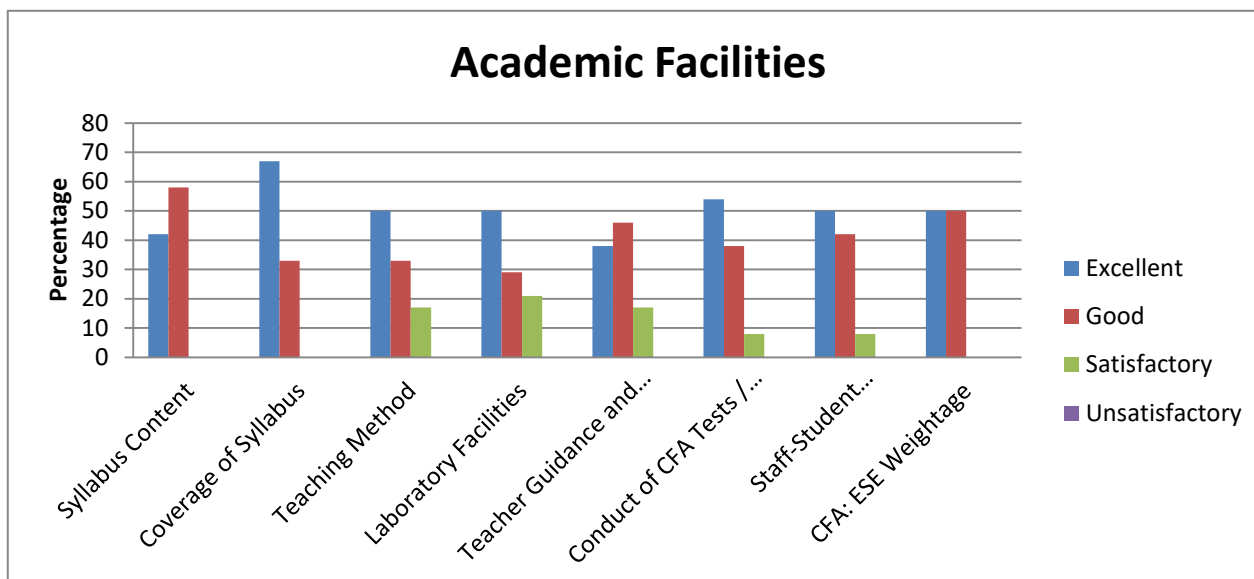


Overall observation(Percentage)

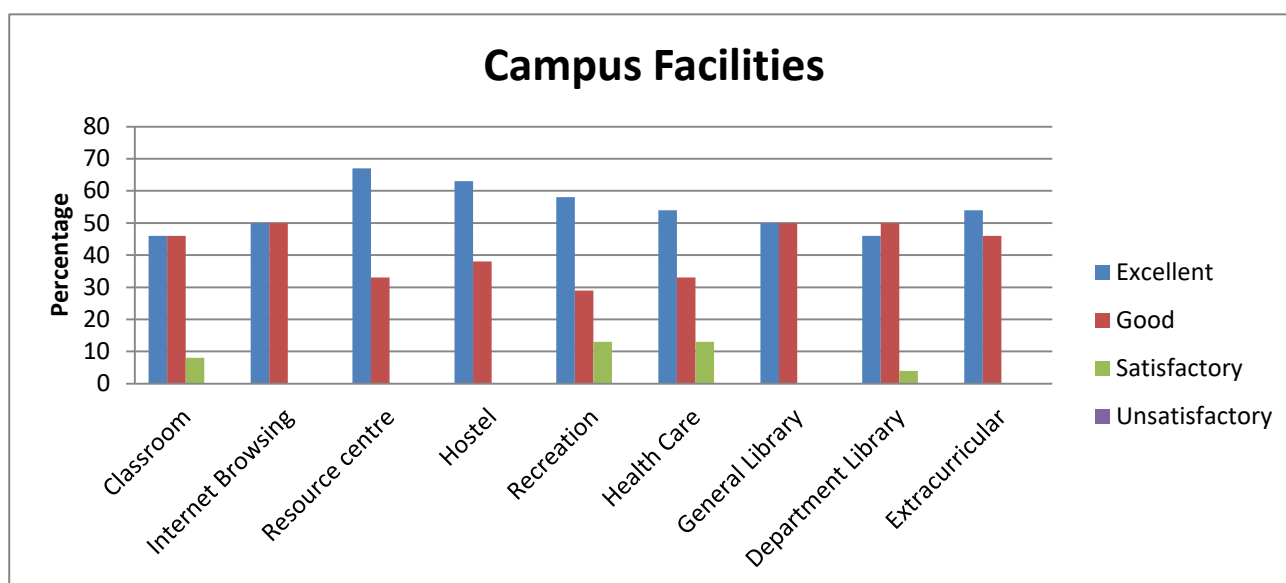
	Programme of your Study	Facilities Made Available	Administration Support Given	Extra-Curricular Activities Provided	Examination System
Excellent	56	62	53	59	58
Good	32	32	45	30	42
Satisfactory	12	6	2	11	0
Unsatisfactory	0	0	0	0	0

1.4.1 Students Feedback Form (Sociology – year wise from (2017-2018))

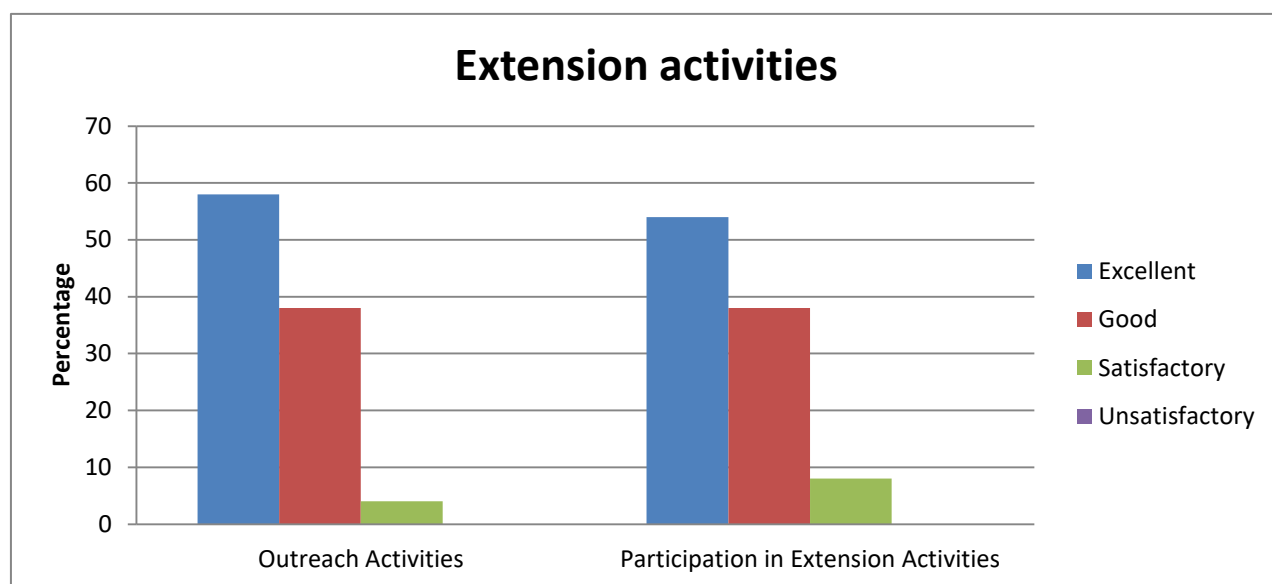
Total Number of Students : 24



Academic Facilities(Percentage)								
	Syllabus Content	Coverage of Syllabus	Teaching Method	Laboratory Facilities	Teacher Guidance and Counselling	Conduct of CFA Tests / ESE	Staff-Student Relationship	CFA: ESE Weightage
Excellent	42	67	50	50	38	54	50	50
Good	58	33	33	29	46	38	42	50
Satisfactory	0	0	17	21	17	8	8	0
Unsatisfactory	0	0	0	0	0	0	0	0

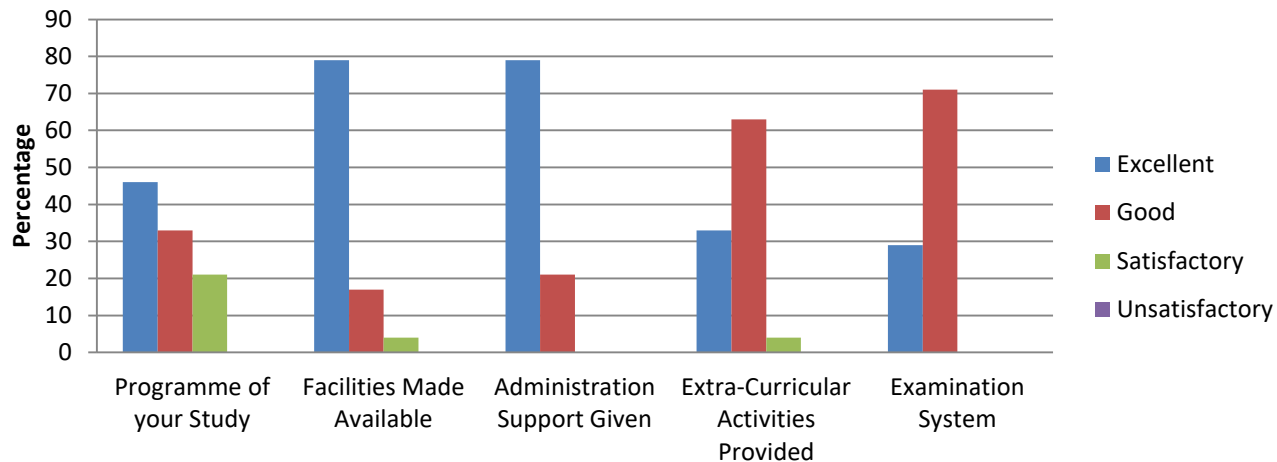


Campus Facilities(Percentage)									
	Classroom	Internet Browsing	Resource centre	Hostel	Recreation	Health Care	General Library	Department Library	Extracurricular
Excellent	46	50	67	63	58	54	50	46	54
Good	46	50	33	38	29	33	50	50	46
Satisfactory	8	0	0	0	13	13	0	4	0
Unsatisfactory	0	0	0	0	0	0	0	0	0



Extension activities(Percentage)		
	Outreach Activities	Participation in Extension Activities
Excellent	58	54
Good	38	38
Satisfactory	4	8
Unsatisfactory	0	0

Overall observation



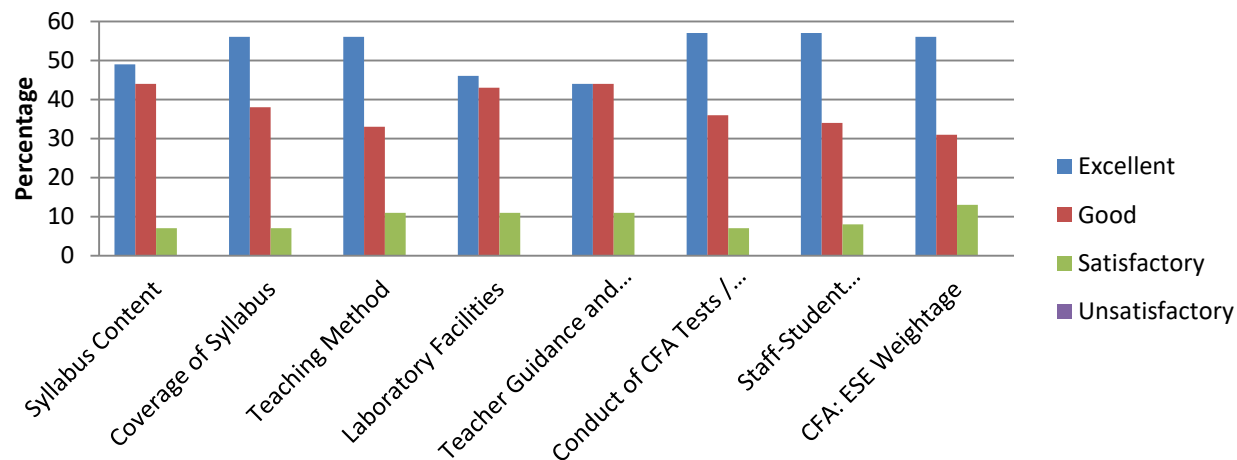
Overall observation(Percentage)

	Programme of your Study	Facilities Made Available	Administration Support Given	Extra-Curricular Activities Provided	Examination System
Excellent	46	79	79	33	29
Good	33	17	21	63	71
Satisfactory	21	4	0	4	0
Unsatisfactory	0	0	0	0	0

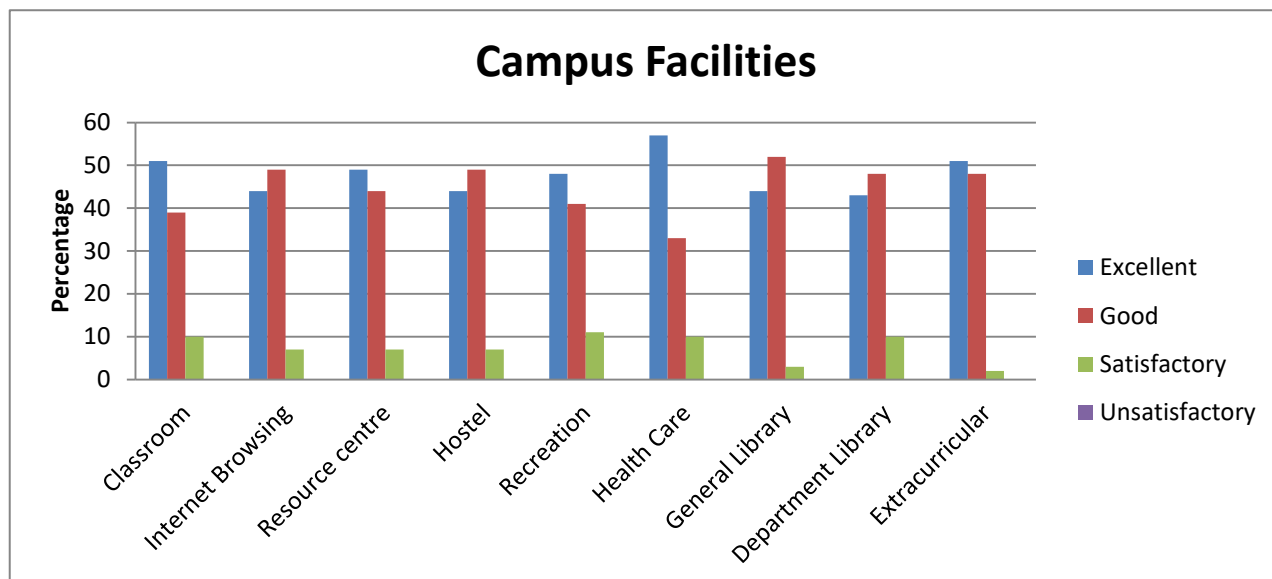
1.4.1 Students Feedback Form (Statistics – year wise from (2017-2018))

Total Number of Students : 61

Academic Facilities

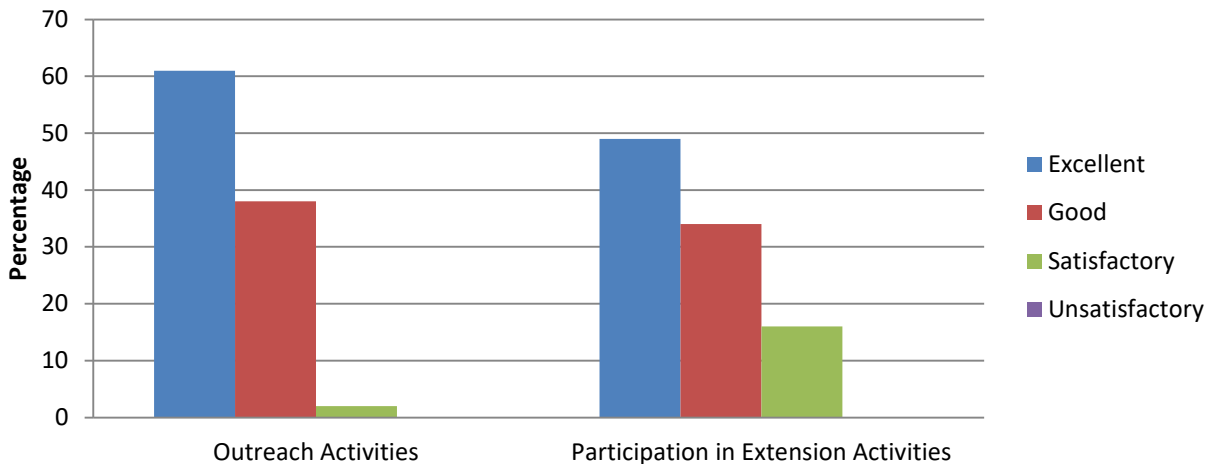


Academic Facilities(Percentage)								
	Syllabus Content	Coverage of Syllabus	Teaching Method	Laboratory Facilities	Teacher Guidance and Counselling	Conduct of CFA Tests / ESE	Staff-Student Relationship	CFA: ESE Weightage
Excellent	49	56	56	46	44	57	57	56
Good	44	38	33	43	44	36	34	31
Satisfactory	7	7	11	11	11	7	8	13
Unsatisfactory	0	0	0	0	0	0	0	0



Campus Facilities(Percentage)									
	Classroom	Internet Browsing	Resource centre	Hostel	Recreation	Health Care	General Library	Department Library	Extracurricular
Excellent	51	44	49	44	48	57	44	43	51
Good	39	49	44	49	41	33	52	48	48
Satisfactory	10	7	7	7	11	10	3	10	2
Unsatisfactory	0	0	0	0	0	0	0	0	0

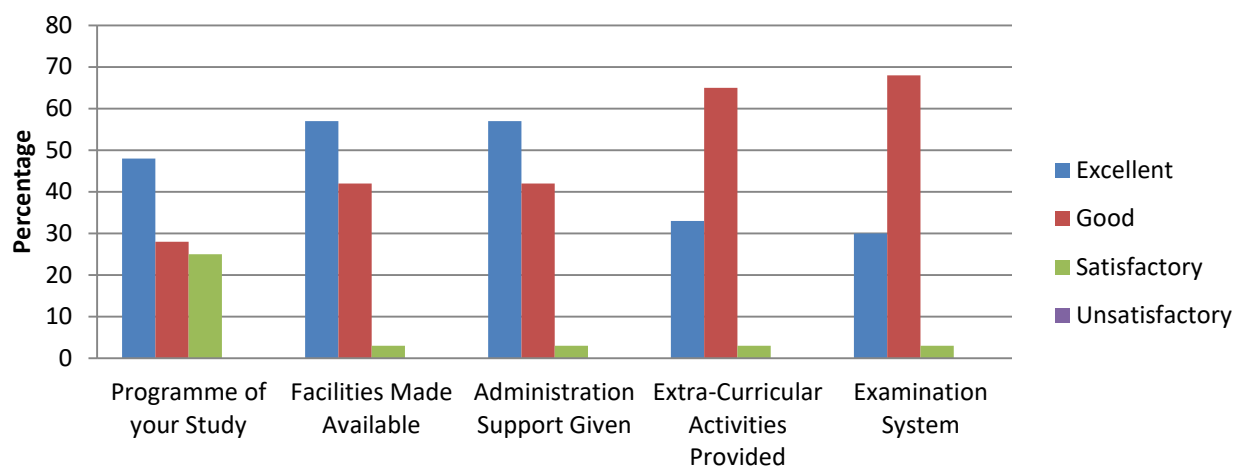
Extension activities



Extension activities(Percentage)

	Outreach Activities	Participation in Extension Activities
Excellent	61	49
Good	38	34
Satisfactory	2	16
Unsatisfactory	0	0

Overall observation

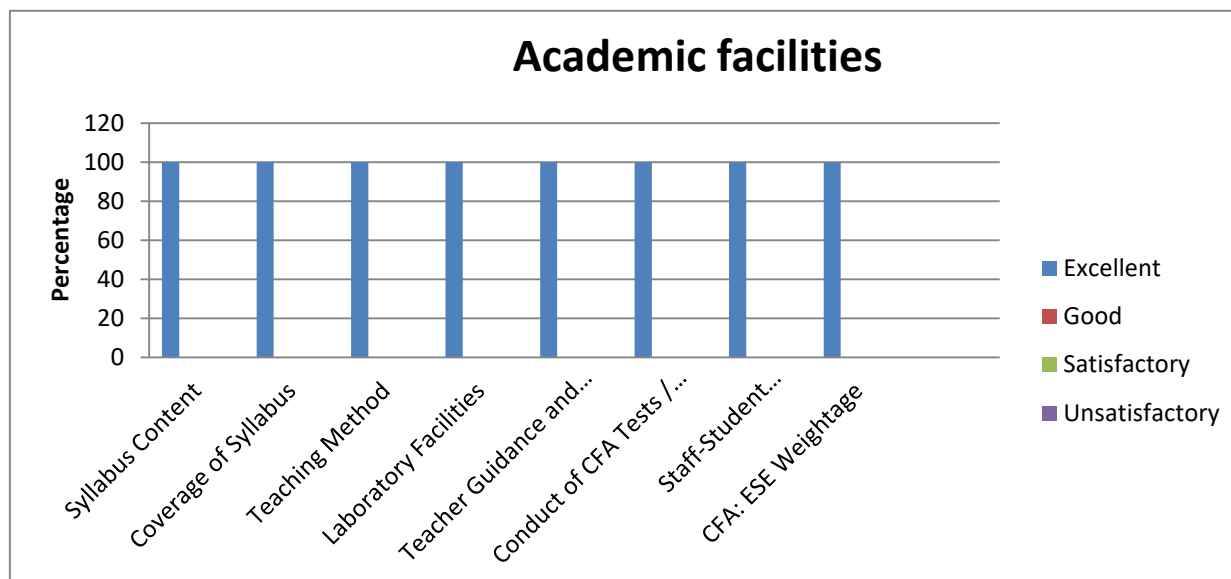


Overall observation(Percentage)

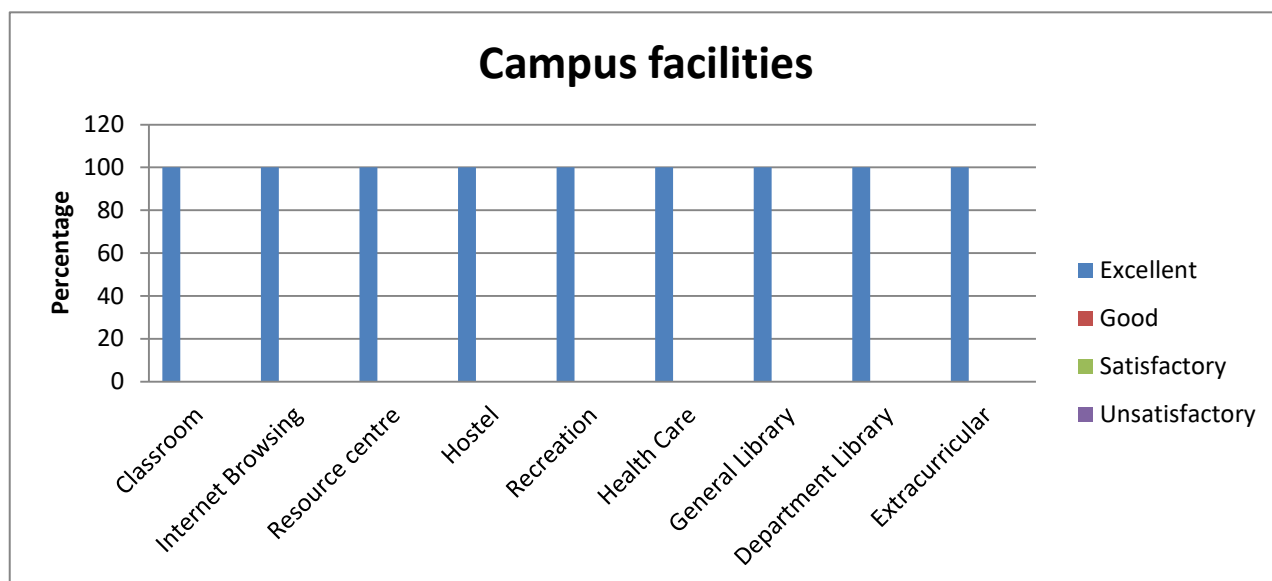
	Programme of your Study	Facilities Made Available	Administration Support Given	Extra-Curricular Activities Provided	Examination System
Excellent	48	57	57	33	30
Good	28	42	42	65	68
Satisfactory	25	3	3	3	3
Unsatisfactory	0	0	0	0	0

1.4.1 Students Feedback Form (Tamil – year wise from (2017-2018))

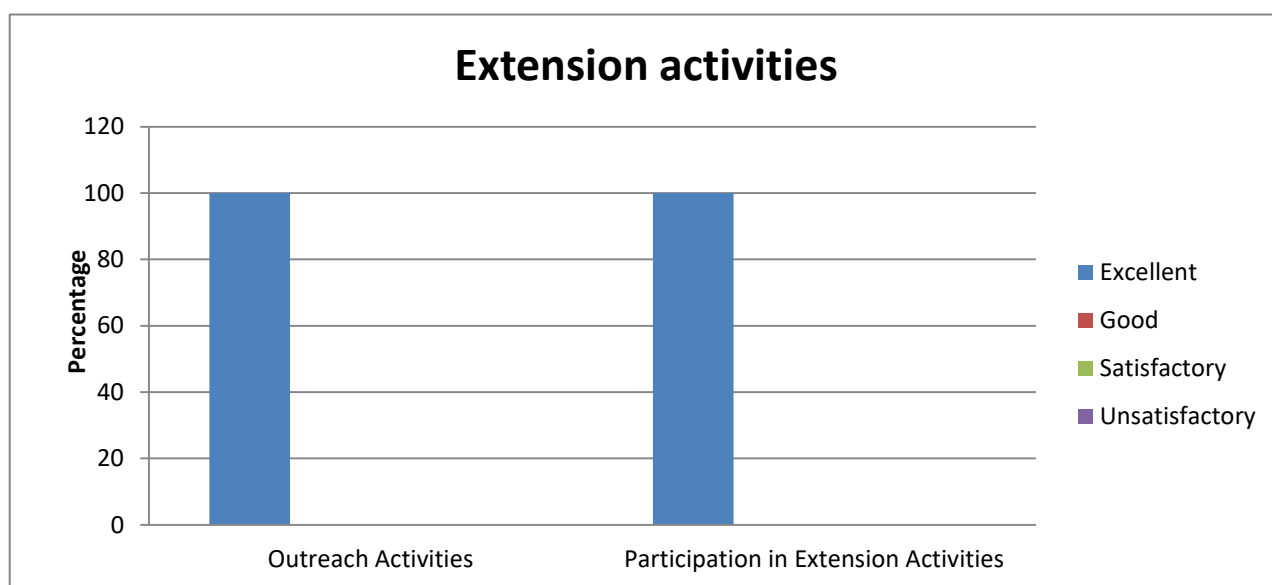
Total Number of Students : 74



Academic Facilities(Percentage)								
	Syllabus Content	Coverage of Syllabus	Teaching Method	Laboratory Facilities	Teacher Guidance and Counselling	Conduct of CFA Tests / ESE	Staff-Student Relationship	CFA: ESE Weightage
Excellent	100	100	100	100	100	100	100	100
Good	0	0	0	0	0	0	0	0
Satisfactory	0	0	0	0	0	0	0	0
Unsatisfactory	0	0	0	0	0	0	0	0

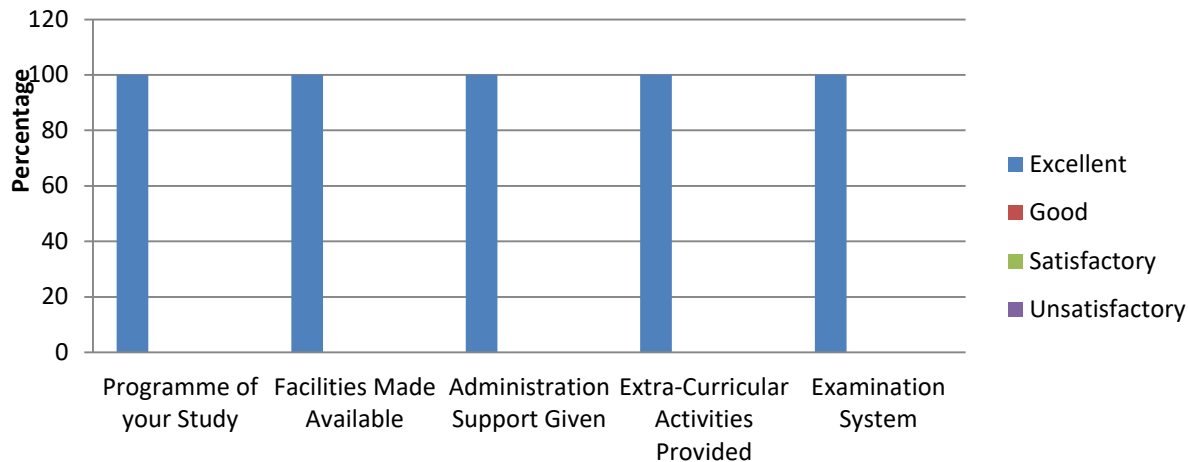


Campus Facilities(Percentage)									
	Classroom	Internet Browsing	Resource centre	Hostel	Recreation	Health Care	General Library	Department Library	Extracurricular
Excellent	100	100	100	100	100	100	100	100	100
Good	0	0	0	0	0	0	0	0	0
Satisfactory	0	0	0	0	0	0	0	0	0
Unsatisfactory	0	0	0	0	0	0	0	0	0



Extension activities(Percentage)		
	Outreach Activities	Participation in Extension Activities
Excellent	100	100
Good	0	0
Satisfactory	0	0
Unsatisfactory	0	0

Overall observations



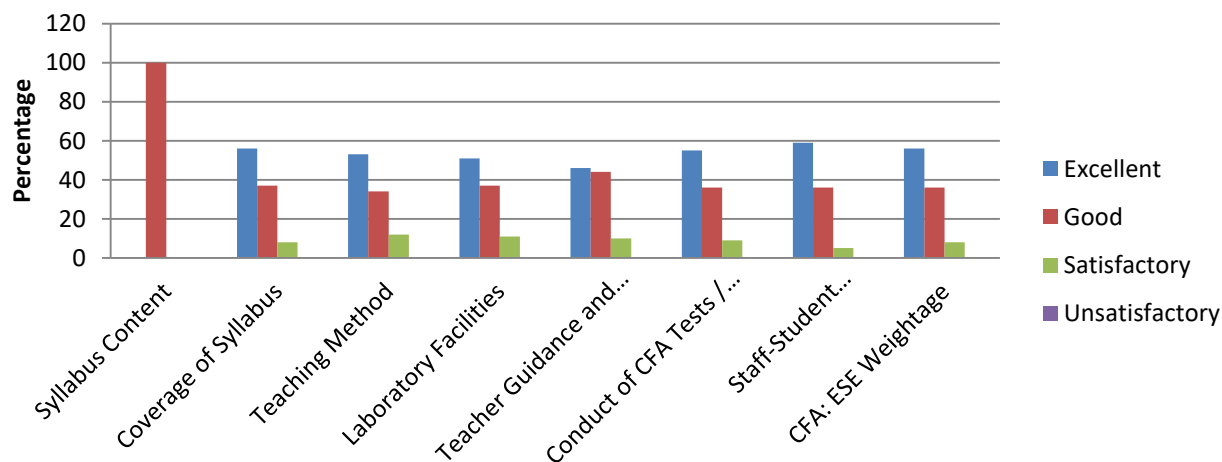
Overall observation(Percentage)

	Programme of your Study	Facilities Made Available	Administration Support Given	Extra-Curricular Activities Provided	Examination System
Excellent	100	100	100	100	100
Good	0	0	0	0	0
Satisfactory	0	0	0	0	0
Unsatisfactory	0	0	0	0	0

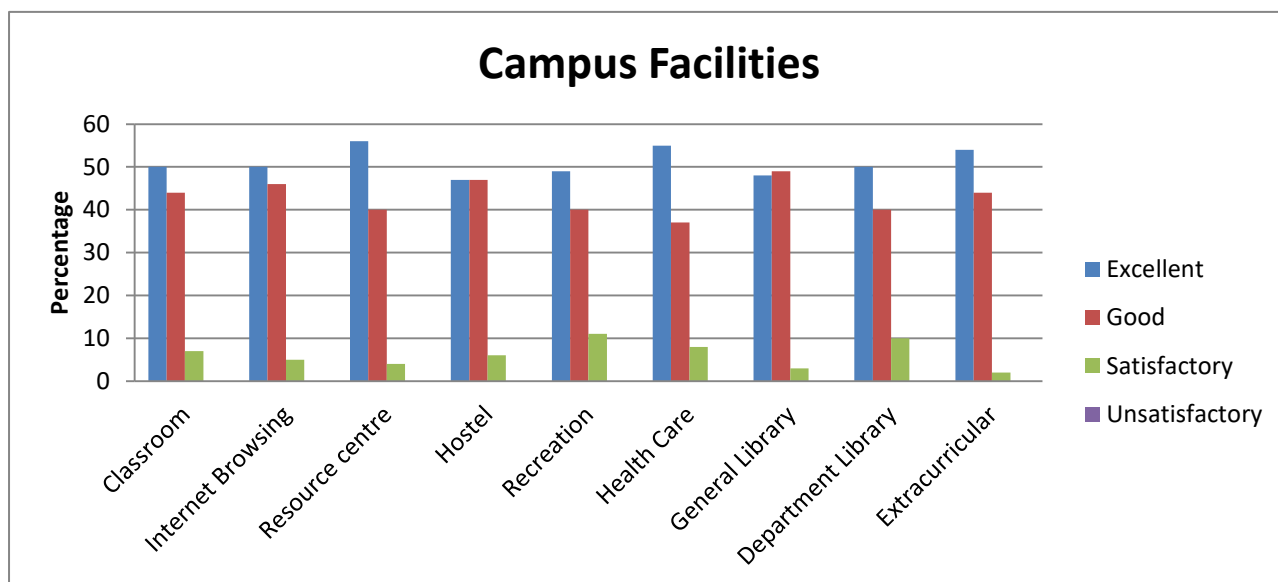
1.4.1 Students Feedback Form (Textiles and Apparel Design – year wise from (2017-2018))

Total Number of Students : 131

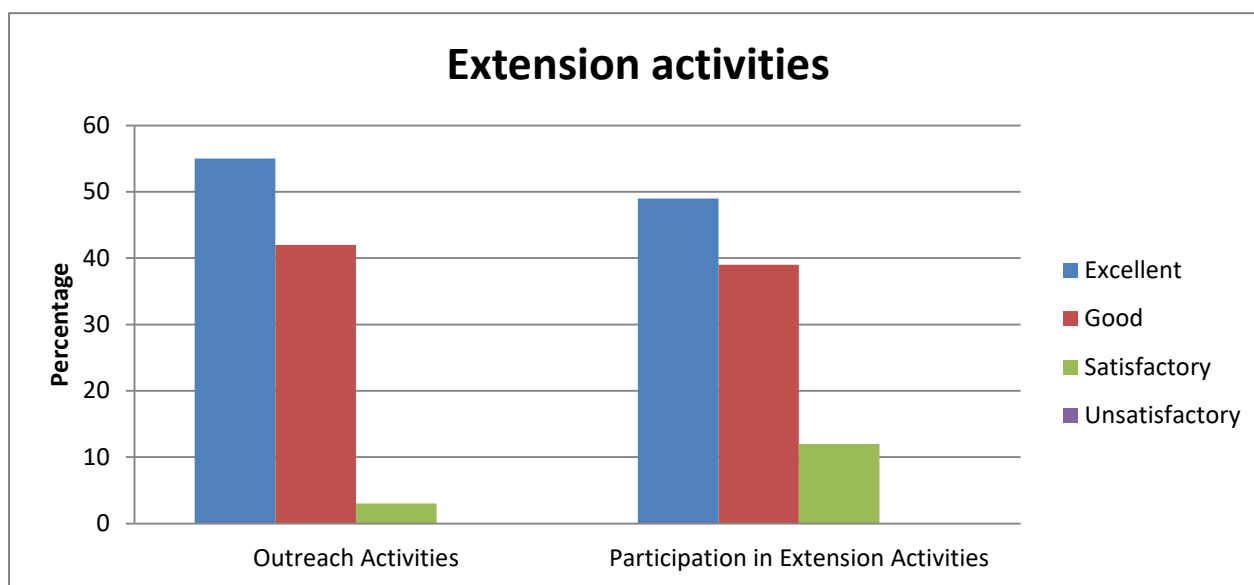
Academic Facilities



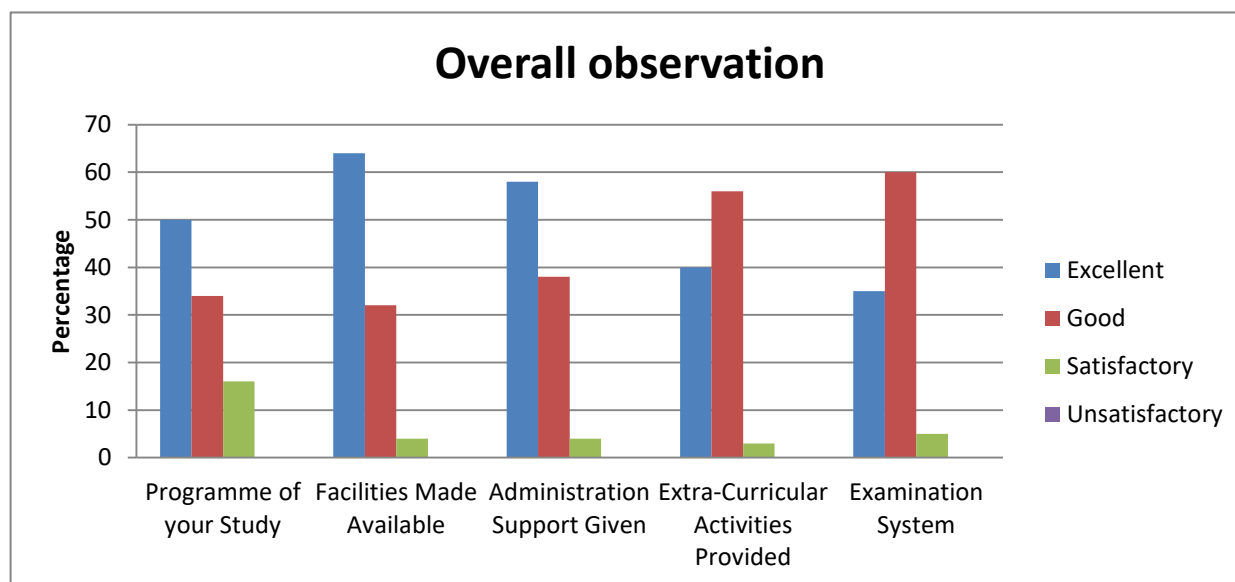
Academic Facilities(Percentage)								
	Syllabus Content	Coverage of Syllabus	Teaching Method	Laboratory Facilities	Teacher Guidance and Counselling	Conduct of CFA Tests / ESE	Staff-Student Relationship	CFA: ESE Weightage
Excellent	0	56	53	51	46	55	59	56
Good	100	37	34	37	44	36	36	36
Satisfactory	0	8	12	11	10	9	5	8
Unsatisfactory	0	0	0	0	0	0	0	0



Campus Facilities(Percentage)									
	Classroom	Internet Browsing	Resource centre	Hostel	Recreation	Health Care	General Library	Department Library	Extracurricular
Excellent	50	50	56	47	49	55	48	50	54
Good	44	46	40	47	40	37	49	40	44
Satisfactory	7	5	4	6	11	8	3	10	2
Unsatisfactory	0	0	0	0	0	0	0	0	0



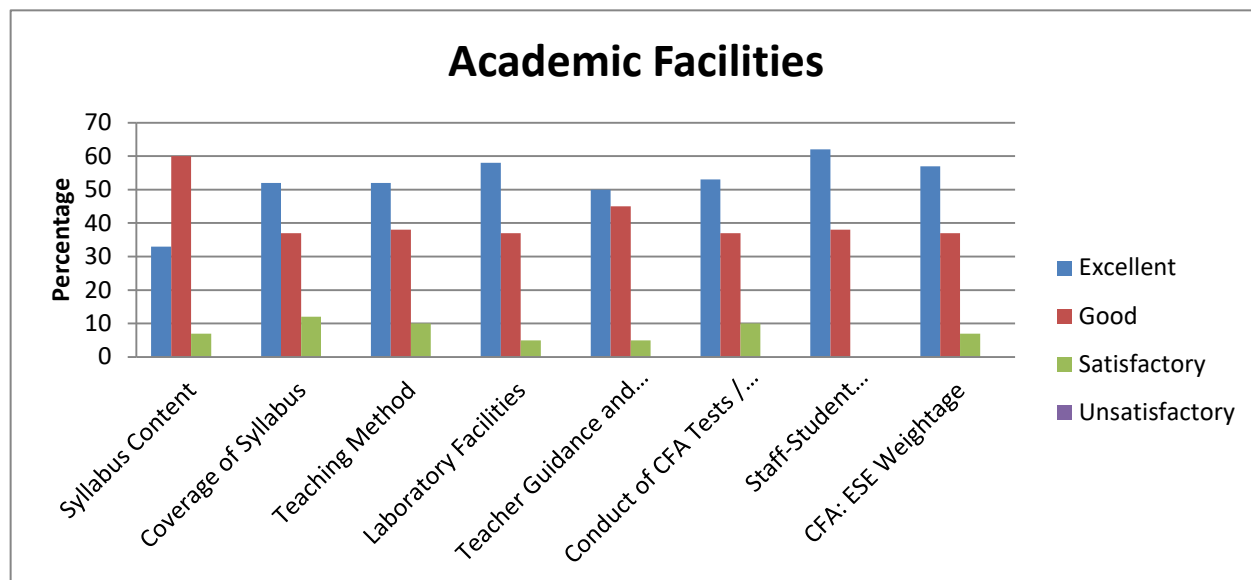
Extension activities(Percentage)		
	Outreach Activities	Participation in Extension Activities
Excellent	55	49
Good	42	39
Satisfactory	3	12
Unsatisfactory	0	0



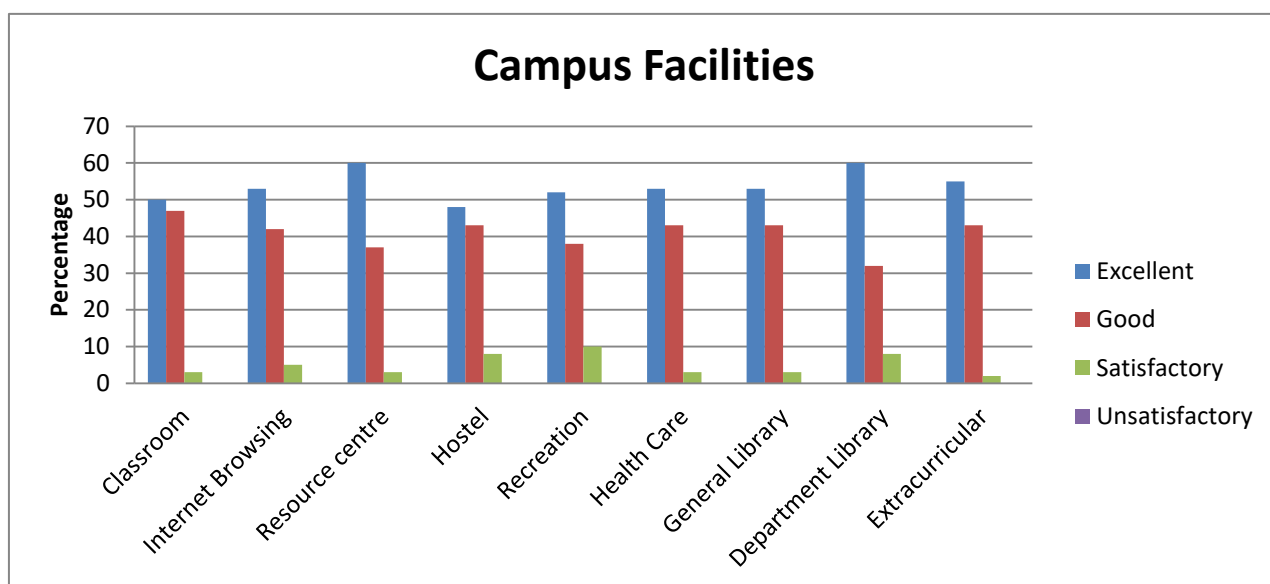
Overall observation(Percentage)					
	Programme of your Study	Facilities Made Available	Administration Support Given	Extra-Curricular Activities Provided	Examination System
Excellent	50	64	58	40	35
Good	34	32	38	56	60
Satisfactory	16	4	4	3	5
Unsatisfactory	0	0	0	0	0

1.4.1 Students Feedback Form (Zoology – year wise from (2017-2018))

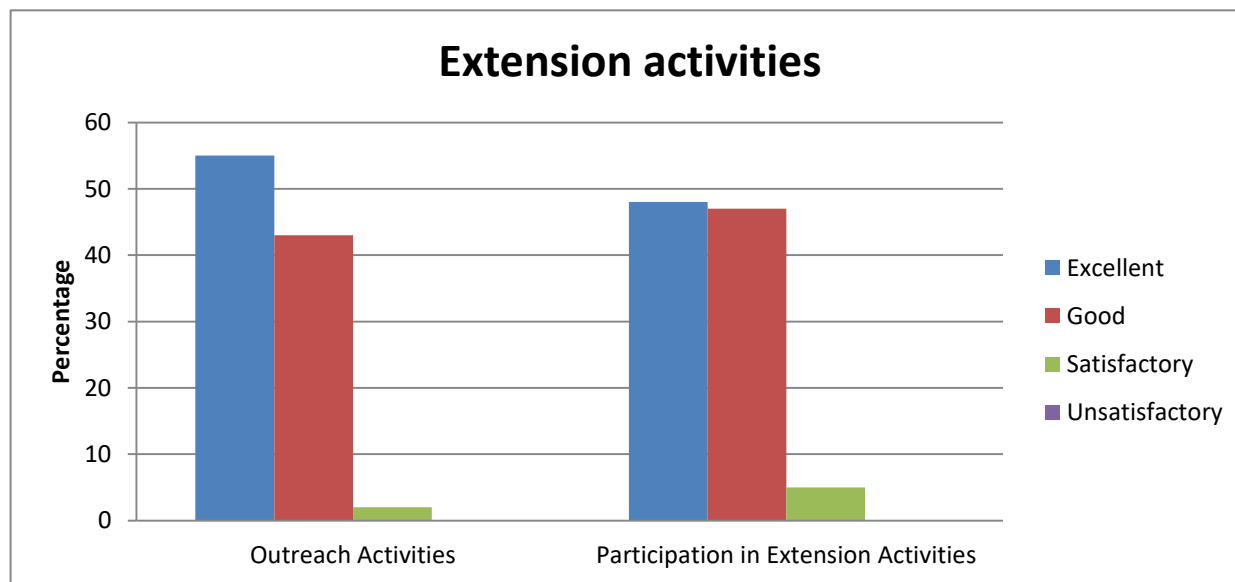
Total Number of Students : 60



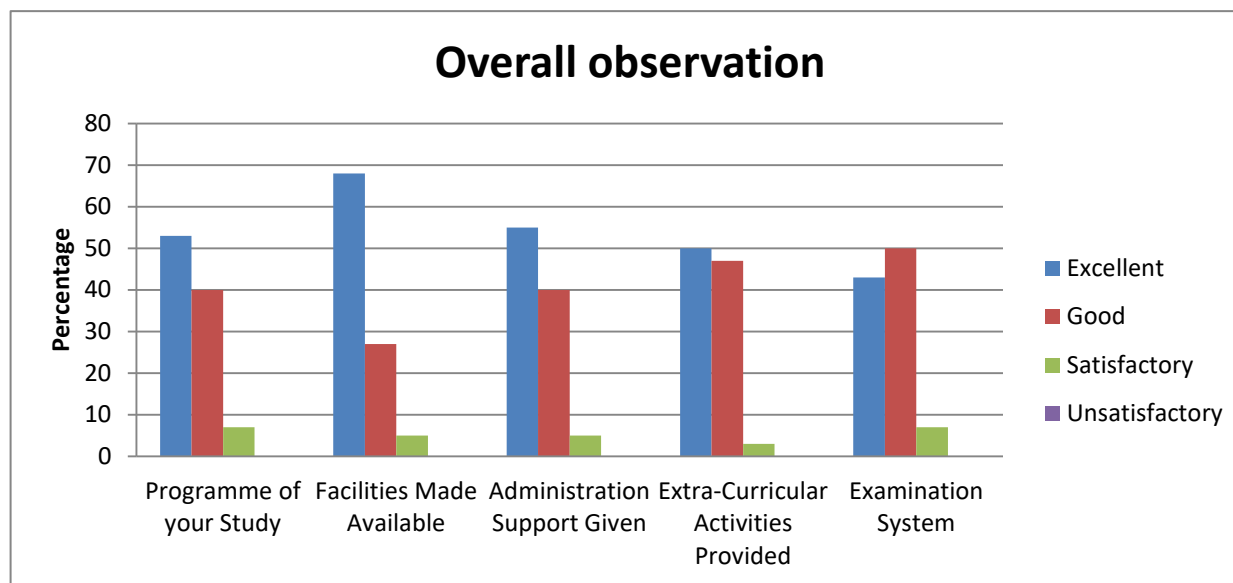
Academic Facilities(Percentage)								
	Syllabus Content	Coverage of Syllabus	Teaching Method	Laboratory Facilities	Teacher Guidance and Counselling	Conduct of CFA Tests / ESE	Staff-Student Relationship	CFA: ESE Weightage
Excellent	33	52	52	58	50	53	62	57
Good	60	37	38	37	45	37	38	37
Satisfactory	7	12	10	5	5	10	0	7
Unsatisfactory	0	0	0	0	0	0	0	0



Campus Facilities(Percentage)									
	Classroom	Internet Browsing	Resource centre	Hostel	Recreation	Health Care	General Library	Department Library	Extracurricular
Excellent	50	53	60	48	52	53	53	60	55
Good	47	42	37	43	38	43	43	32	43
Satisfactory	3	5	3	8	10	3	3	8	2
Unsatisfactory	0	0	0	0	0	0	0	0	0



Extension activities(Percentage)		
	Outreach Activities	Participation in Extension Activities
Excellent	55	48
Good	43	47
Satisfactory	2	5
Unsatisfactory	0	0



Overall observation(Percentage)					
	Programme of your Study	Facilities Made Available	Administration Support Given	Extra-Curricular Activities Provided	Examination System
Excellent	53	68	55	50	43
Good	40	27	40	47	50
Satisfactory	7	5	5	3	7
Unsatisfactory	0	0	0	0	0

2. FEEDBACK FROM TEACHERS

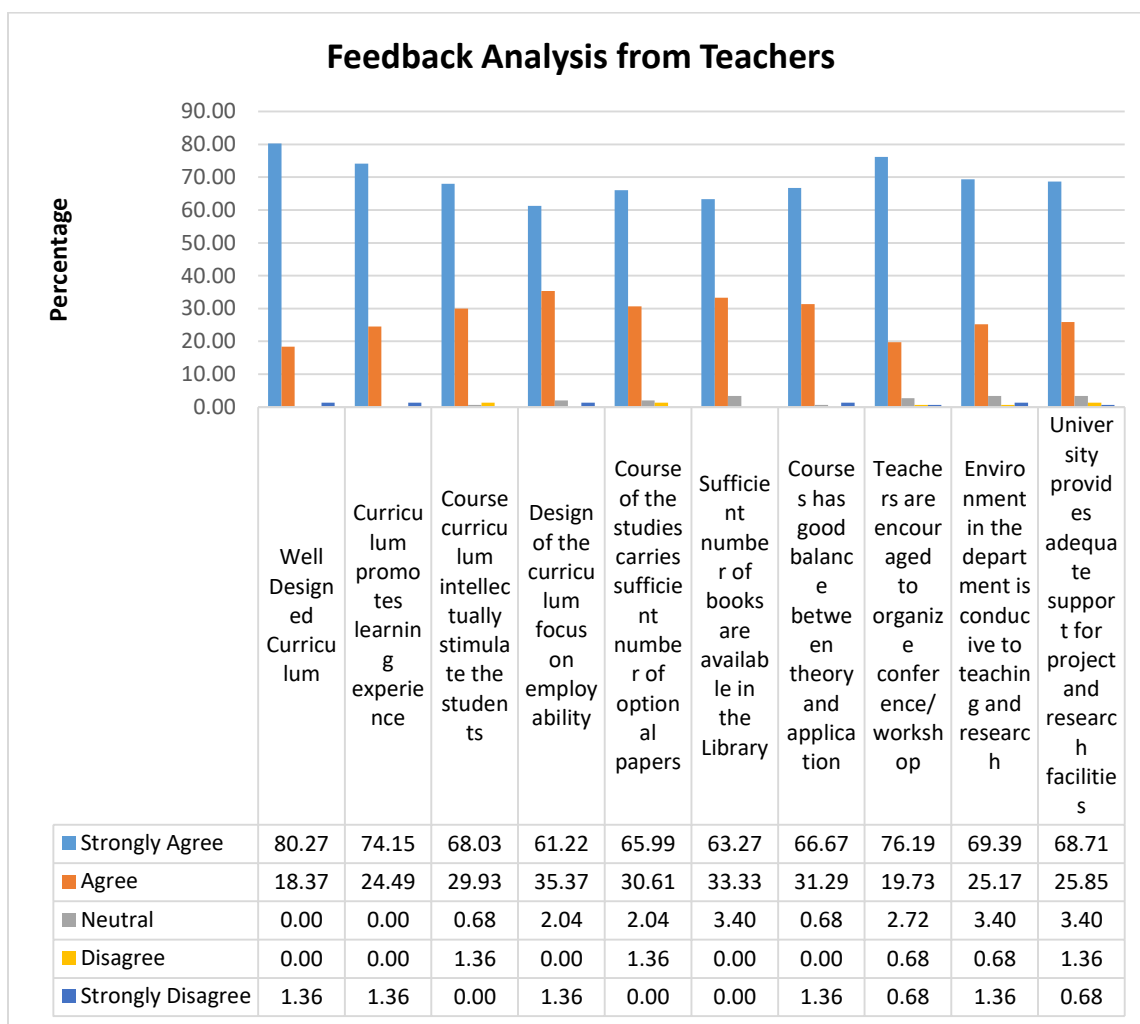
Regular feedback from teachers on the Course content and Curriculum as a whole is taken. IQAC analyses feedback and action taken report is sent to the head of the department, for taking note of the feedback during Curriculum and examination related updates.

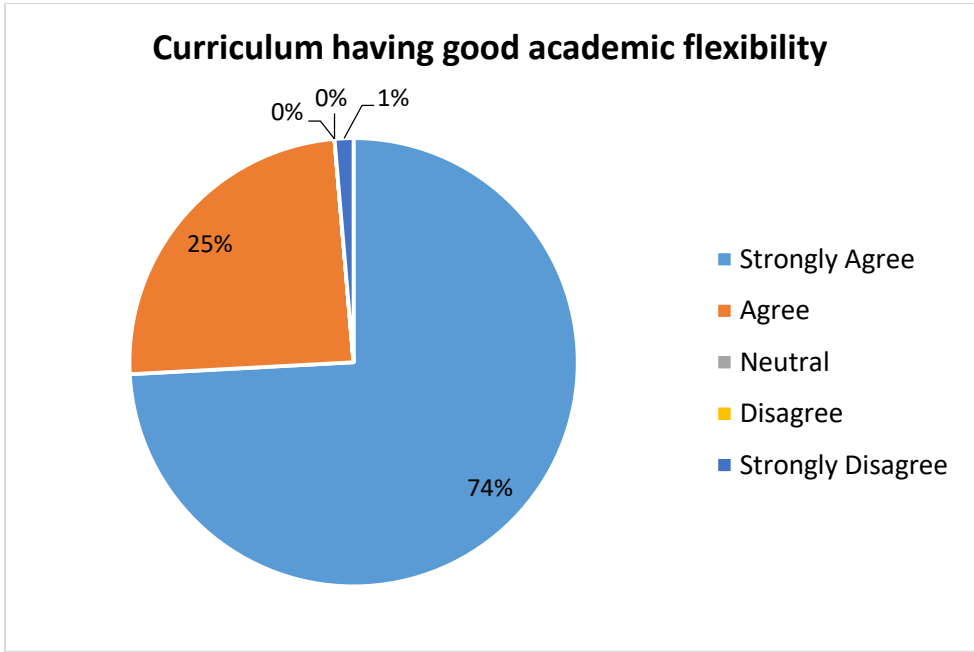
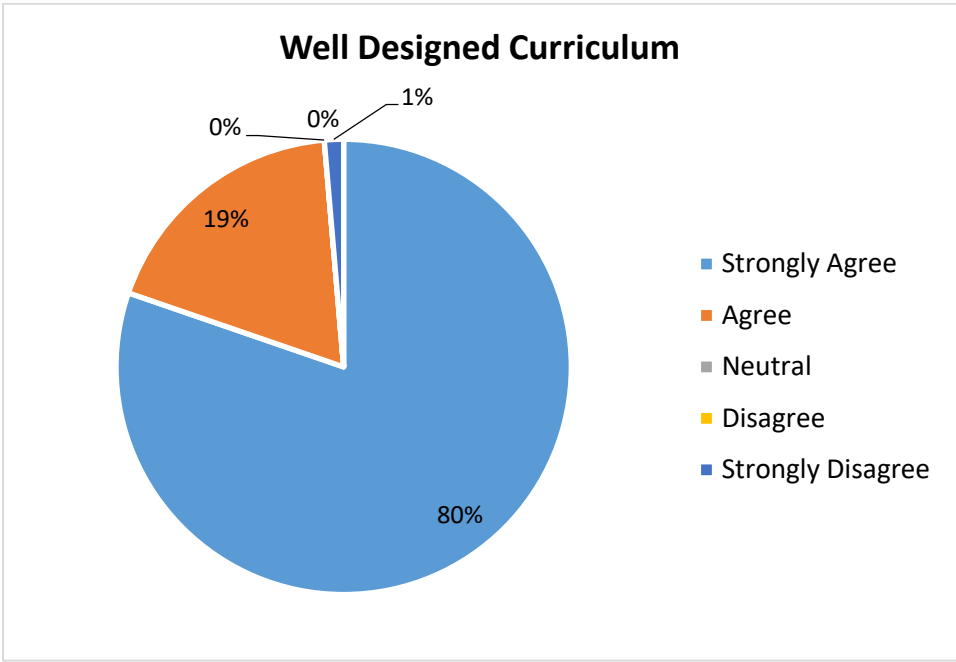
A) Number of feedback received = 147

Analysis of feedback received from Teachers (year wise from 2017-2018)

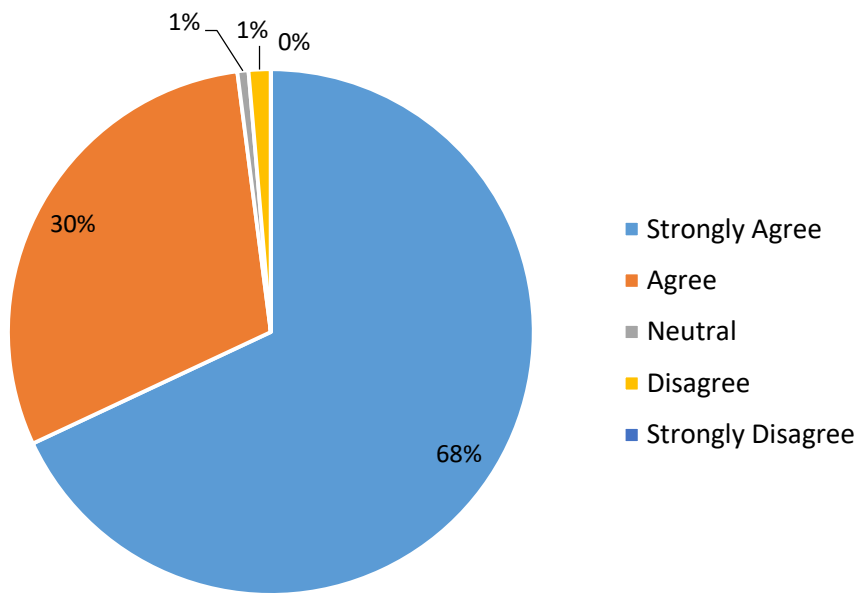
Year		2017-2018				
Rating on / Rating		Strongly Agree	Agree	Neutral	Disagree	Strongly Disagree
Well Designed Curriculum (Q. No. 1)	COUNT	118	27	0	0	2
	%	80.27	18.37	0.00	0.00	1.36
Curriculum promotes learning experience (Q. No. 2)	COUNT	109	36	0	0	2
	%	74.15	24.49	0.00	0.00	1.36
Course curriculum intellectually stimulate the students (Q. No. 3)	COUNT	100	44	1	2	0
	%	68.03	29.93	0.68	1.36	0.00
Design of the curriculum focus on employability (Q. No. 4)	COUNT	90	52	3	0	2
	%	61.22	35.37	2.04	0.00	1.36
Course of the studies carries sufficient number of optional papers (Q. No. 5)	COUNT	97	45	3	2	0
	%	65.99	30.61	2.04	1.36	0.00
Sufficient number of books are available in the Library (Q. No. 6)	COUNT	93	49	5	0	0
	%	63.27	33.33	3.40	0.00	0.00
Courses has good balance between theory and application (Q. No. 7)	COUNT	98	46	1	0	2
	%	66.67	31.29	0.68	0.00	1.36

Teachers are encouraged to organize conference/workshop (Q. No. 8)	COUNT	112	29	4	1	1
	%	76.19	19.73	2.72	0.68	0.68
Environment in the department is conducive to teaching and research (Q. No. 9)	COUNT	102	37	5	1	2
	%	69.39	25.17	3.40	0.68	1.36
University provides adequate support for project and research facilities (Q. No. 10)	COUNT	101	38	5	2	1
	%	68.71	25.85	3.40	1.36	0.68

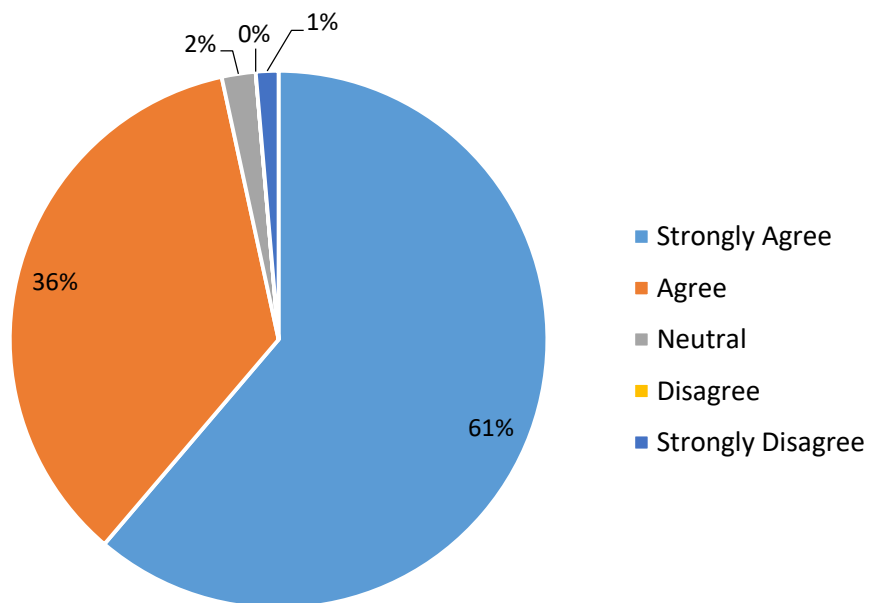




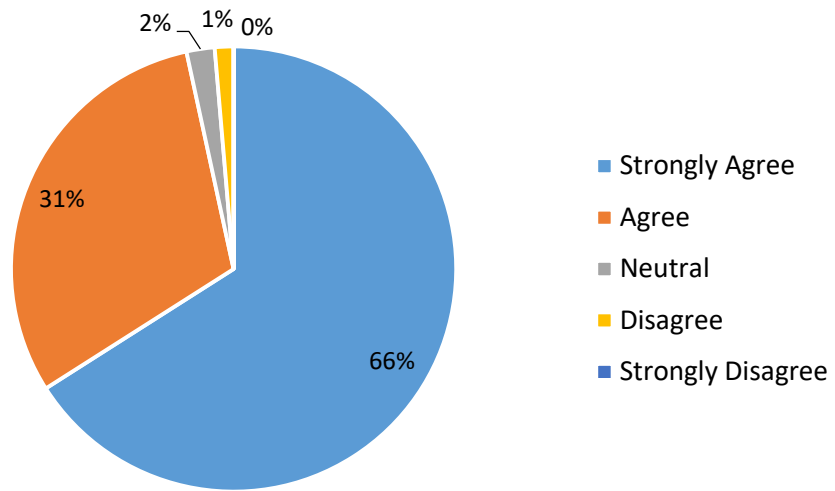
Course curriculum intellectually stimulate the students



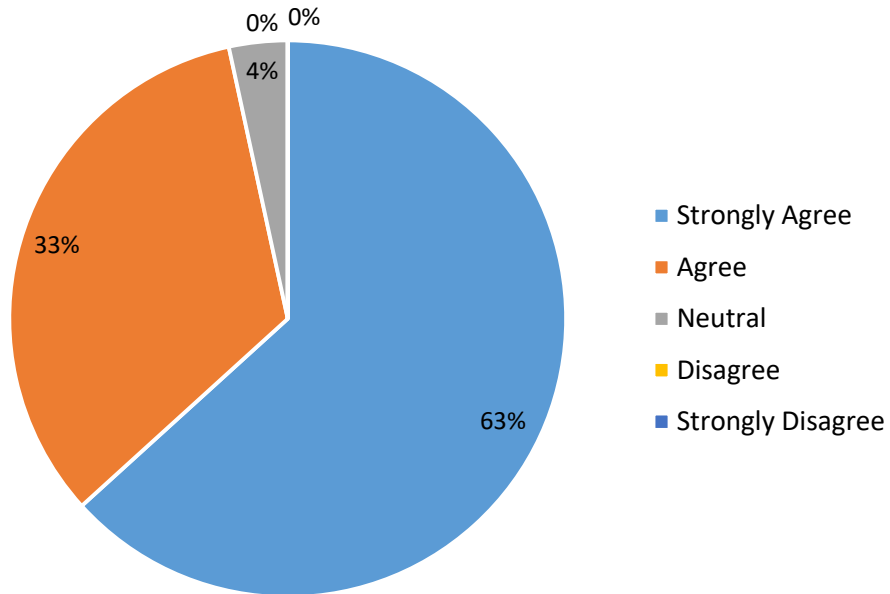
Design of the curriculum focus on employability



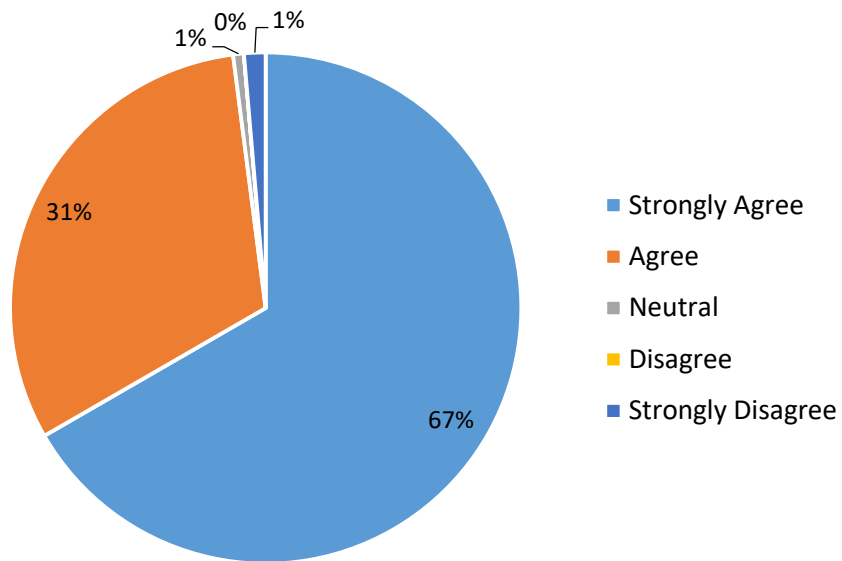
Course of the studies carries sufficient number of optional papers



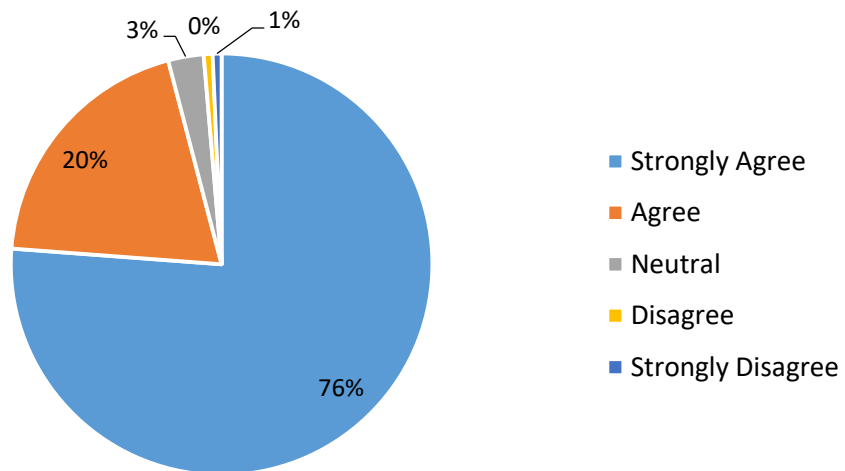
Sufficient number of books are available in the Library



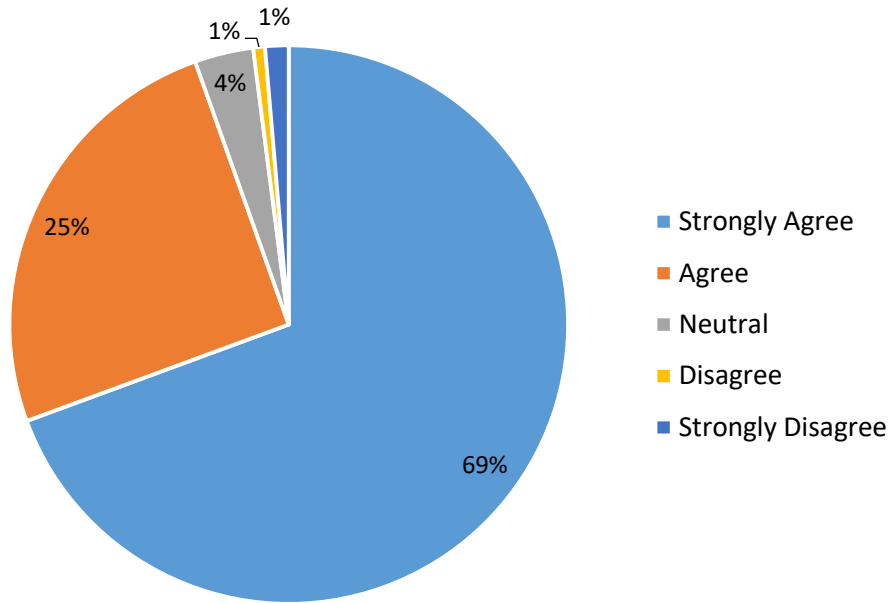
Courses has good balance between theory and application



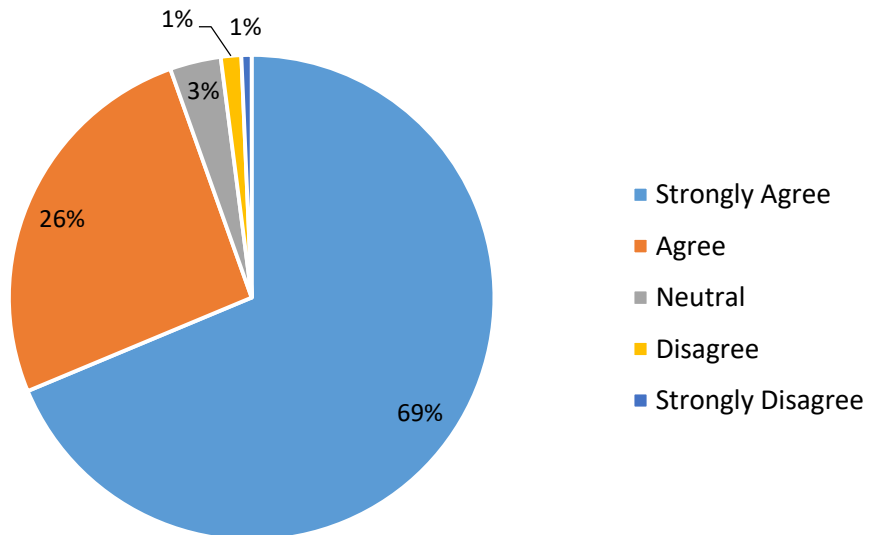
Teachers are encouraged to organize conference/workshop



Environment in the department is conducive to teaching and research



University provides adequate support for project and research facilities



3. FEEDBACK FROM EMPLOYERS

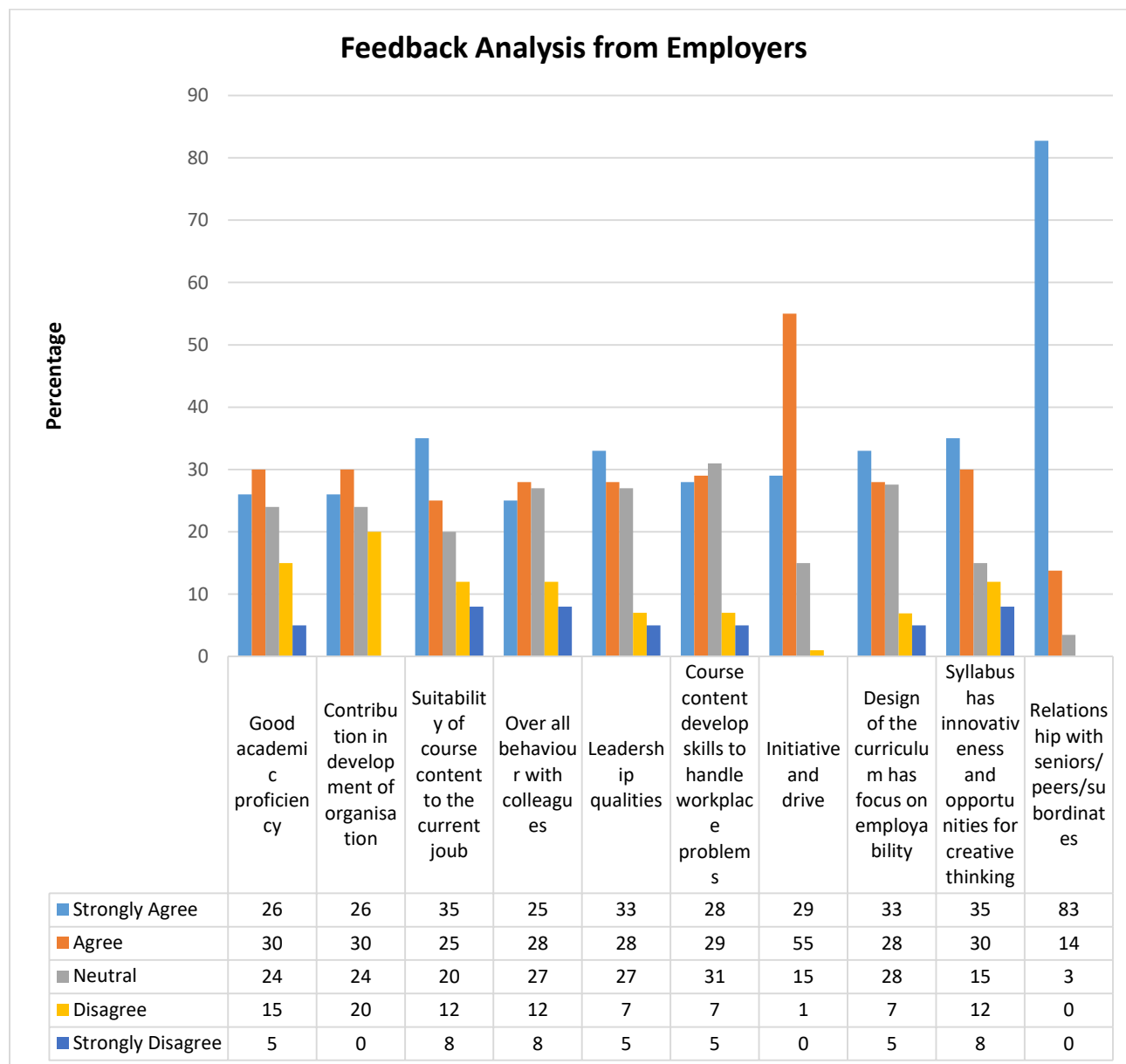
Employers are one of the important stakeholders in the student development. The institution takes the inputs from employers' feedback, while designing of new Curriculum and also during updating of Curriculum in Board of Studies. The inputs from employers are taken very seriously. Employers' feedback is analysed by IQAC cell and action taken report is circulated to respective heads of departments.

A) Number of feedback received = 29

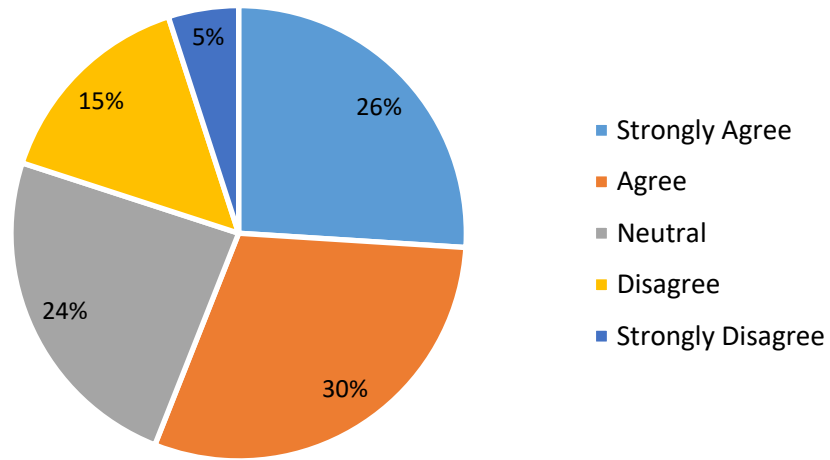
Analysis of feedback received from Employers (year wise from 2017-2018)

Year		2017-2018				
Rating on/ Rating		Strongly Agree	Agree	Neutral	Disagree	Strongly Disagree
Good academic proficiency (Q. No.1)	COUNT	8	9	7	4	1
	%	26	30	24	15	5
Contribution in development of organisation (Q. No. 2)	COUNT	8	9	7	6	0
	%	26	30	24	20	0
Suitability of course content to the current job (Q. No. 3)	COUNT	10	7	6	3	2
	%	35	25	20	12	8
Over all behaviour with colleagues (Q. No. 4)	COUNT	7	8	8	3	2
	%	25	28	27	12	8
Leadership qualities (Q. No. 5)	COUNT	10	8	8	2	1
	%	33	28	27	7	5
Course content develop skills to handle workplace problems (Q. No. 6)	COUNT	8	8	9	2	1
	%	28	29	31	7	5
Initiative and drive (Q. No. 7)	COUNT	8	16	4	0	0
	%	29	55	15	1	0
Design of the curriculum has focus on employability (Q. No. 8)	COUNT	10	8	8	2	1
	%	33	28	28	7	5
Syllabus has innovativeness and opportunities for creative thinking (Q. No. 9)	COUNT	10	9	4	3	2
	%	35	30	15	12	8

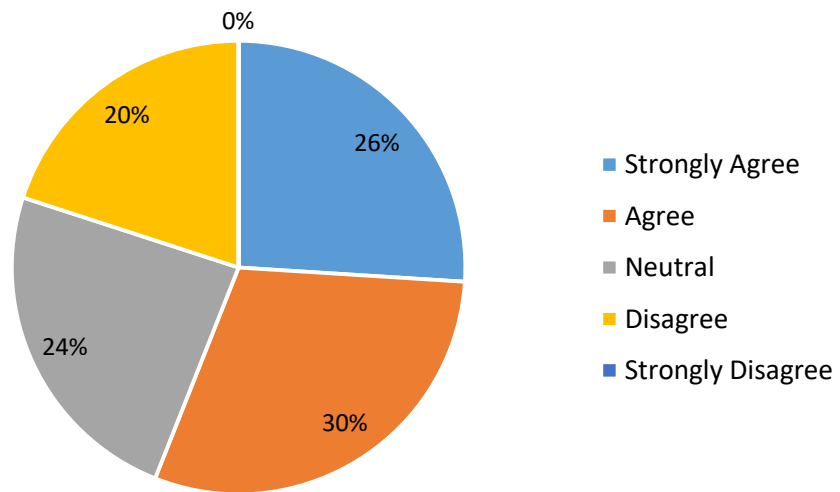
Relationship with seniors/peers/subordinates (Q. No. 10)	COUNT	24	4	1	0	0
	%	83	14	3	0	0



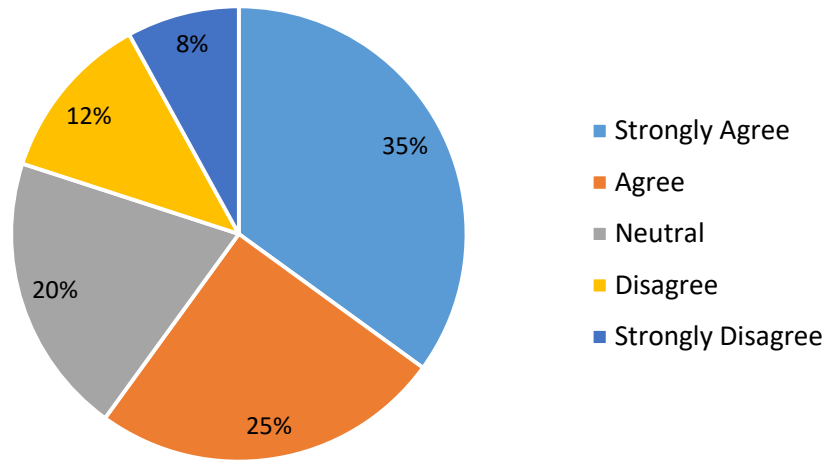
Good academic proficiency



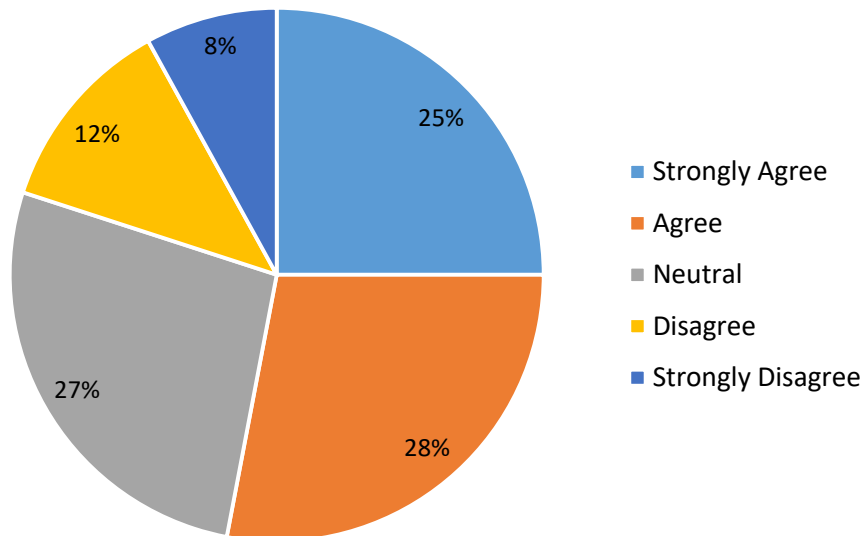
Contribution in development of organisation



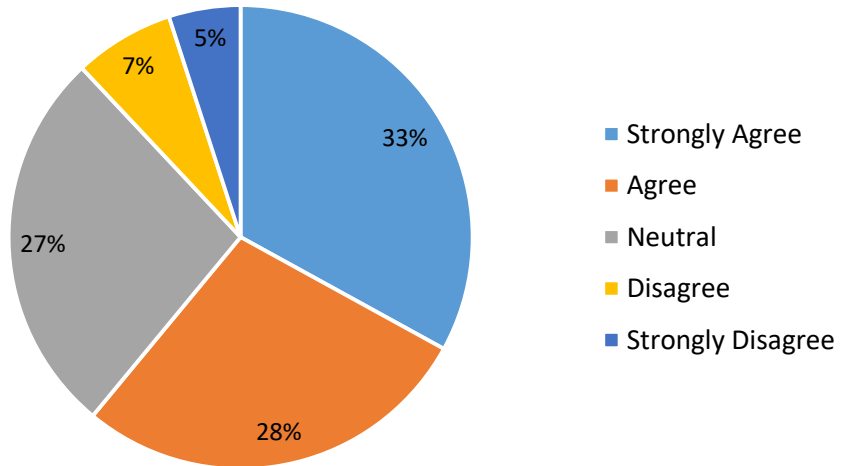
Suitability of course content to the current job



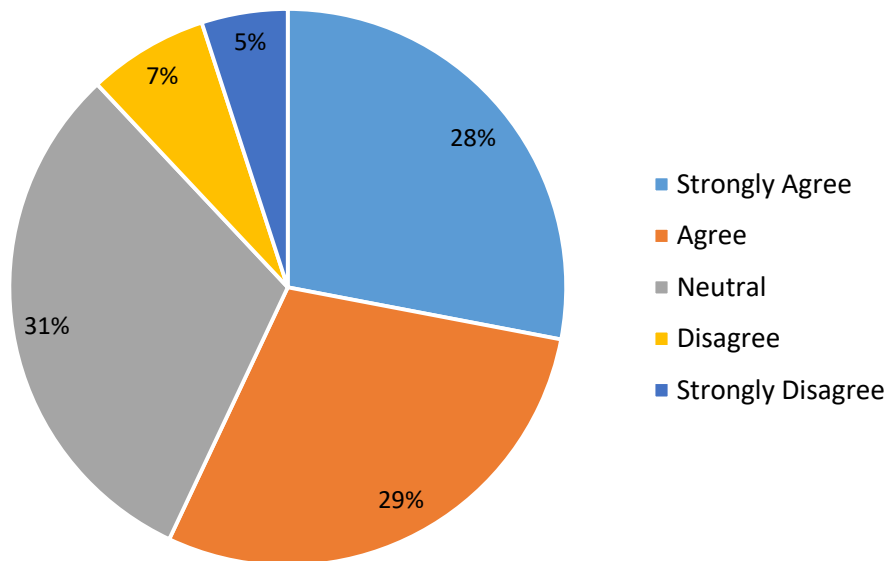
Over all behaviour with colleagues

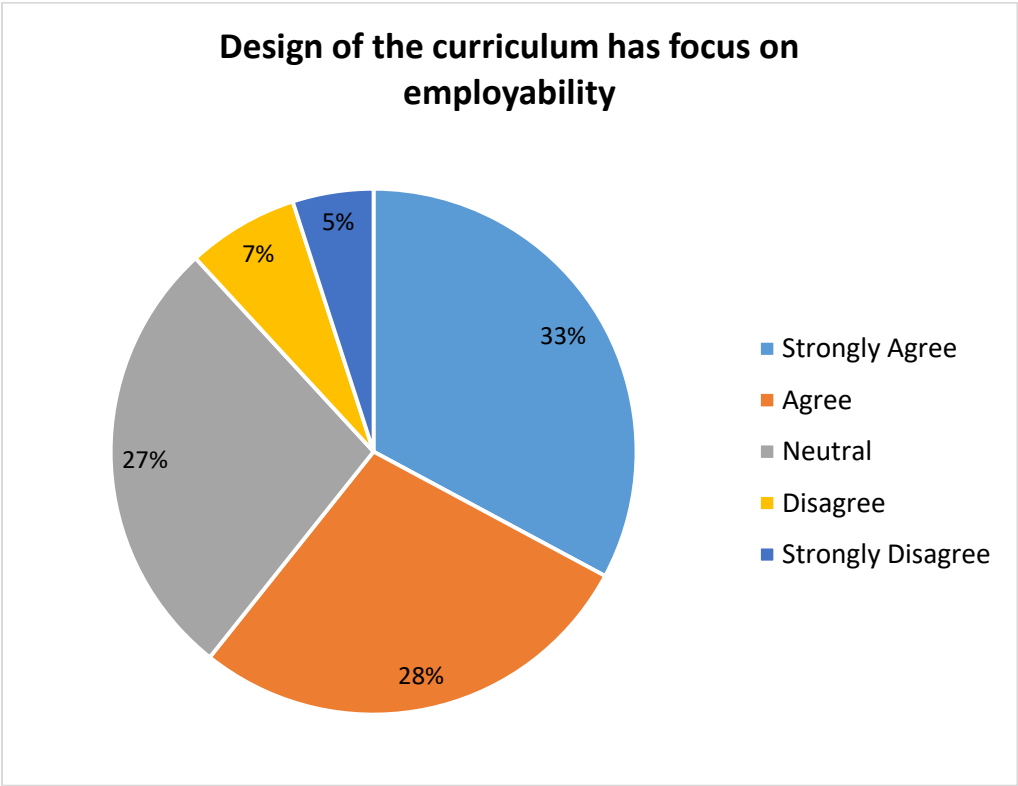
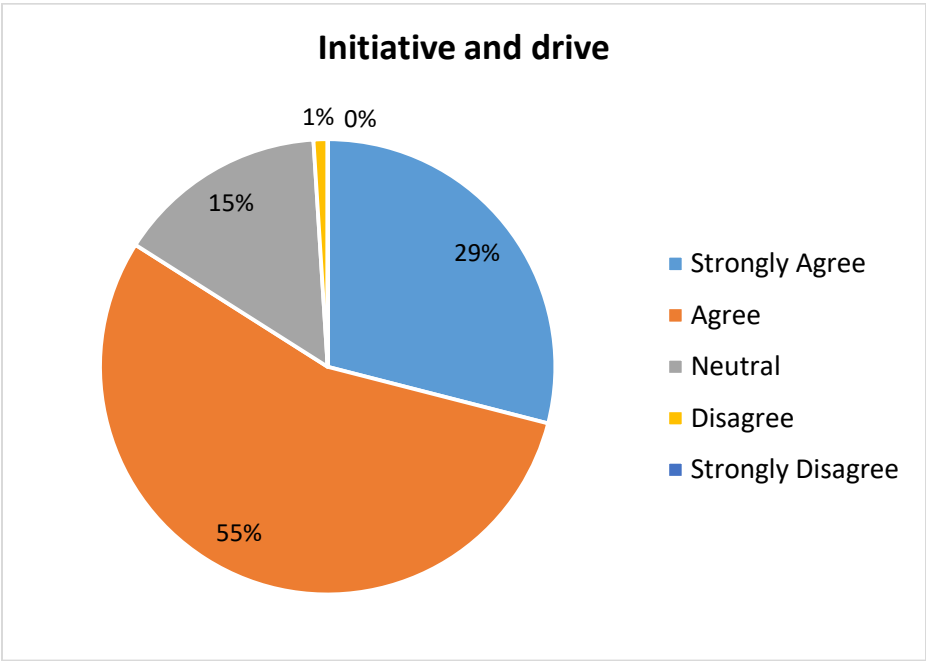


Leadership qualities

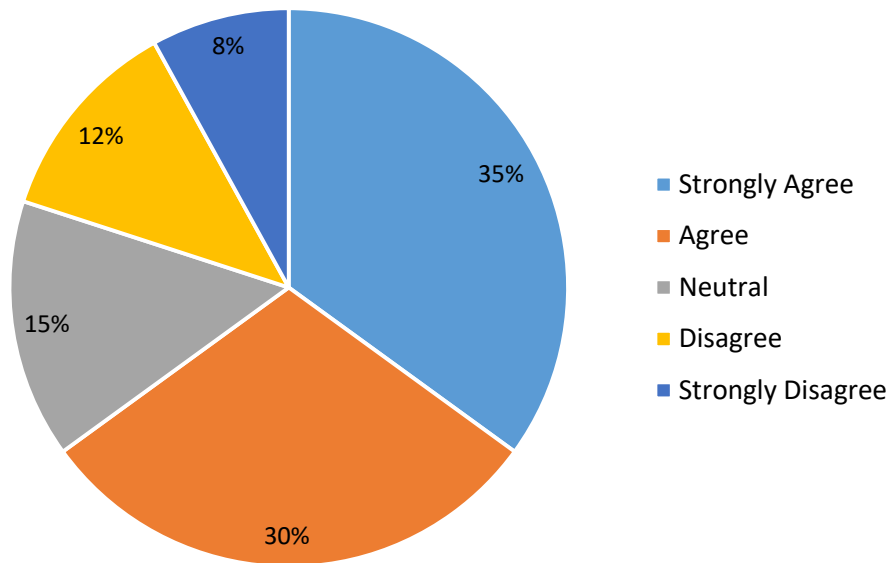


Course content develop skills to handle workplace problems

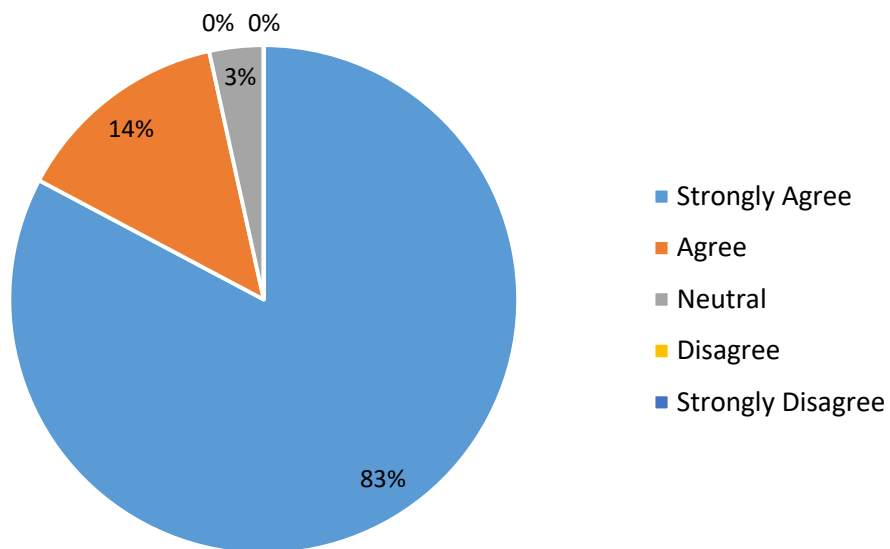




Syllabus has innovativeness and opportunities for creative thinking



Relationship with seniors/peers/subordinates



4. FEEDBACK FROM ALUMNI

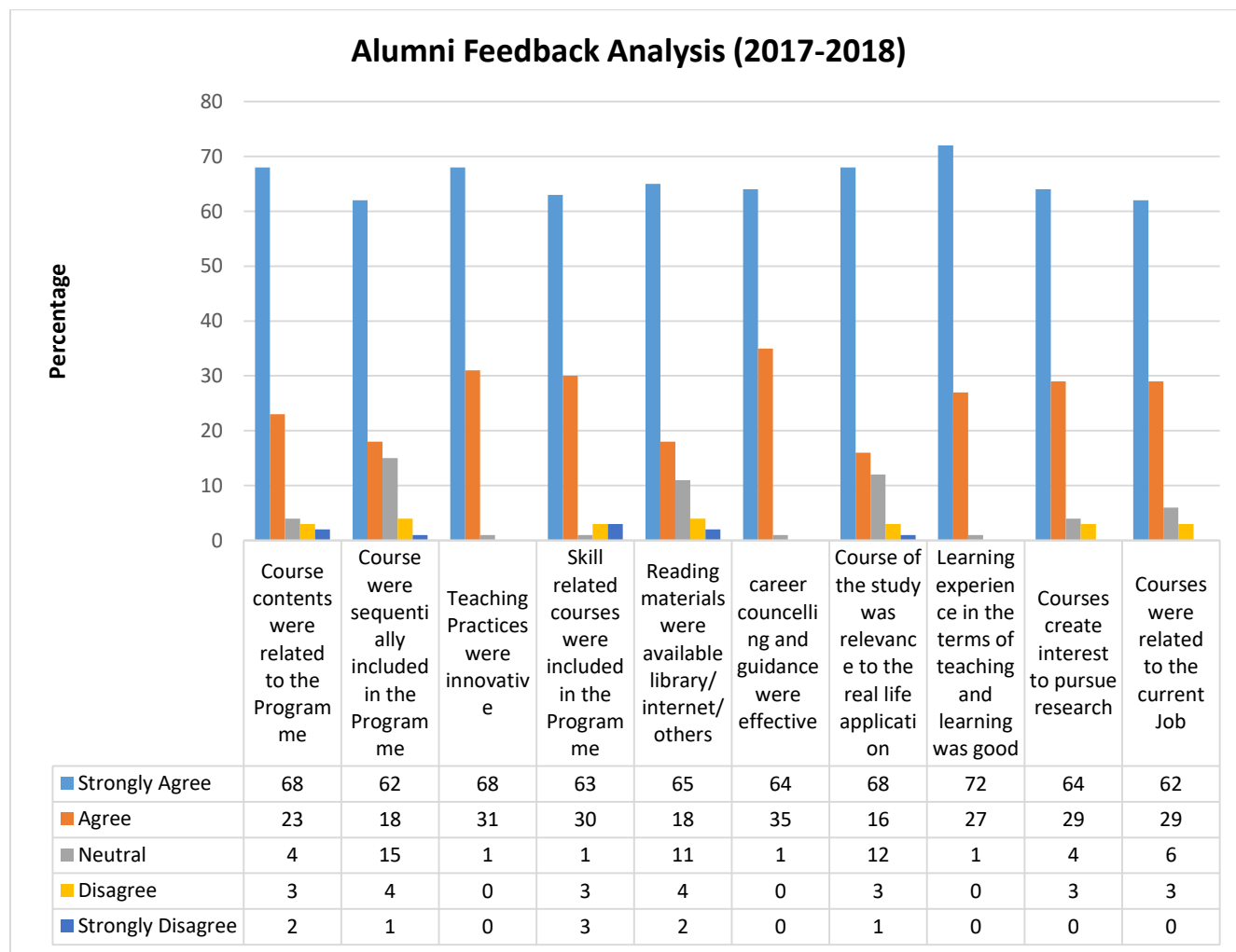
Alumni form an essential part, in designing and Reviewing of Curriculum. The feedbacks from alumni are taken during Board of Studies meeting and during alumni meets held annually. Their views on Curriculum, employability and visibility of institutions are taken by Head of Departments and Alumni Association and sent to IQAC.

A) Number of feedback received = 79

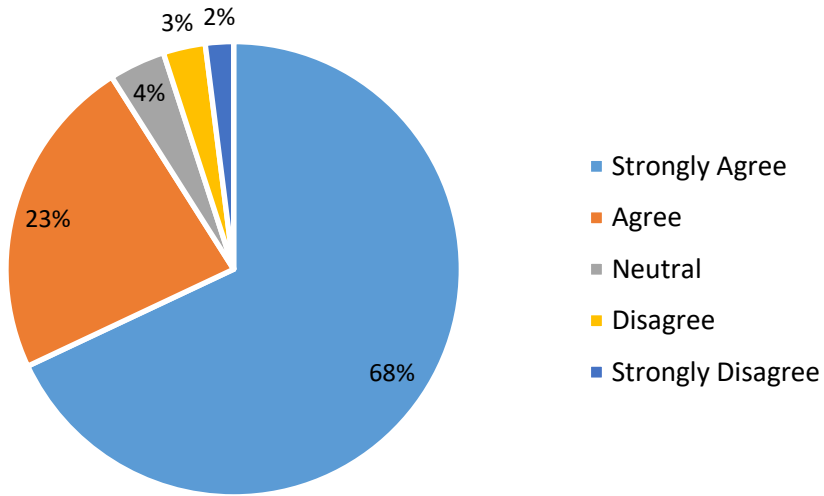
Analysis of feedback received from Alumni (year wise from 2017-2018)

Year		2017-2018				
Ratingon/ Rating		Strongly Agree	Agree	Neutral	Disagree	Strongly Disagree
Course contents were related to the Programme(Q. No.1)	COUNT	54	18	3	2	2
	%	68	23	4	3	2
Course were sequentially included in the Programme(Q. No. 2)	COUNT	49	14	12	3	1
	%	62	18	15	4	1
Teaching Practices were innovative (Q. No. 3)	COUNT	54	24	1	0	0
	%	68	31	1	0	0
Skill related courses were included in the Programme(Q. No. 4)	COUNT	50	24	1	2	2
	%	63	30	1	3	3
Reading materials were available library/ internet/others(Q. No. 5)	COUNT	51	14	9	3	2
	%	65	18	11	4	2
career counseling and guidance were effective (Q. No. 6)	COUNT	50	28	1	0	0
	%	64	35	1	0	0
Course of the study was relevance to the real life application(Q. No. 7)	COUNT	54	13	9	2	1
	%	68	16	12	3	1
Learning experience in the terms of teaching and learning was good (Q. No. 8)	COUNT	57	21	1	0	0
	%	72	27	1	0	0
Courses create interest to pursue	COUNT	51	23	3	2	0

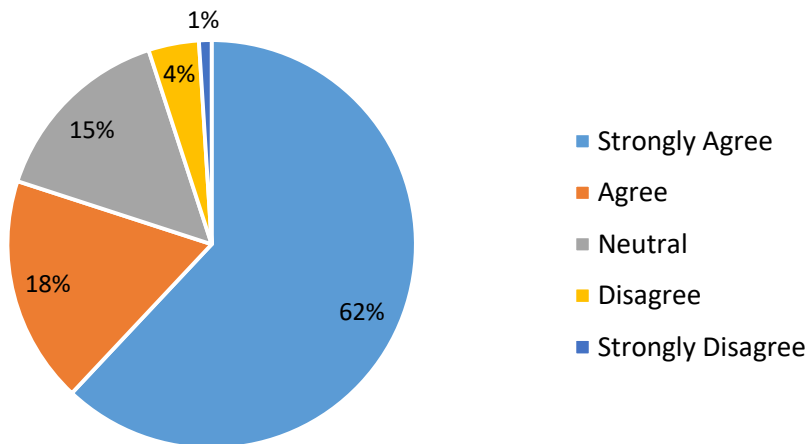
research(Q. No. 9)	%	64	29	4	3	0
Courses were related to the current Job (Q. No. 10)	COUNT	49	23	5	2	0
	%	62	29	6	3	0



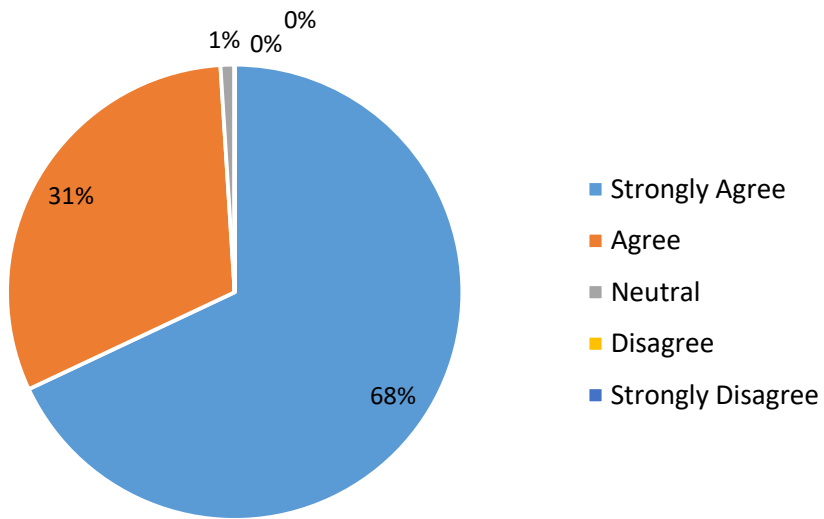
Course contents were related to the Programme



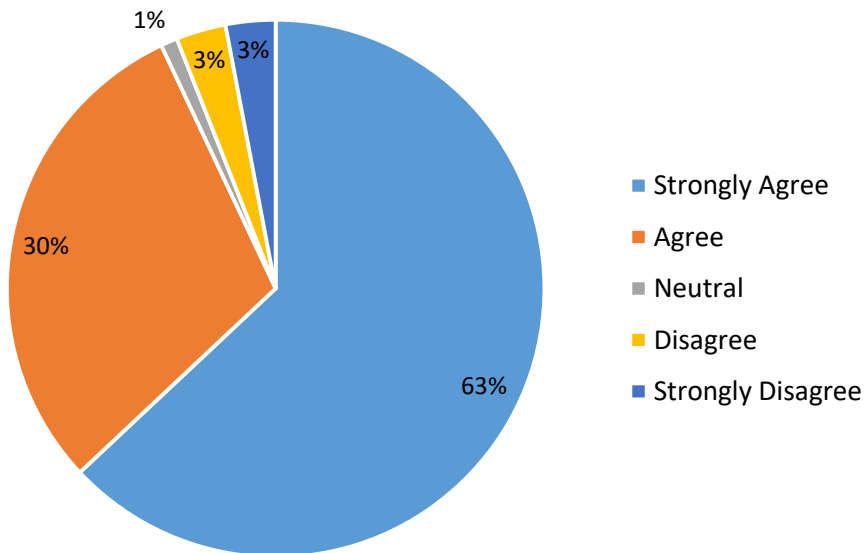
Course were sequentially included in the Programme



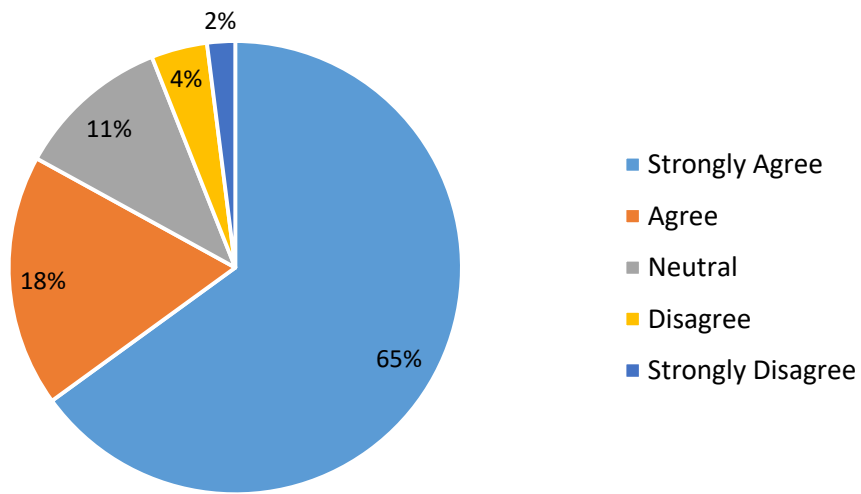
Teaching Practices were innovative



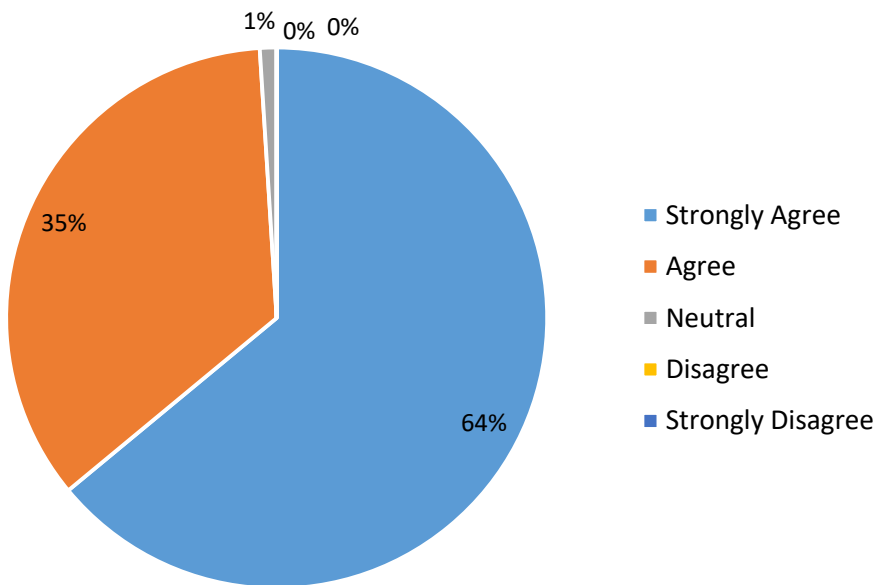
Skill related courses were included in the Programme



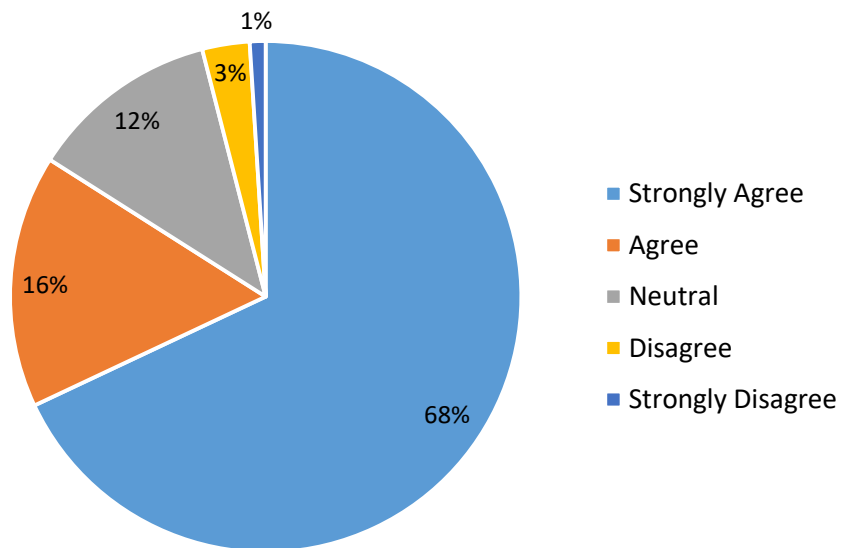
**Reading materials were available library/
internet/others**



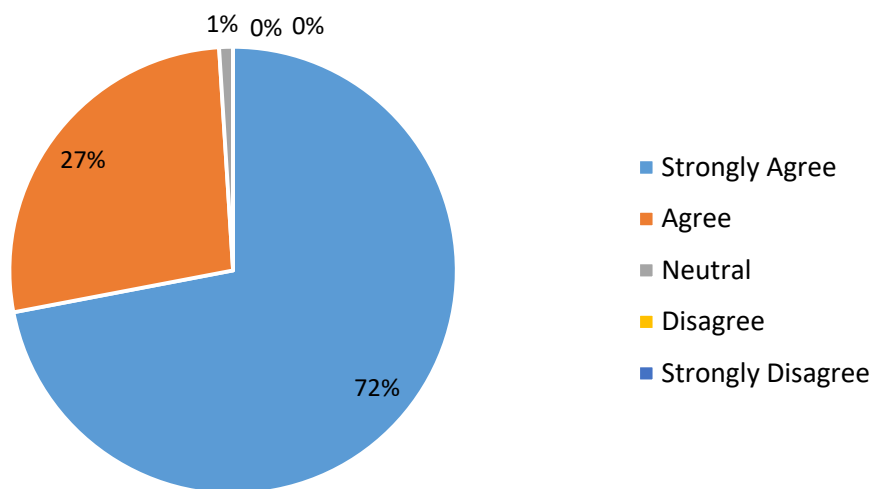
career counselling and guidance were effective



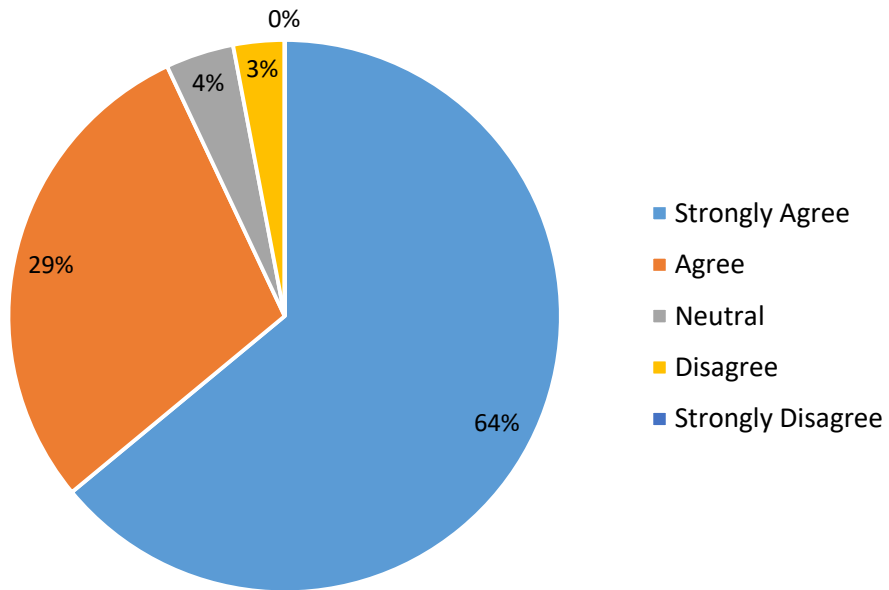
Course of the study was relevance to the real life application



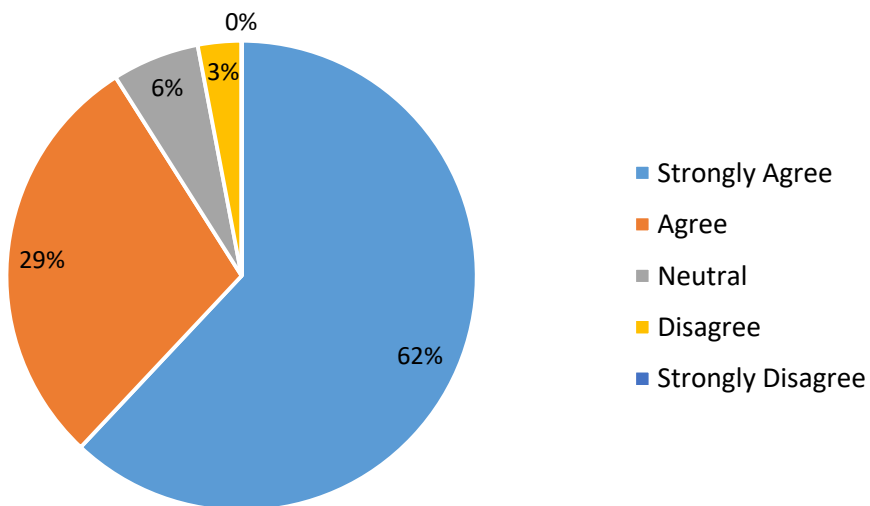
Learning experience in the terms of teaching and learning was good



Courses create interest to pursue research



Courses were related to the current Job



ACTION TAKEN REPORT ON FEEDBACK (2017-18)
STUDENTS

OBSERVATIONS	ACTION TAKEN
CCTV to be installed at the entrance and vantage points of the hostel premises for better vigilance.	It was resolved to install CCTV at hostel premises as well as University administrative block surroundings immediately.
Provision of computer facilities and improvement of Wi-fi bandwidth for better Internet speed	There are separate computer Labs attached to all the departments with networking. There is an open access to Wi-fi in the university campus with 1Gbps bandwidth for the benefit of students and members of faculty.
All the room doors and windows must be covered with insect protective mesh as the menace is rampant and leads to frequent communicable diseases.	Hostel wardens were instructed to provide insect protective mesh to all the rooms. Clean hostel campus is maintained to prevent the spread of communicable disease.
Arrangements for common celebration such as Hostel Day with special menu and recreational activities etc.,	Hostel day is celebrated in all the hostels every year.
Each room requires reading table and chair, besides periodic checking and replacing the non-functional, old, broken furniture, cot etc.,	Furniture are purchased every year in the hostel budget allotted by the university.
Periodic meeting of inmates by higher authorities for eliciting their concerns, requirements and timely action on the views expressed.	Higher authorities frequently visit hostels to take timely actions on the views expressed by the students.
The mess workers need separate accommodation, as they are resident workers staying in the hostel on 24/7 basis	Hostel wardens were instructed to provide separate accommodations for resident workers.
Weekly checking of electrical appliances and lighting in rooms, common utility area and rest-wash rooms.	Electricians are available in the campus day and night and they frequently check lighting in the rooms, rest and wash rooms.
Without fail, as the inmates have requested arrangement for either visit of medical doctor and or resident doctor in the campus/hostel. This requires serious and immediate attention.	A separate health center is available in the campus. Medical Doctor is visiting the campus frequently and medicines are also available in the health centre.
Provision/arrangement of visitor's hall, especially in girls hostels for meeting the parents/relatives.	Rooms are available in the Hostel premises for meeting the parents

ALUMNI

OBSERVATIONS	ACTION TAKEN
Alumni felt that skill related courses shall be introduced.	IQAC has communicated to all the Board of Studies, Chairpersons to include skill-oriented courses in their curriculum.

EMPLOYERS

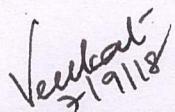
OBSERVATION	ACTION TAKEN
In the year 2017-18, employers have expressed their dissatisfaction with graduate's capacity to provide real-world answers to workplace problems.	IQAC has communicated to all the heads of the departments to offer Value-added/Add-on courses for specific job roles.
During 2017-18, students lagged in terms of generating new ideas, learning new techniques and adapting to workplace responsibilities and challenges.	IQAC has communicated to all the heads of the departments to aid students to organize and participate in exhibitions, trade fairs, exposure visits, on-campus exhibitions, competitions and colloquiums, student hackathons, student startup programmes and new product demonstrations programmes.

TEACHERS


OBSERVATION	ACTION TAKEN
Laboratory and classrooms need to be improved.	Head of the departments were instructed to improve Laboratory and classroom facilities with department budget.


CBCS COORDINATOR

Dr. C. CHANDRASEKAR, M.C.A., Ph.D.
 CBCS Coordinator
 Professor / Computer Science
 Periyar University
 Salem - 636 011. TN.


DIRECTOR, IQAC

Prof. Dr. R. VENKATACHALAPATHY
 Director
 Interna. Quality Assurance Cell (IQAC),
 Periyar University,
 Salem - 636 011, Tamil Nadu


REGISTRAR

REGISTRAR
PERIYAR UNIVERSITY
SALEM-636 011.