


Stakeholders' Feedback Analysis Report and Action Taken Report

(2016-2017)

**(Students, Teachers, Employers and
Alumni)**



PERIYAR UNIVERSITY
NAAC A GRADE – STATE UNIVERSITY
SALEM - 636011
TAMIL NADU

**PERIYAR UNIVERSITY, SALEM,
TAMILNADU**

CRITERIA-I

EVIDENCE(S) AS PER

SOP

METRIC NO. 1.4.1	Structured feedback received from 1) Students, 2) Teachers, 3) Employers, 4) Alumni for design and review of Syllabus Semester wise /year wise Options: A. Any 4 of above B. Any 3 of above C. Any 2 of above D. Any 1 of above E. None of the
<ul style="list-style-type: none">• <i>Stakeholder feedback analysis report.</i>• <i>Action taken report of the Institution on feedback report as minutes by the Governing Council, Syndicate, Board of Management and IQAC</i>	

Report
on
Feedback from
Stakeholders
(Students, Teachers, Employers, and Alumni)
on
Curriculum

Index

S. No	Content	Page Numbers
1	Feedback Analysis of Students	5
2	Feedback Analysis of Teachers	83
3	Feedback Analysis of Employers	90
4	Feedback Analysis of Alumni	97
5	Action Taken Report	104

1. FEEDBACK FROM STUDENTS

The feedback on curriculum from students is taken every year. The Student feedback covers learning values (in terms of skills, concept, knowledge, analytical abilities), applicability/relevance to real life situation, Course content, extent of coverage, and additional information regarding Curriculum. The feedback is assessed rigorously analysed by IQAC Committee and the (Action taken report) comments of the feedback is shared with respective departments, prior to Board of Studies meeting held for Curriculum updating and other Curriculum related works.

A) Number of feedback received in 2016-2017 year

Year	Number of Students
2016 - 2017	1934

B) Questions Asked

Que.No.	Question Asked	Abbreviation Used
01	Syllabus Content	Academic Facilities
02	Coverage of Syllabus	
03	Teaching Methods	
04	Laboratory Facilities	
05	Teacher Guidance and Counseling	
06	Conduct of CFA Tests / ESE	
07	Staff-Student Relationship	
08	CFA: ESE Weightage	
09	Classrooms	Campus Facilities
10	Internet Browsing	
11	Amenity / Services	
12	Hostel	
13	Recreation	
14	Health Care	
15	General Library	
16	Department Library	
17	Extracurricular	
18	Outreach Activities	Extension Activities
19	Participation in Extension Activities	
20	Programme of your Study	Overall Observation
21	Facilities Made Available	
22	Administration Support Given	
23	Extra-Curricular Activities Provided	
24	Examination System	

Analysis of feedback received from students (year wise from 2016-17)

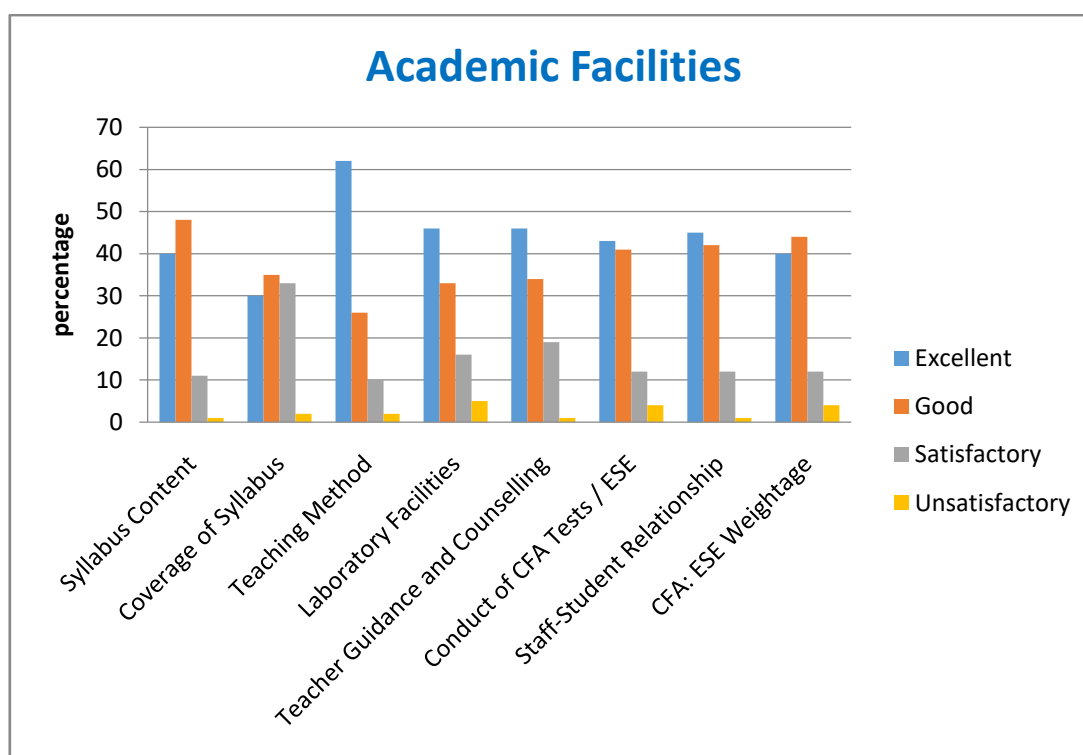
Year		2016 - 2017			
Rating on \ Rating		Excellent	Good	Satisfactory	Unsatisfactory
Academic Facilities (Syllabus Content) (Q. No. 1)	Count	774	928	213	19
	%	40	48	11	1
Academic Facilities (Coverage of Syllabus) (Q. No. 2)	Count	580	677	638	39
	%	30	35	33	2
Academic Facilities (Teaching Methods) (Q. No. 3)	Count	1199	503	193	39
	%	62	26	10	2
Academic Facilities (Laboratory Facilities) (Q. No. 4)	Count	890	638	309	97
	%	46	33	16	5
Academic Facilities (Teacher Guidance and Counseling) (Q. No. 5)	Count	890	658	367	19
	%	46	34	19	1
Academic Facilities (Conduct of CFA Tests / ESE) (Q. No. 6)	Count	832	793	232	77
	%	43	41	12	4
Academic Facilities (Staff-Student Relationship) (Q. No. 7)	Count	871	812	232	19
	%	45	42	12	1
Academic Facilities (CFA: ESE Weightage) (Q. No. 8)	Count	774	851	232	77
	%	40	44	12	4
Campus Facilities (Classrooms) (Q. No. 9)	Count	832	754	232	116
	%	43	39	12	6
Campus Facilities (Internet Browsing) (Q. No. 10)	Count	890	658	309	77
	%	46	34	16	4
Campus Facilities (Amenity / Services) (Q. No. 11)	Count	793	774	271	96
	%	41	40	14	5
Campus Facilities (Hostel) (Q. No. 12)	Count	812	755	290	77
	%	42	39	15	4
Campus Facilities (Recreation) (Q. No. 13)	Count	638	852	367	77
	%	33	44	19	4
Campus Facilities (Health Care) (Q. No. 14)	Count	696	890	290	58
	%	36	46	15	3
Campus Facilities (General Library) (Q. No. 15)	Count	910	580	367	77
	%	47	30	19	4
Campus Facilities (Department Library) (Q. No. 16)	Count	948	715	213	58
	%	49	37	11	3
Campus Facilities (Extracurricular) (Q. No. 17)	Count	832	696	348	58
	%	43	36	18	3
Extension Activities (Outreach Activities) (Q. No. 18)	Count	697	870	309	58
	%	36	45	16	3
Extension Activities	Count	754	909	213	58

(Participation in Extension Activities) (Q. No. 19)	%	39	47	11	3
Overall Observation (Programme of your Study) (Q. No. 20)	Count	909	832	155	38
	%	47	43	8	2
Overall Observation (Facilities Made Available) (Q. No. 21)	Count	851	754	271	58
	%	44	39	14	3
Overall Observation (Administration Support Given) (Q. No. 22)	Count	909	696	271	58
	%	47	36	14	3
Overall Observation (Extra-Curricular Activities Provided)(Q. No. 23)	Count	870	754	271	39
	%	45	39	14	2
Overall Observation (Examination System) (Q. No. 24)	Count	832	793	271	38
	%	43	41	14	2

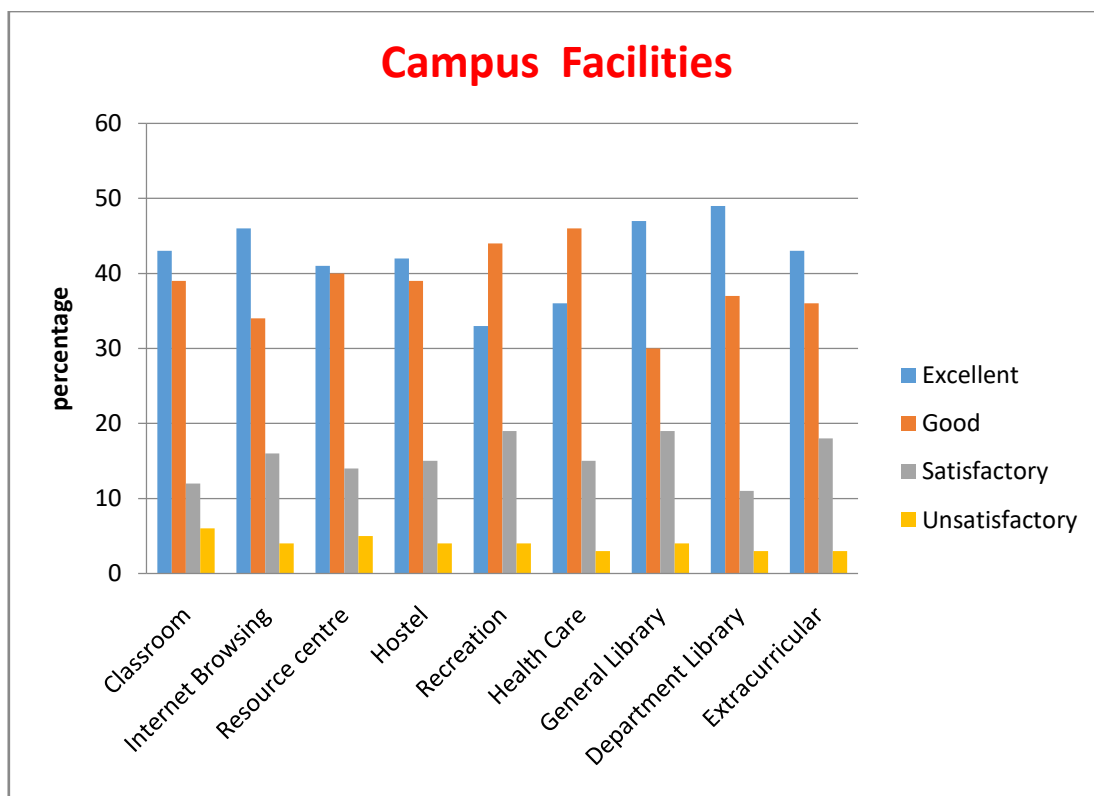
1.4.1 Students Feedback Form (Over All – year wise from (2016-2017))

Total Number of Students : 1934

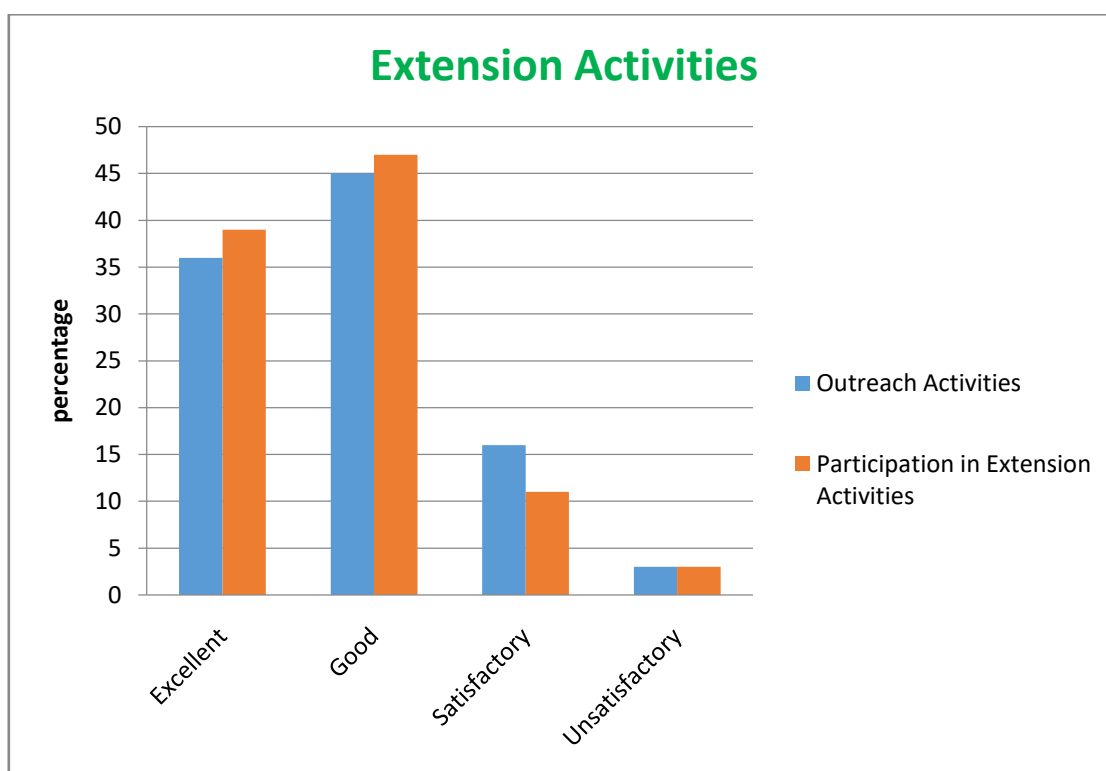
Academic Facilities (Percentage)								
Rating	Syllabus Content	Coverage of Syllabus	Teaching Methods	Laboratory Facilities	Teacher Guidance and Counseling	Conduct of CFA Tests / ESE	Staff-Student Relationship	CFA: ESE Weightage
Excellent	40	30	62	46	46	43	45	40
Good	48	35	26	33	34	41	42	44
Satisfactory	11	33	10	16	19	12	12	12
Unsatisfactory	1	2	2	5	1	4	1	4



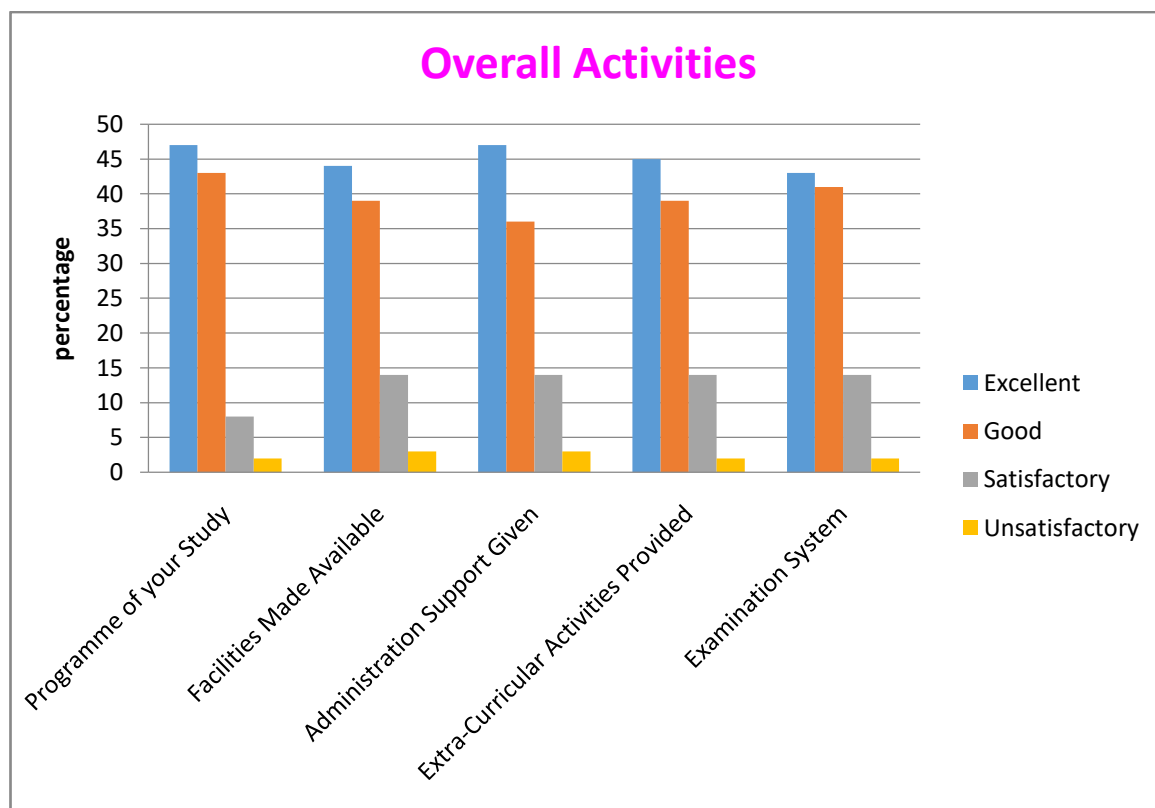
Campus Facilities									
Rating	Classroom	Internet Browsing	Resource centre	Hostel	Recreation	Health Care	General Library	Department Library	Extracurricular
Excellent	43	46	41	42	33	36	47	49	43
Good	39	34	40	39	44	46	30	37	36
Satisfactory	12	16	14	15	19	15	19	11	18
Unsatisfactory	6	4	5	4	4	3	4	3	3



	Extension Activities	
Rating	Outreach Activities	Participation in Extension Activities
Excellent	36	39
Good	45	47
Satisfactory	16	11
Unsatisfactory	3	3



	Overall Activities				
Rating	Programme of your Study	Facilities Made Available	Administration Support Given	Extra-Curricular Activities Provided	Examination System
Excellent	47	44	47	45	43
Good	43	39	36	39	41
Satisfactory	8	14	14	14	14
Unsatisfactory	2	3	3	2	2

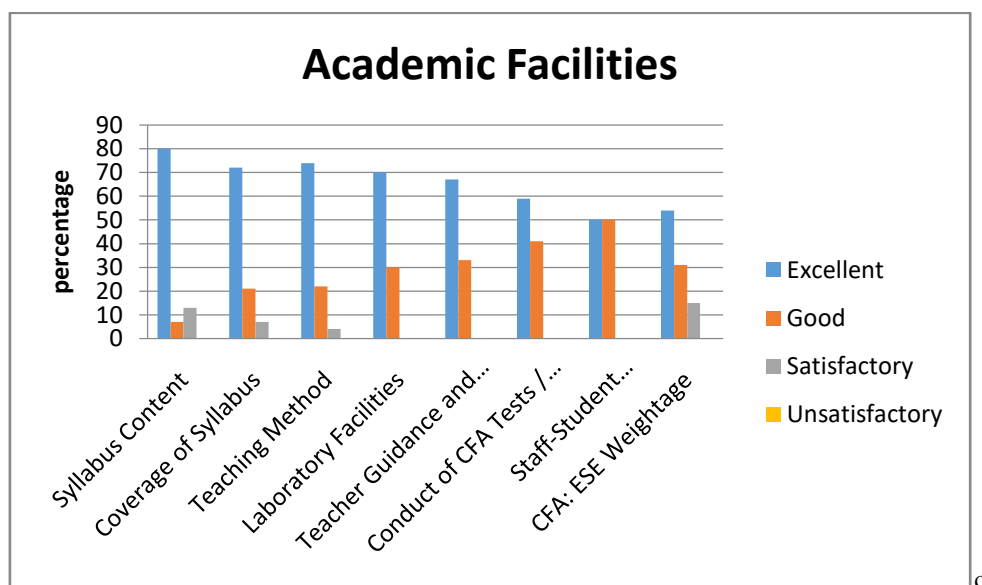


1.4.1 Students Feedback Form (Bio-Chemistry– year wise from (2016-2017))

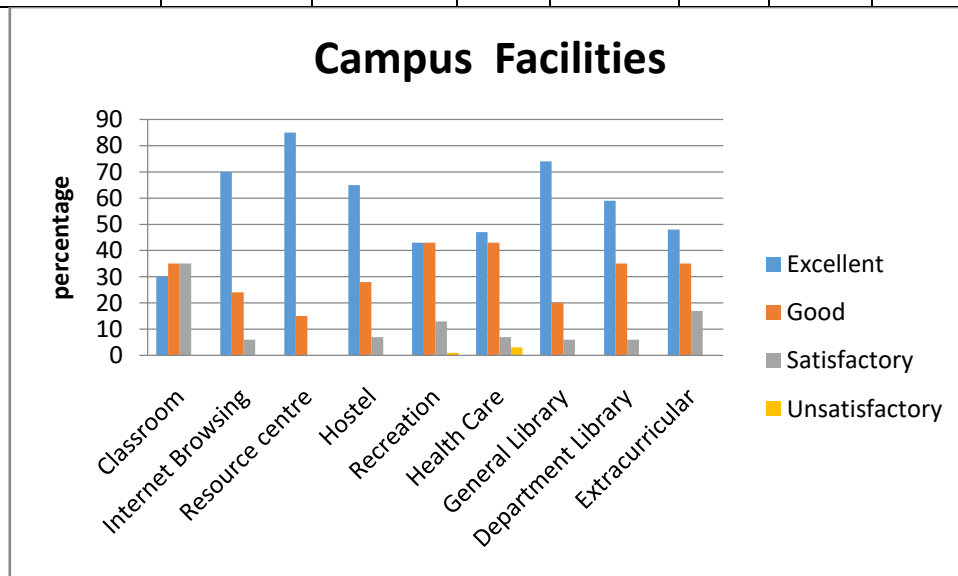
Total Number of Students : 46

Academic Facilities

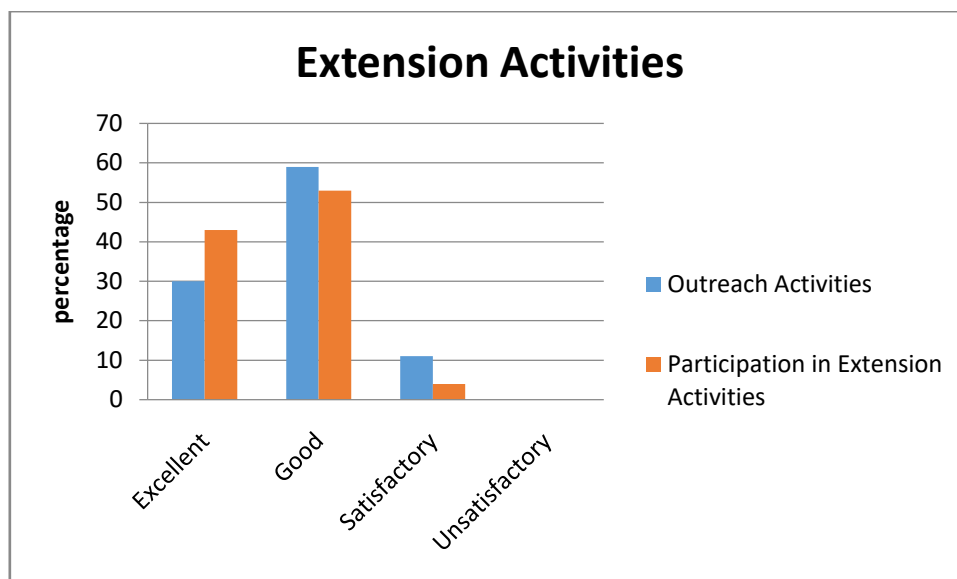
	Syllabus Content	Coverage of Syllabus	Teaching Method	Laboratory Facilities	Teacher Guidance and Counselling	Conduct of CFA Tests / ESE	Staff-Student Relationship	CFA: ESE Weightage
Excellent	80	72	74	70	67	59	50	54
Good	7	21	22	30	33	41	50	31
Satisfactory	13	7	4	0	0	0	0	15
Unsatisfactory	0	0	0	0	0	0	0	0



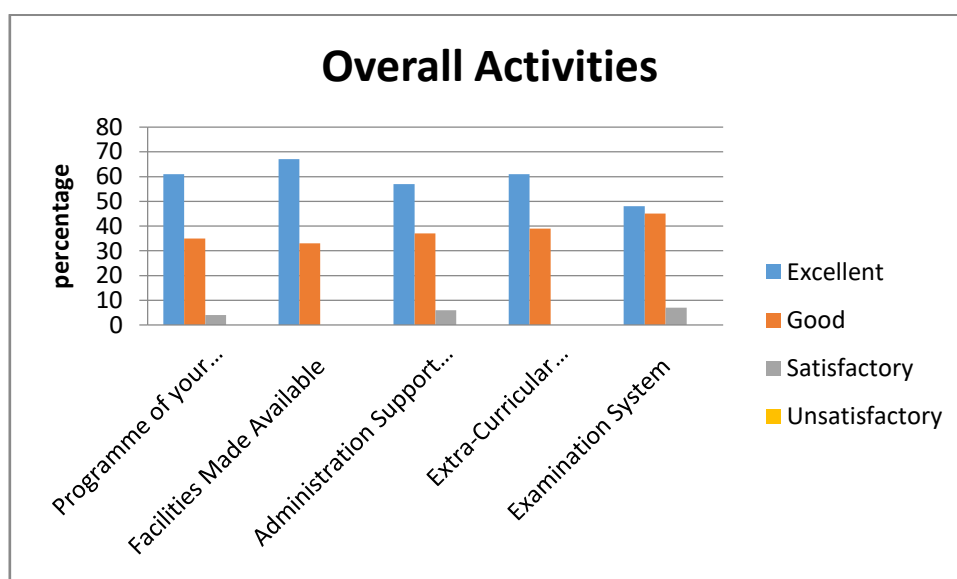
	Campus Facilities								
	Classroom	Internet Browsing	Resource centre	Hostel	Recreation	Health Care	General Library	Department Library	Extracurricular
Excellent	30	70	85	65	43	47	74	59	48
Good	35	24	15	28	43	43	20	35	35
Satisfactory	35	6	0	7	13	7	6	6	17
Unsatisfactory	0	0	0	0	1	3	0	0	0



Extension Activities		
	Outreach Activities	Participation in Extension Activities
Excellent	30	43
Good	59	53
Satisfactory	11	4
Unsatisfactory	0	0



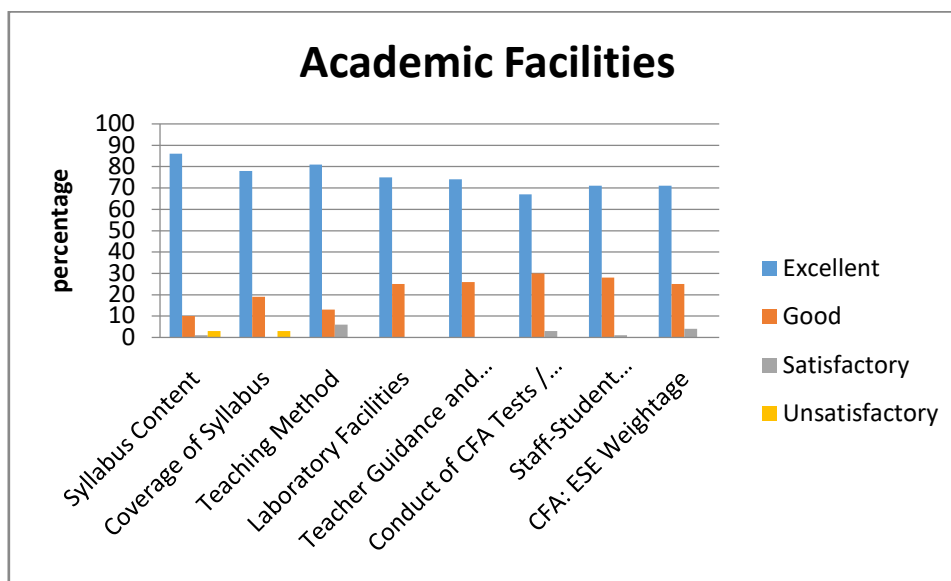
Overall Activities					
	Programme of your Study	Facilities Made Available	Administration Support Given	Extra-Curricular Activities Provided	Examination System
Excellent	61	67	57	61	48
Good	35	33	37	39	45
Satisfactory	4	0	6	0	7
Unsatisfactory	0	0	0	0	0



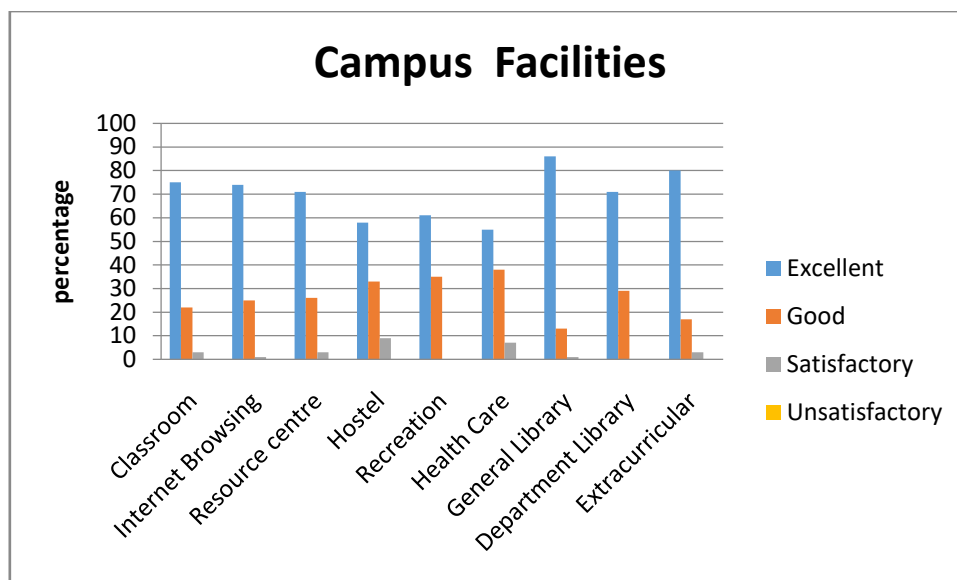
1.4.1 Students Feedback Form (Bio- Technology – year wise from (2016-2017))

Total Number of Students : 69

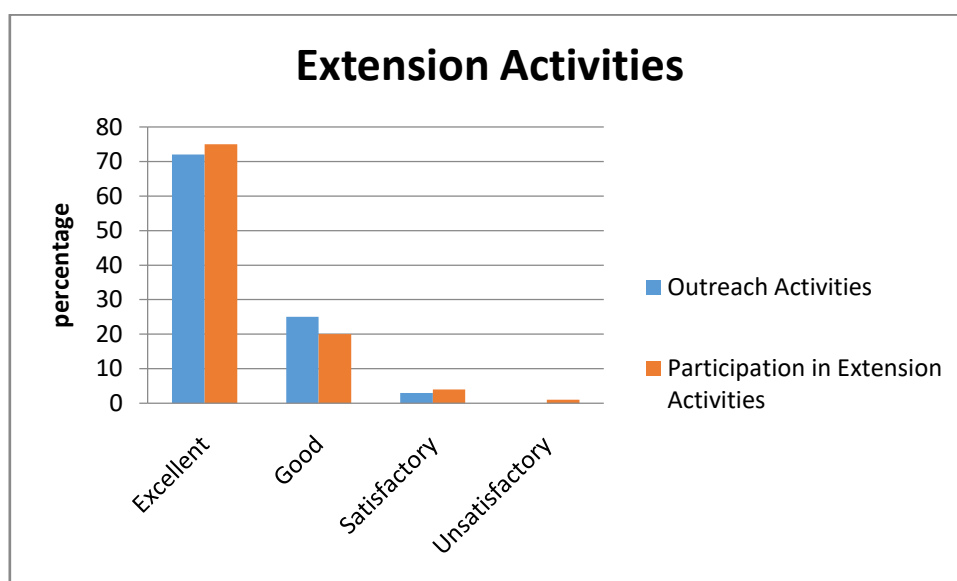
Academic Facilities								
	Syllabus Content	Coverage of Syllabus	Teaching Method	Laboratory Facilities	Teacher Guidance and Counselling	Conduct of CFA Tests / ESE	Staff-Student Relationship	CFA: ESE Weightage
Excellent	86	78	81	75	74	67	71	71
Good	10	19	13	25	26	30	28	25
Satisfactory	1	0	6	0	0	3	1	4
Unsatisfactory	3	3	0	0	0	0	0	0



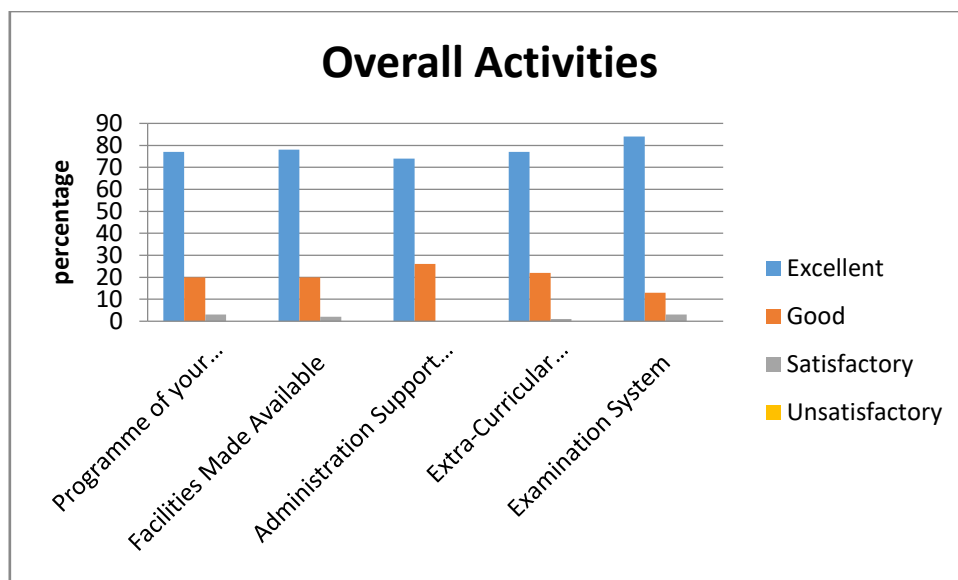
Campus Facilities									
	Classroom	Internet Browsing	Resource centre	Hostel	Recreation	Health Care	General Library	Department Library	Extracurricular
Excellent	75	74	71	58	61	55	86	71	80
Good	22	25	26	33	35	38	13	29	17
Satisfactory	3	1	3	9	0	7	1	0	3
Unsatisfactory	0	0	0	0	0	0	0	0	0



Extension Activities		
	Outreach Activities	Participation in Extension Activities
Excellent	72	75
Good	25	20
Satisfactory	3	4
Unsatisfactory	0	1



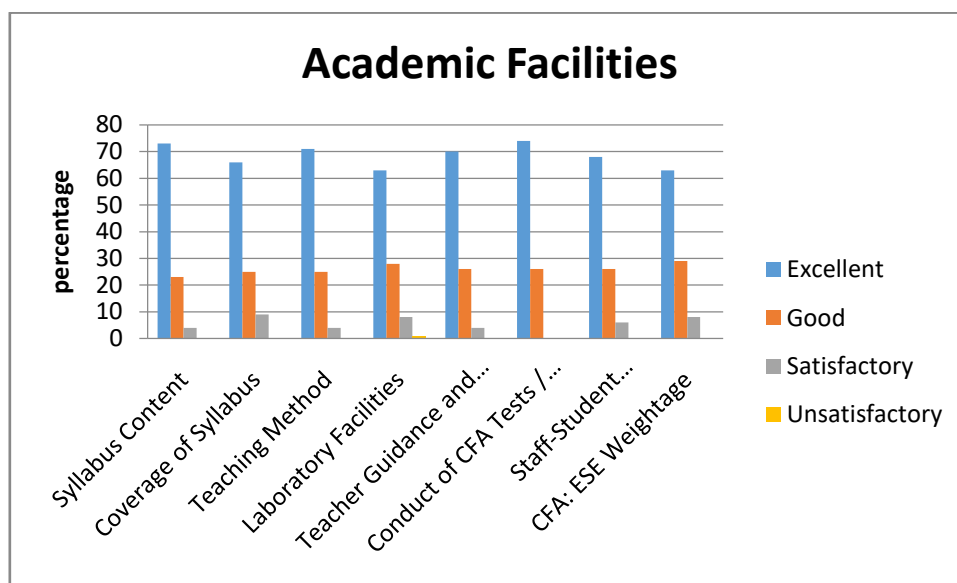
	Overall Activities				
	Programme of your Study	Facilities Made Available	Administration Support Given	Extra-Curricular Activities Provided	Examination System
Excellent	77	78	74	77	84
Good	20	20	26	22	13
Satisfactory	3	2	0	1	3
Unsatisfactory	0	0	0	0	0



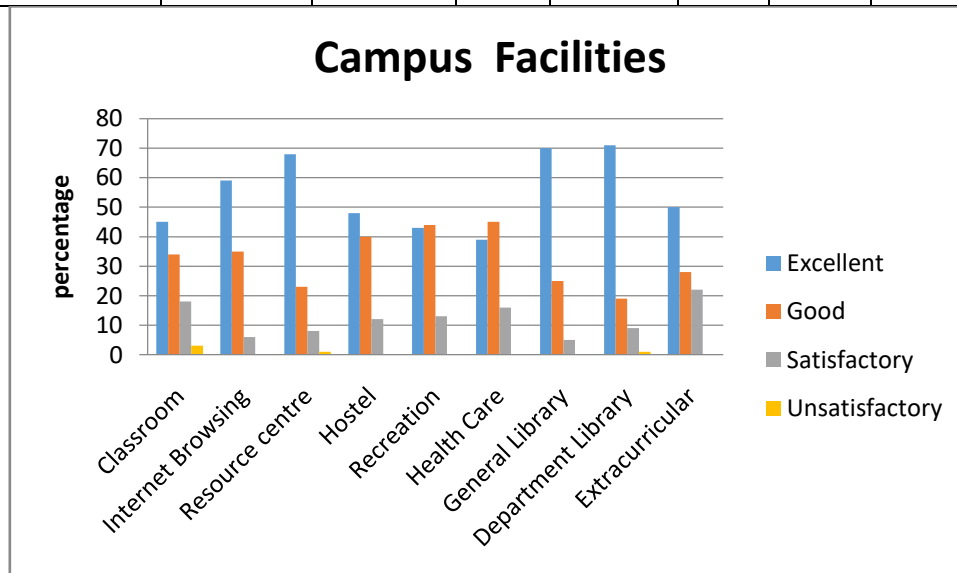
1.4.1 Students Feedback Form (Botany – year wise from (2016-2017))

Total Number of Students : 80

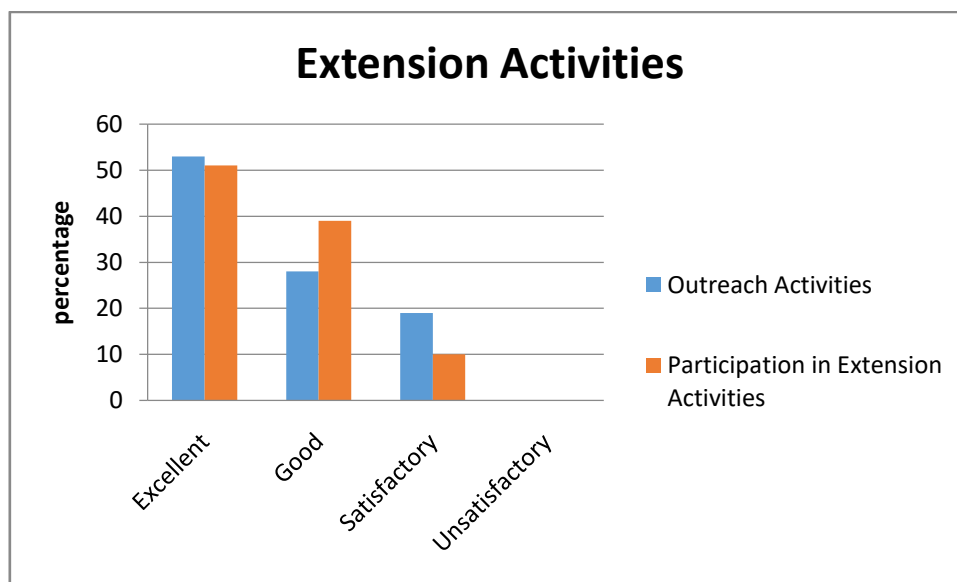
	Academic Facilities							
	Syllabus Content	Coverage of Syllabus	Teaching Method	Laboratory Facilities	Teacher Guidance and Counselling	Conduct of CFA Tests / ESE	Staff-Student Relationship	CFA: ESE Weightage
Excellent	73	66	71	63	70	74	68	63
Good	23	25	25	28	26	26	26	29
Satisfactory	4	9	4	8	4	0	6	8
Unsatisfactory	0	0	0	1	0	0	0	0



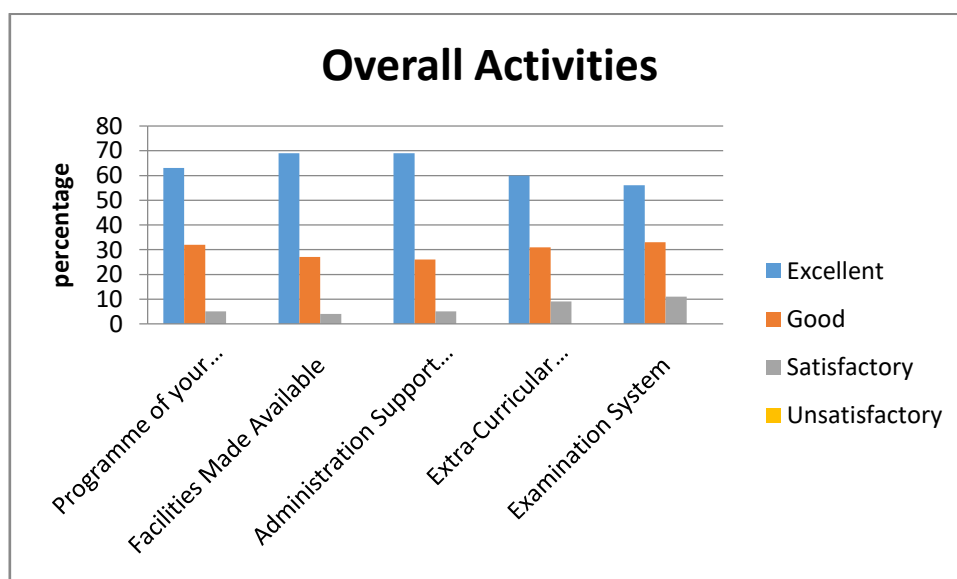
	Campus Facilities								
	Classroom	Internet Browsing	Resource centre	Hostel	Recreation	Health Care	General Library	Department Library	Extracurricular
Excellent	45	59	68	48	43	39	70	71	50
Good	34	35	23	40	44	45	25	19	28
Satisfactory	18	6	8	12	13	16	5	9	22
Unsatisfactory	3	0	1	0	0	0	0	1	0



Extension Activities		
	Outreach Activities	Participation in Extension Activities
Excellent	53	51
Good	28	39
Satisfactory	19	10
Unsatisfactory	0	0



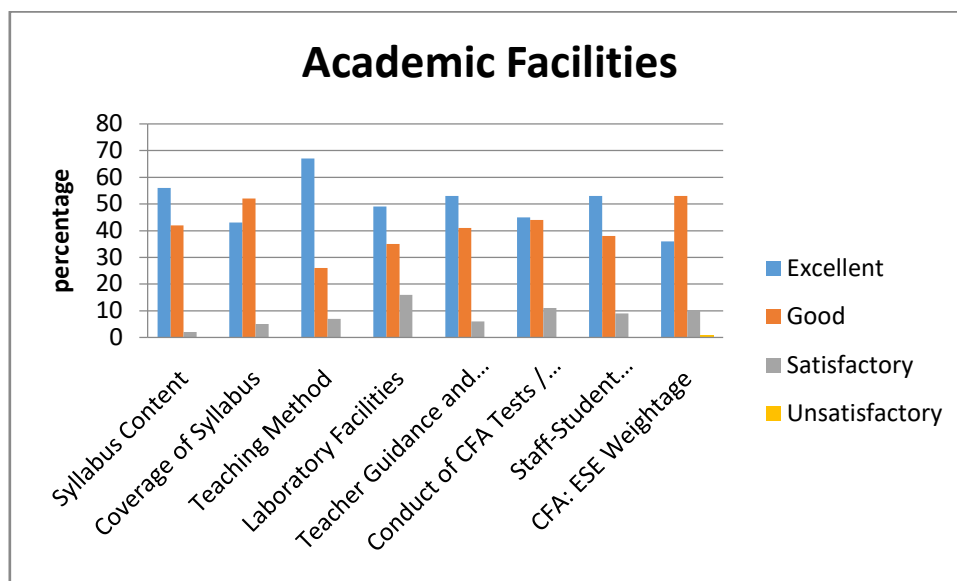
Overall Activities					
	Programme of your Study	Facilities Made Available	Administration Support Given	Extra-Curricular Activities Provided	Examination System
Excellent	63	69	69	60	56
Good	32	27	26	31	33
Satisfactory	5	4	5	9	11
Unsatisfactory	0	0	0	0	0



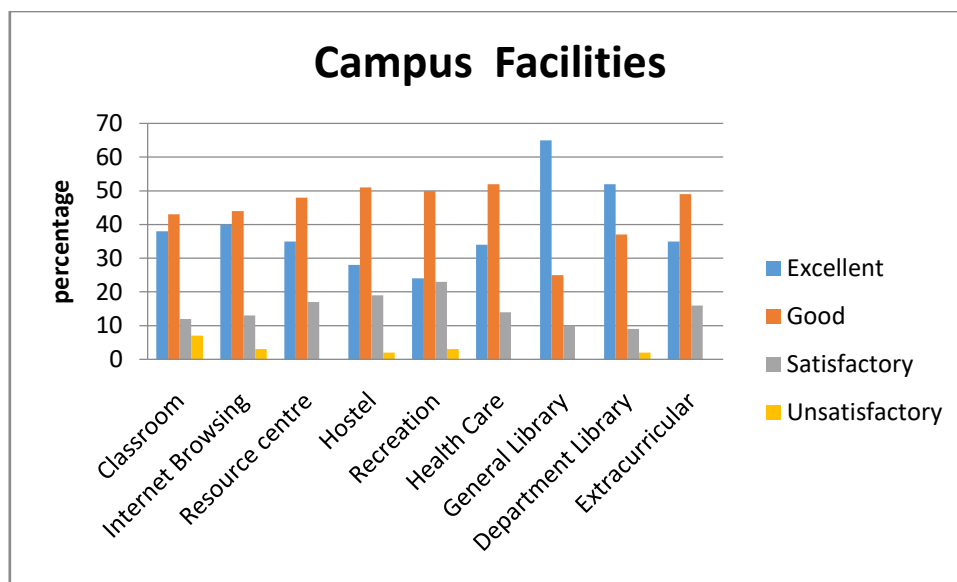
1.4.1 Students Feedback Form (Chemistry – year wise from (2016-2017))

Total Number of Students : 86

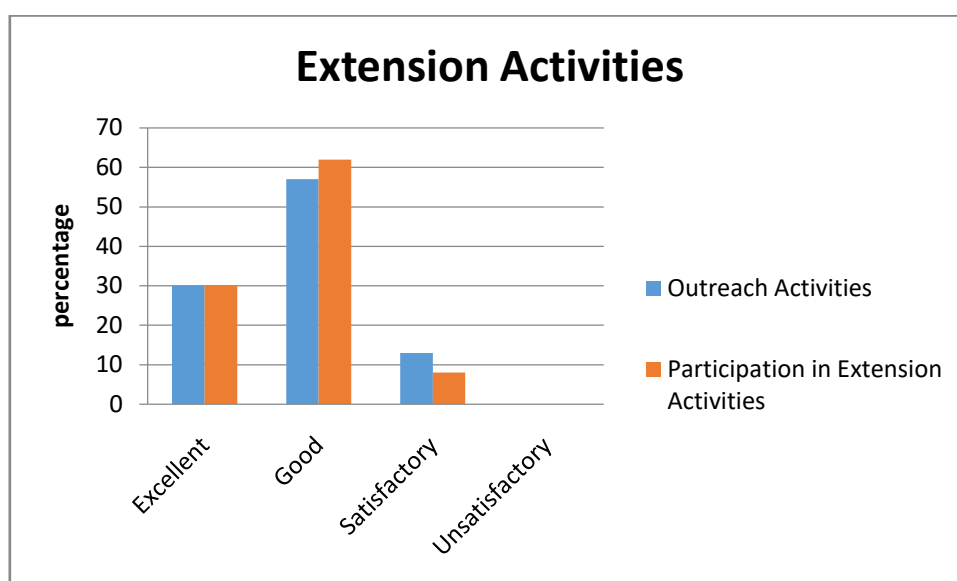
	Academic Facilities							
	Syllabus Content	Coverage of Syllabus	Teaching Method	Laboratory Facilities	Teacher Guidance and Counselling	Conduct of CFA Tests / ESE	Staff-Student Relationship	CFA: ESE Weightage
Excellent	56	43	67	49	53	45	53	36
Good	42	52	26	35	41	44	38	53
Satisfactory	2	5	7	16	6	11	9	10
Unsatisfactory	0	0	0	0	0	0	0	1



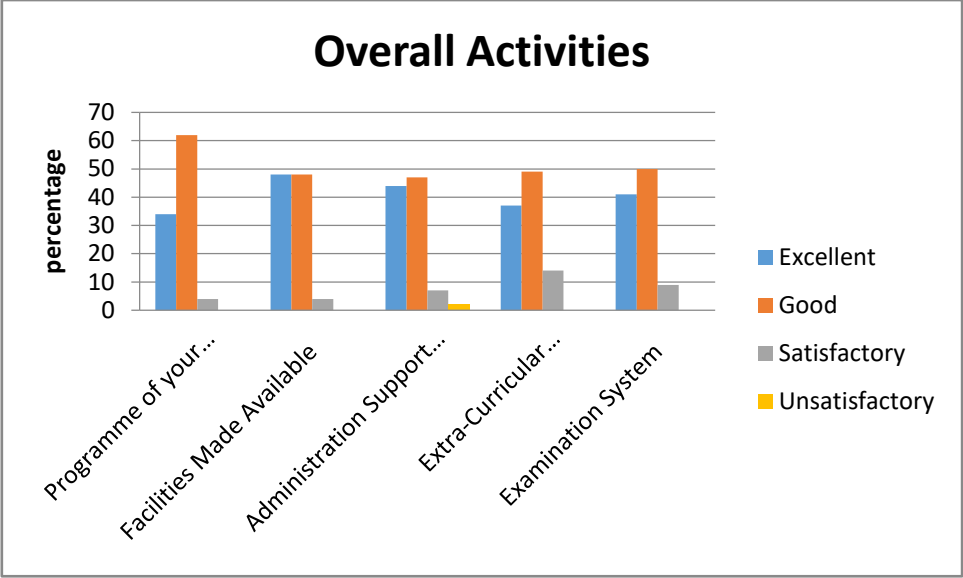
	Campus Facilities								
	Classroom	Internet Browsing	Resource centre	Hostel	Recreation	Health Care	General Library	Department Library	Extracurricular
Excellent	38	40	35	28	24	34	65	52	35
Good	43	44	48	51	50	52	25	37	49
Satisfactory	12	13	17	19	23	14	10	9	16
Unsatisfactory	7	3	0	2	3	0	0	2	0



Extension Activities		
	Outreach Activities	Participation in Extension Activities
Excellent	30	30
Good	57	62
Satisfactory	13	8
Unsatisfactory	0	0



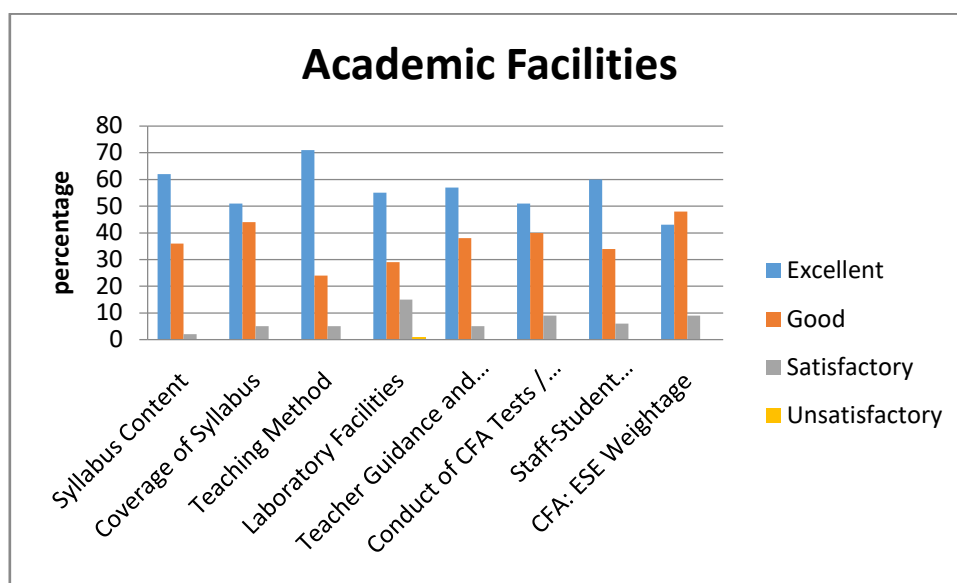
	Overall Activities				
	Programme of your Study	Facilities Made Available	Administration Support Given	Extra-Curricular Activities Provided	Examination System
Excellent	34	48	44	37	41
Good	62	48	47	49	50
Satisfactory	4	4	7	14	9
Unsatisfactory	0	0	2	0	0



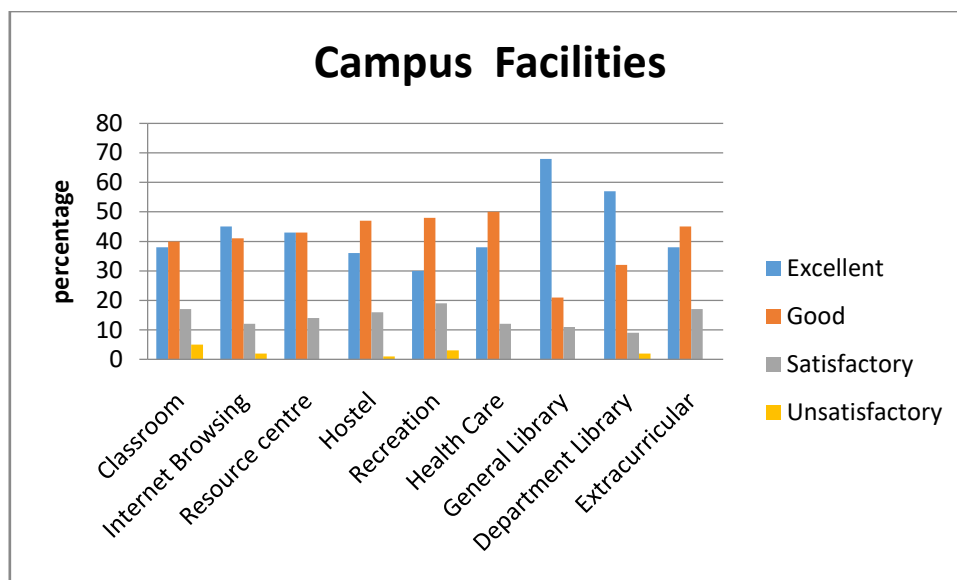
1.4.1 Students Feedback Form (Commerce – year wise from (2016-2017))

Total Number of Students : 95

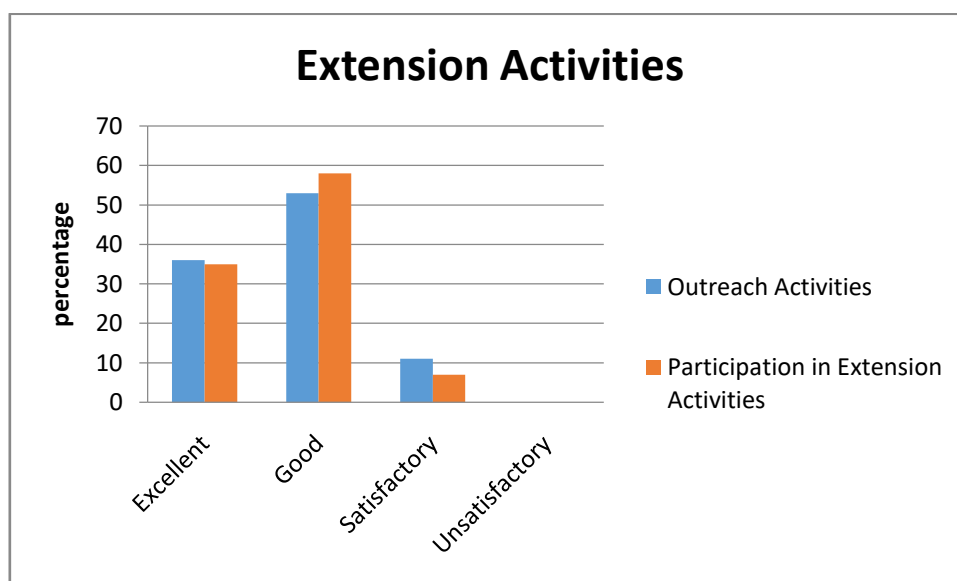
	Academic Facilities							
	Syllabus Content	Coverage of Syllabus	Teaching Method	Laboratory Facilities	Teacher Guidance and Counselling	Conduct of CFA Tests / ESE	Staff-Student Relationship	CFA: ESE Weightage
Excellent	62	51	71	55	57	51	60	43
Good	36	44	24	29	38	40	34	48
Satisfactory	2	5	5	15	5	9	6	9
Unsatisfactory	0	0	0	1	0	0	0	0



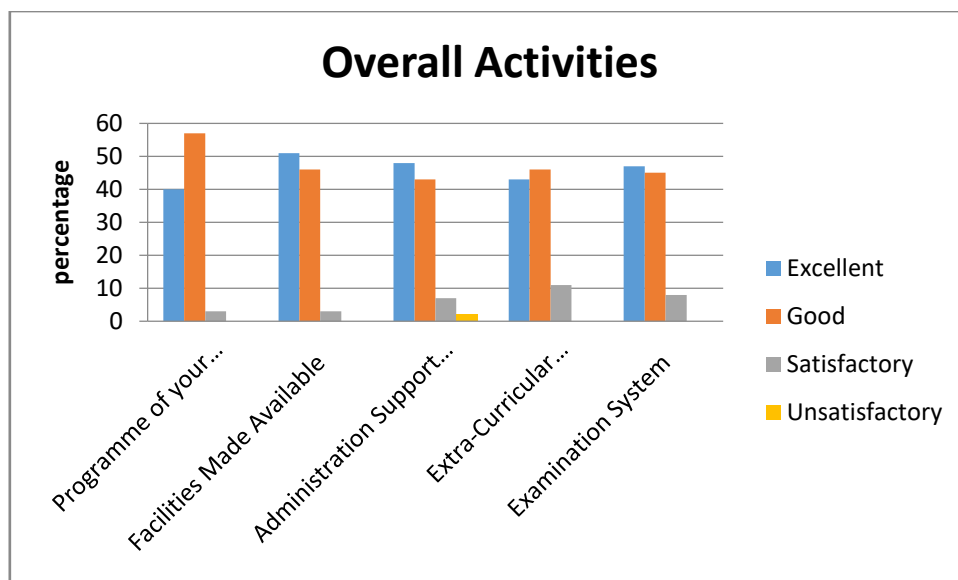
	Campus Facilities								
	Classroom	Internet Browsing	Resource centre	Hostel	Recreation	Health Care	General Library	Department Library	Extracurricular
Excellent	38	45	43	36	30	38	68	57	38
Good	40	41	43	47	48	50	21	32	45
Satisfactory	17	12	14	16	19	12	11	9	17
Unsatisfactory	5	2	0	1	3	0	0	2	0



Extension Activities		
	Outreach Activities	Participation in Extension Activities
Excellent	36	35
Good	53	58
Satisfactory	11	7
Unsatisfactory	0	0



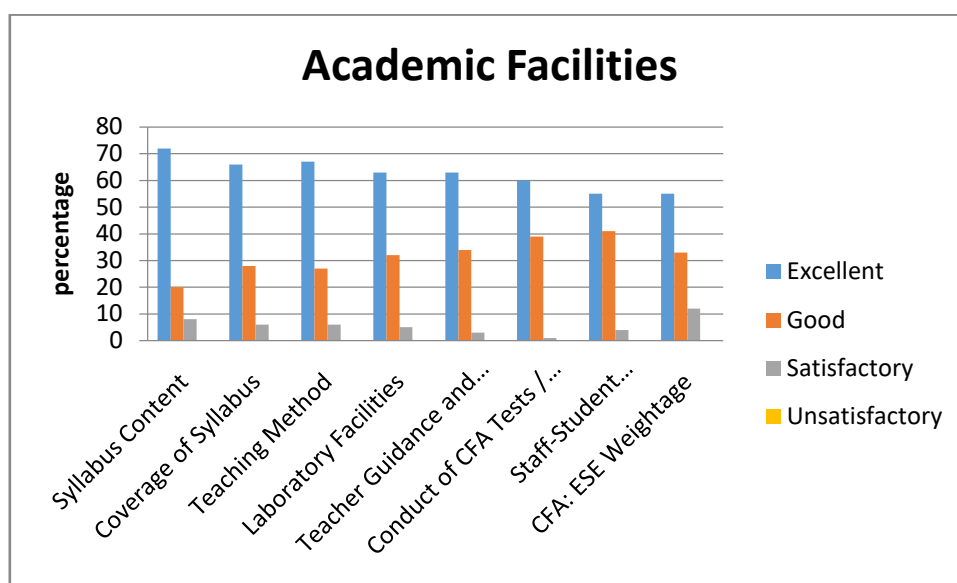
	Overall Activities				
	Programme of your Study	Facilities Made Available	Administration Support Given	Extra-Curricular Activities Provided	Examination System
Excellent	40	51	48	43	47
Good	57	46	43	46	45
Satisfactory	3	3	7	11	8
Unsatisfactory	0	0	2	0	0



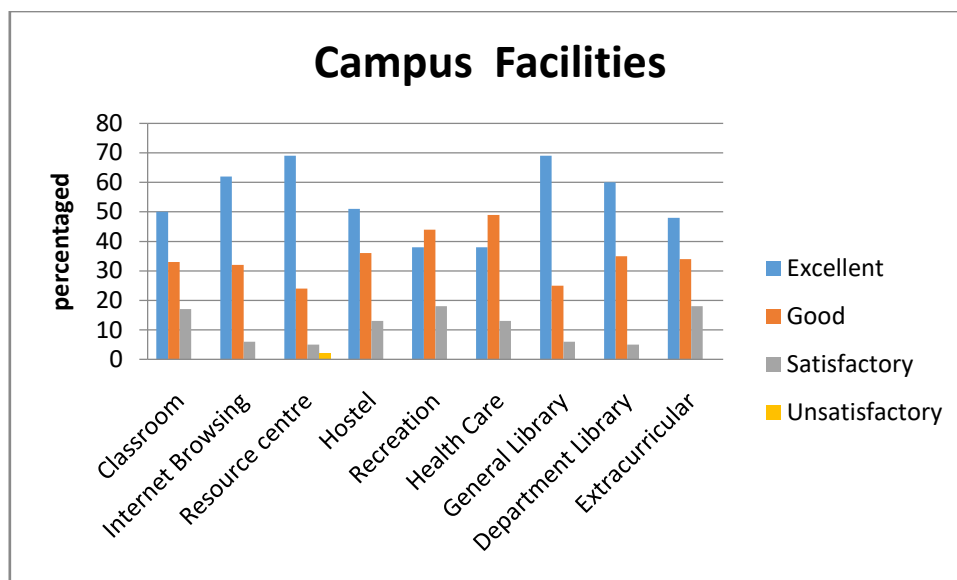
1.4.1 Students Feedback Form (Computer Science – year wise from (2016-2017))

Total Number of Students : 292

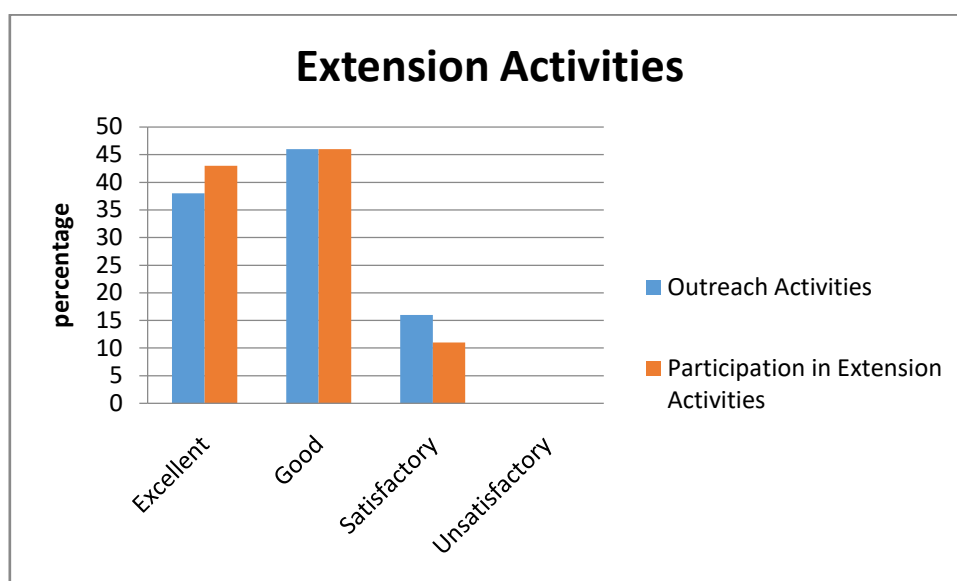
	Academic Facilities							
	Syllabus Content	Coverage of Syllabus	Teaching Method	Laboratory Facilities	Teacher Guidance and Counselling	Conduct of CFA Tests / ESE	Staff-Student Relationship	CFA: ESE Weightage
Excellent	72	66	67	63	63	60	55	55
Good	20	28	27	32	34	39	41	33
Satisfactory	8	6	6	5	3	1	4	12
Unsatisfactory	0	0	0	0	0	0	0	0



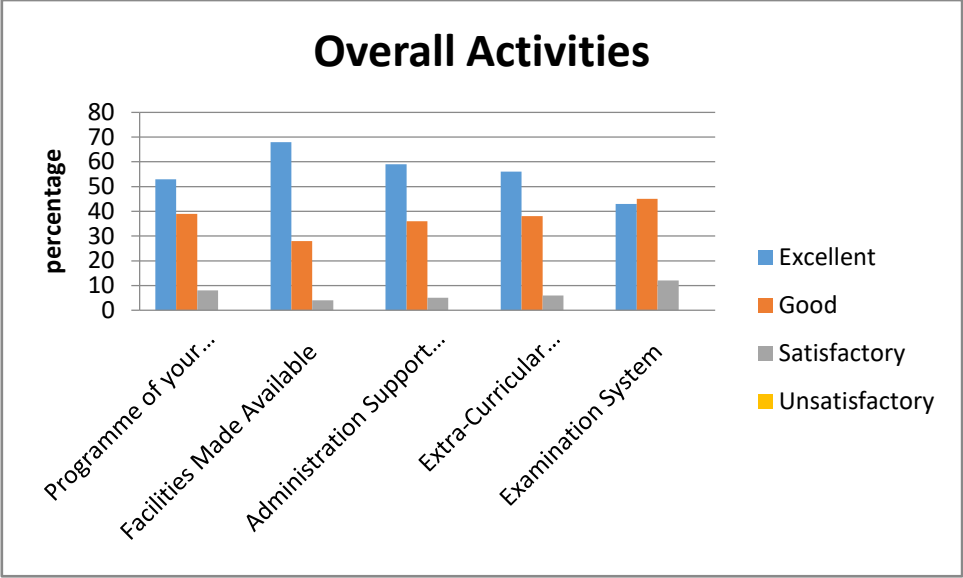
	Campus Facilities								
	Classroom	Internet Browsing	Resource centre	Hostel	Recreation	Health Care	General Library	Department Library	Extracurricular
Excellent	50	62	69	51	38	38	69	60	48
Good	33	32	24	36	44	49	25	35	34
Satisfactory	17	6	5	13	18	13	6	5	18
Unsatisfactory	0	0	2	0	0	0	0	0	0



Extension Activities		
	Outreach Activities	Participation in Extension Activities
Excellent	38	43
Good	46	46
Satisfactory	16	11
Unsatisfactory	0	0



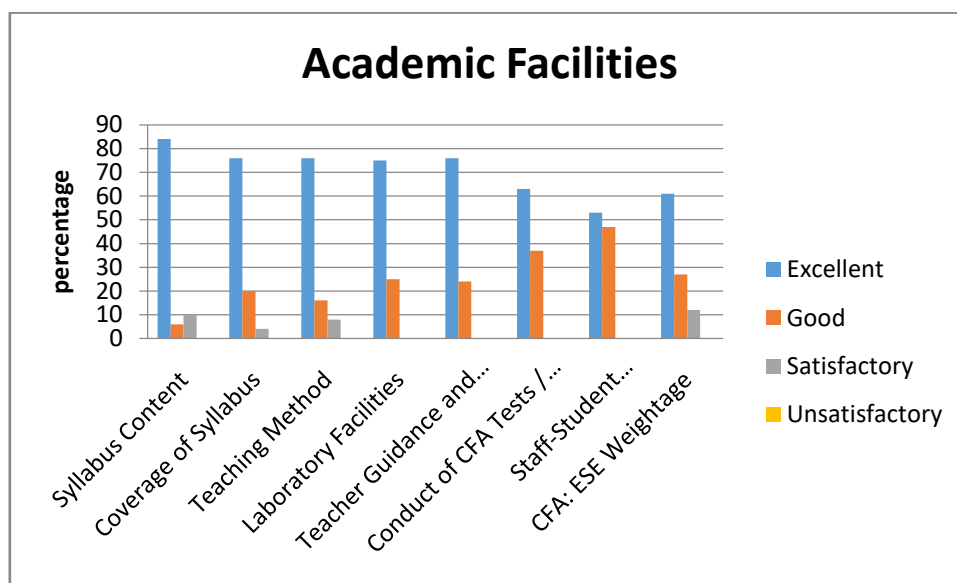
	Overall Activities				
	Programme of your Study	Facilities Made Available	Administration Support Given	Extra-Curricular Activities Provided	Examination System
Excellent	53	68	59	56	43
Good	39	28	36	38	45
Satisfactory	8	4	5	6	12
Unsatisfactory	0	0	0	0	0



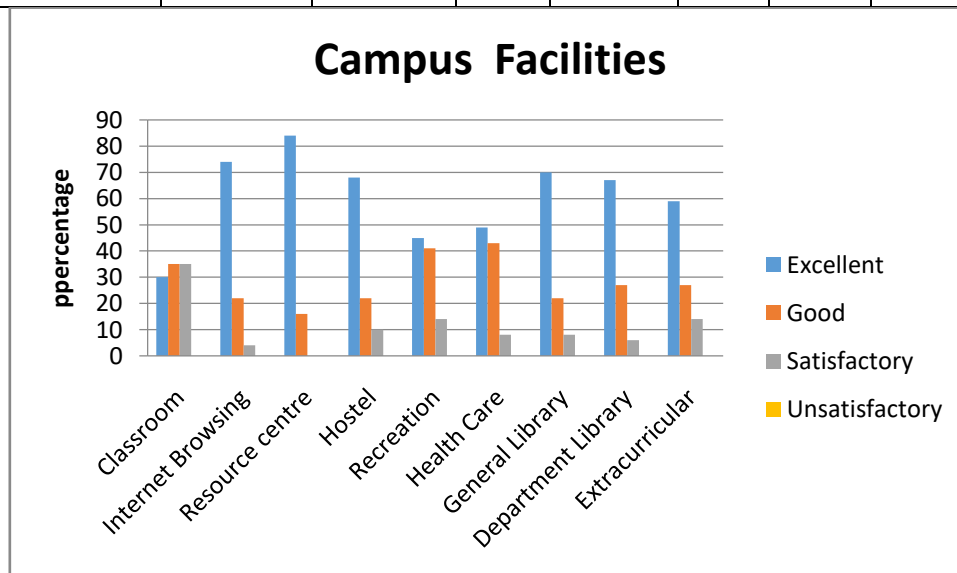
1.4.1 Students Feedback Form (Economics – year wise from (2016-2017))

Total Number of Students : 51

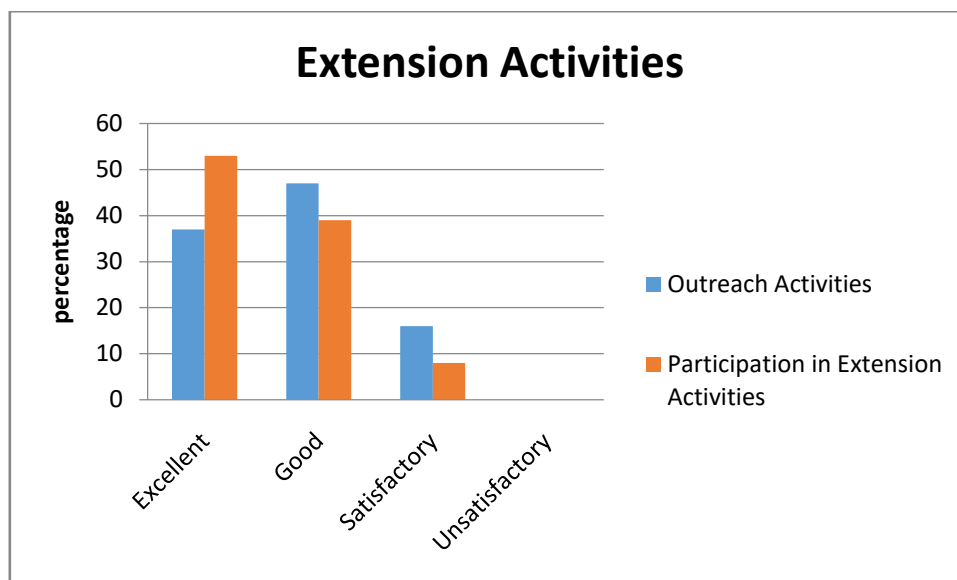
	Academic Facilities							
	Syllabus Content	Coverage of Syllabus	Teaching Method	Laboratory Facilities	Teacher Guidance and Counselling	Conduct of CFA Tests / ESE	Staff-Student Relationship	CFA: ESE Weightage
Excellent	84	76	76	75	76	63	53	61
Good	6	20	16	25	24	37	47	27
Satisfactory	10	4	8	0	0	0	0	12
Unsatisfactory	0	0	0	0	0	0	0	0



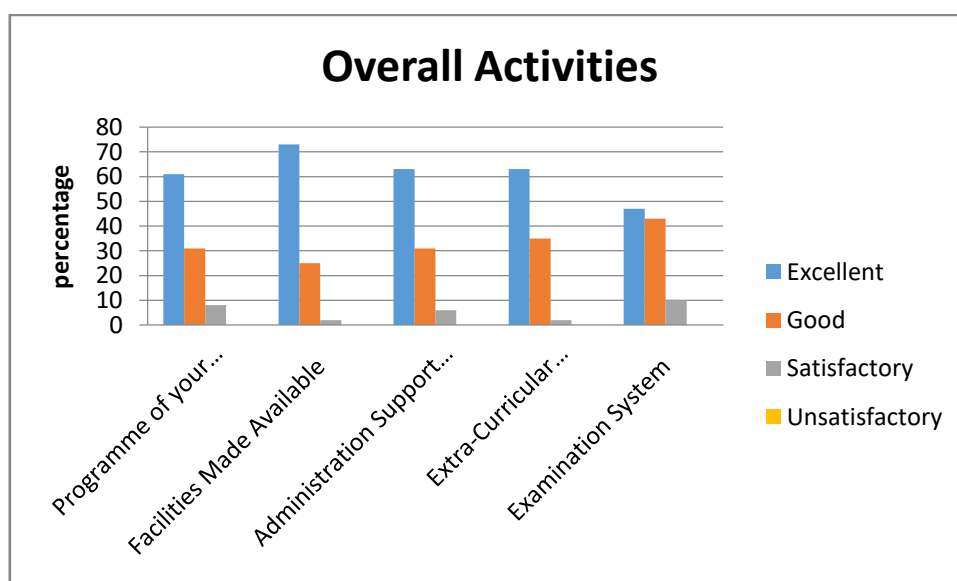
	Campus Facilities								
	Classroom	Internet Browsing	Resource centre	Hostel	Recreation	Health Care	General Library	Department Library	Extracurricular
Excellent	30	74	84	68	45	49	70	67	59
Good	35	22	16	22	41	43	22	27	27
Satisfactory	35	4	0	10	14	8	8	6	14
Unsatisfactory	0	0	0	0	0	0	0	0	0



Extension Activities		
	Outreach Activities	Participation in Extension Activities
Excellent	37	53
Good	47	39
Satisfactory	16	8
Unsatisfactory	0	0



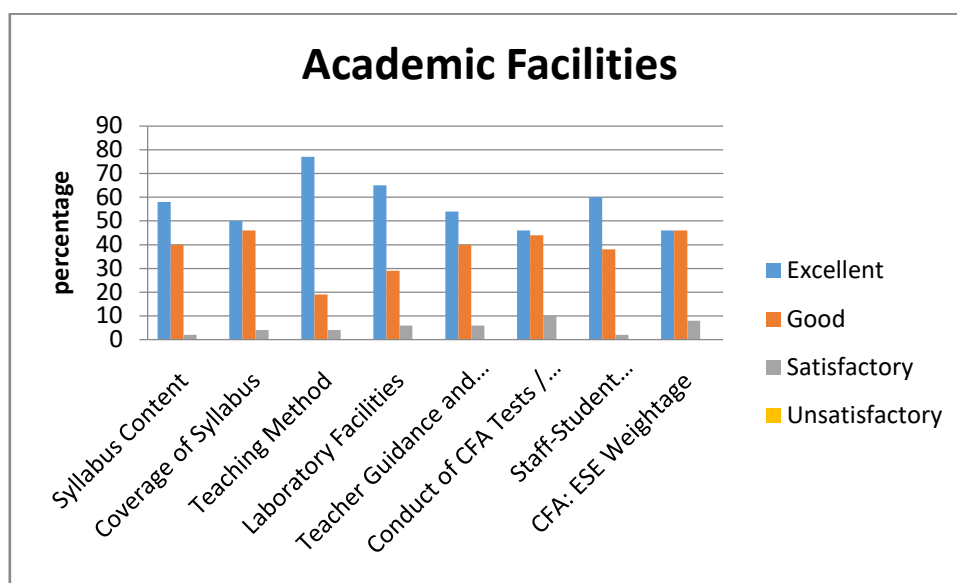
	Overall Activities				
	Programme of your Study	Facilities Made Available	Administration Support Given	Extra-Curricular Activities Provided	Examination System
Excellent	61	73	63	63	47
Good	31	25	31	35	43
Satisfactory	8	2	6	2	10
Unsatisfactory	0	0	0	0	0



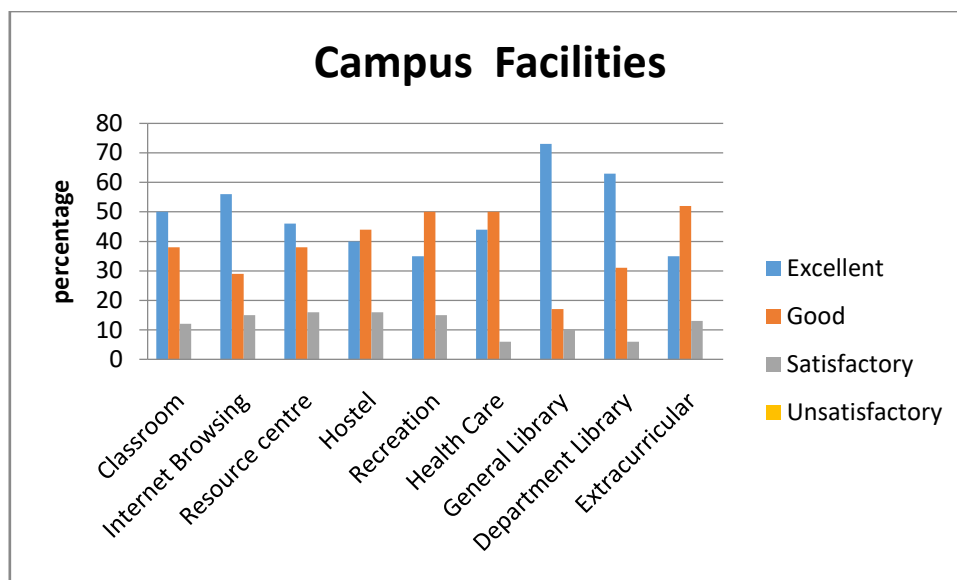
1.4.1 Students Feedback Form (Education – year wise from (2016-2017))

Total Number of Students : 48

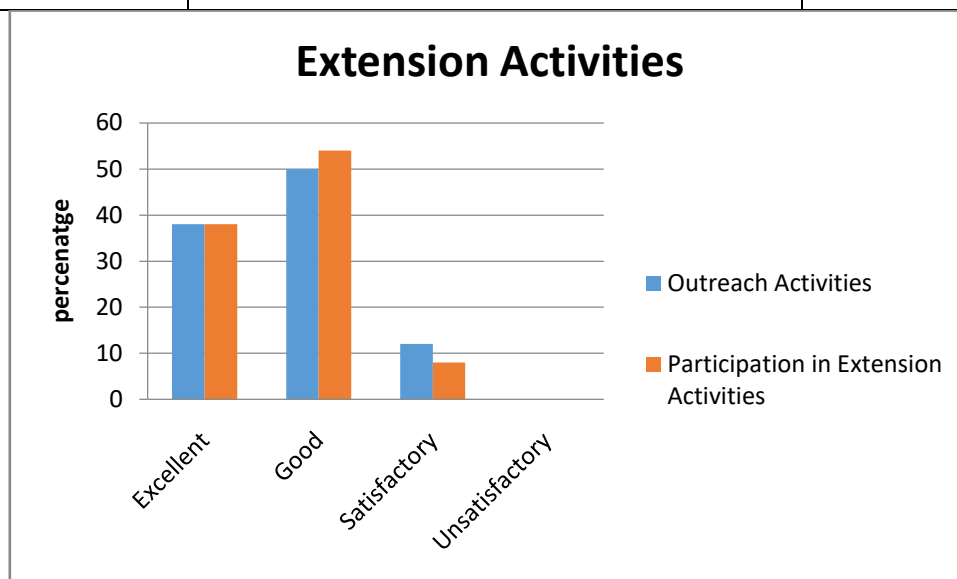
	Academic Facilities							
	Syllabus Content	Coverage of Syllabus	Teaching Method	Laboratory Facilities	Teacher Guidance and Counselling	Conduct of CFA Tests / ESE	Staff-Student Relationship	CFA: ESE Weightage
Excellent	58	50	77	65	54	46	60	46
Good	40	46	19	29	40	44	38	46
Satisfactory	2	4	4	6	6	10	2	8
Unsatisfactory	0	0	0	0	0	0	0	0



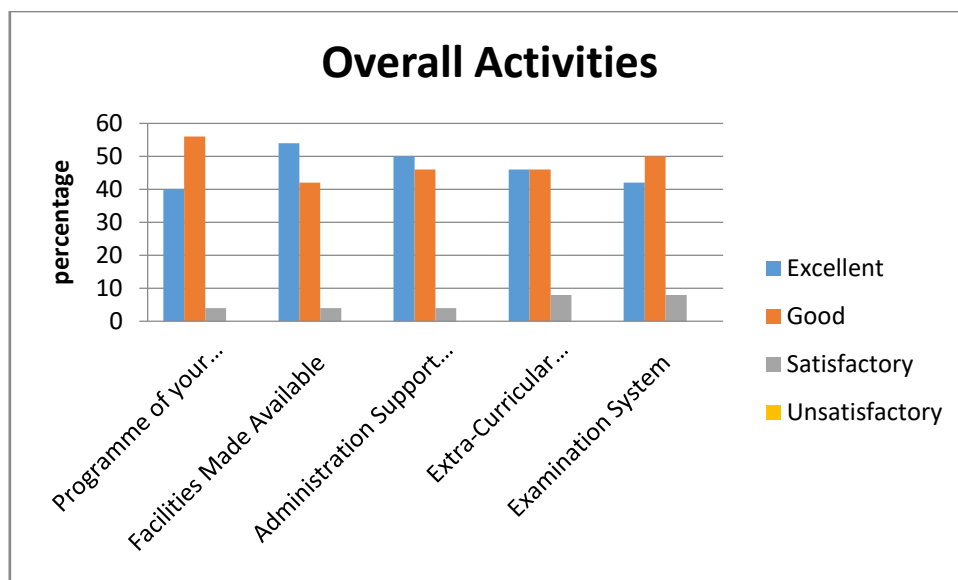
	Campus Facilities								
	Classroom	Internet Browsing	Resource centre	Hostel	Recreation	Health Care	General Library	Department Library	Extracurricular
Excellent	50	56	46	40	35	44	73	63	35
Good	38	29	38	44	50	50	17	31	52
Satisfactory	12	15	16	16	15	6	10	6	13
Unsatisfactory	0	0	0	0	0	0	0	0	0



Extension Activities		
	Outreach Activities	Participation in Extension Activities
Excellent	38	38
Good	50	54
Satisfactory	12	8
Unsatisfactory	0	0



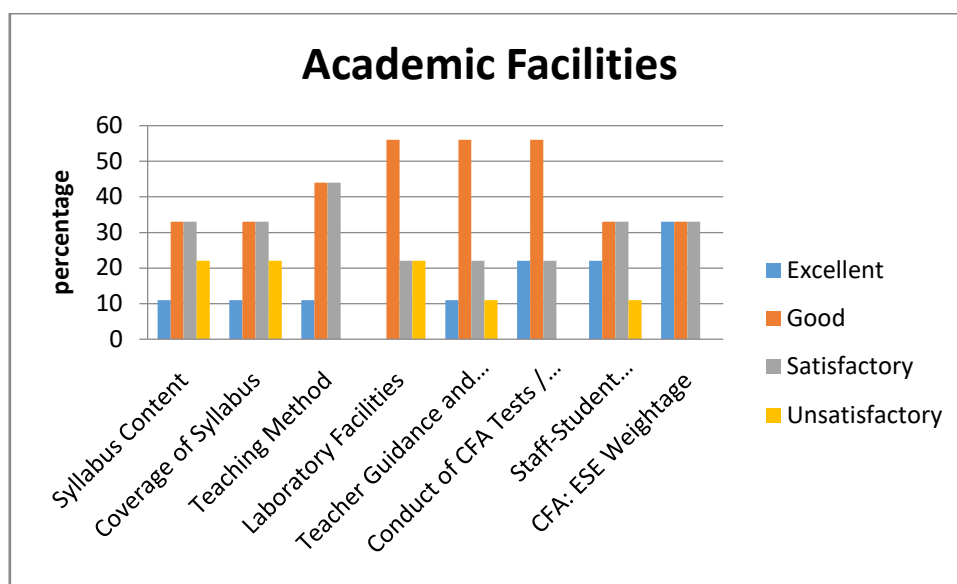
	Overall Activities				
	Programme of your Study	Facilities Made Available	Administration Support Given	Extra-Curricular Activities Provided	Examination System
Excellent	40	54	50	46	42
Good	56	42	46	46	50
Satisfactory	4	4	4	8	8
Unsatisfactory	0	0	0	0	0



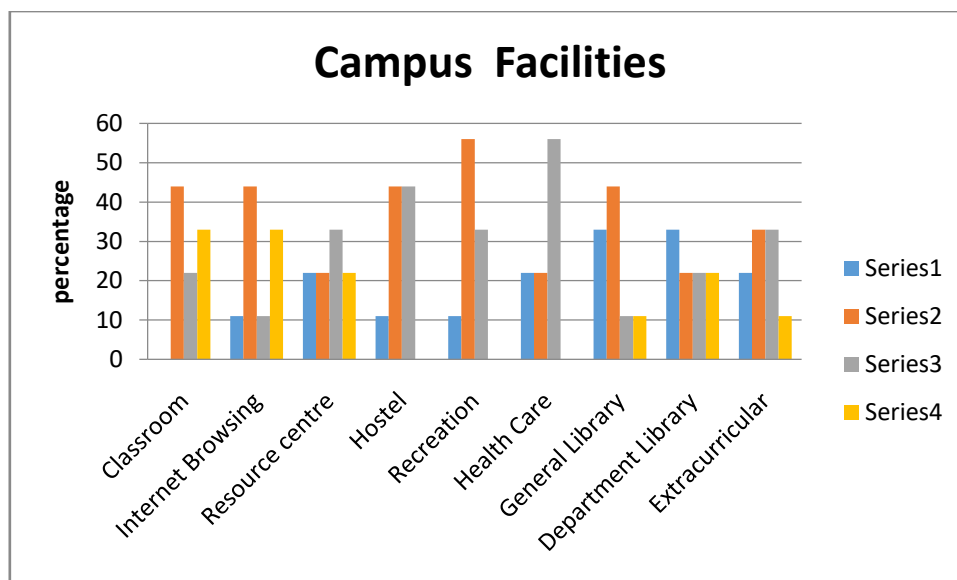
1.4.1 Students Feedback Form (Energy Science – year wise from (2016-2017))

Total Number of Students : 9

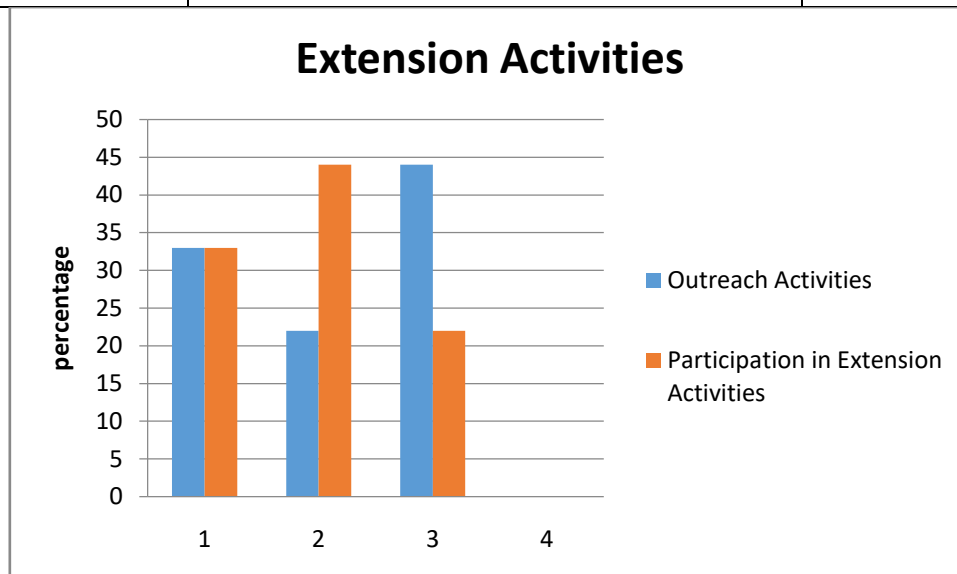
	Academic Facilities							
	Syllabus Content	Coverage of Syllabus	Teaching Method	Laboratory Facilities	Teacher Guidance and Counselling	Conduct of CFA Tests / ESE	Staff-Student Relationship	CFA: ESE Weightage
Excellent	11	11	11	0	11	22	22	33
Good	33	33	44	56	56	56	33	33
Satisfactory	33	33	44	22	22	22	33	33
Unsatisfactory	22	22	0	22	11	0	11	0



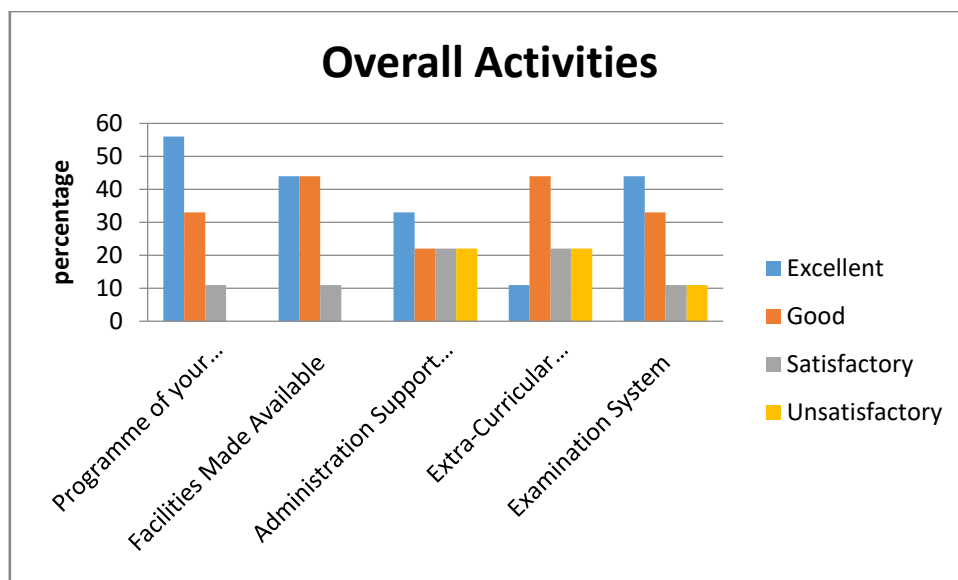
	Campus Facilities								
	Classroom	Internet Browsing	Resource centre	Hostel	Recreation	Health Care	General Library	Department Library	Extracurricular
Excellent	0	11	22	11	11	22	33	33	22
Good	44	44	22	44	56	22	44	22	33
Satisfactory	22	11	33	44	33	56	11	22	33
Unsatisfactory	33	33	22	0	0	0	11	22	11



Extension Activities		
	Outreach Activities	Participation in Extension Activities
Excellent	33	33
Good	22	44
Satisfactory	44	22
Unsatisfactory	0	0



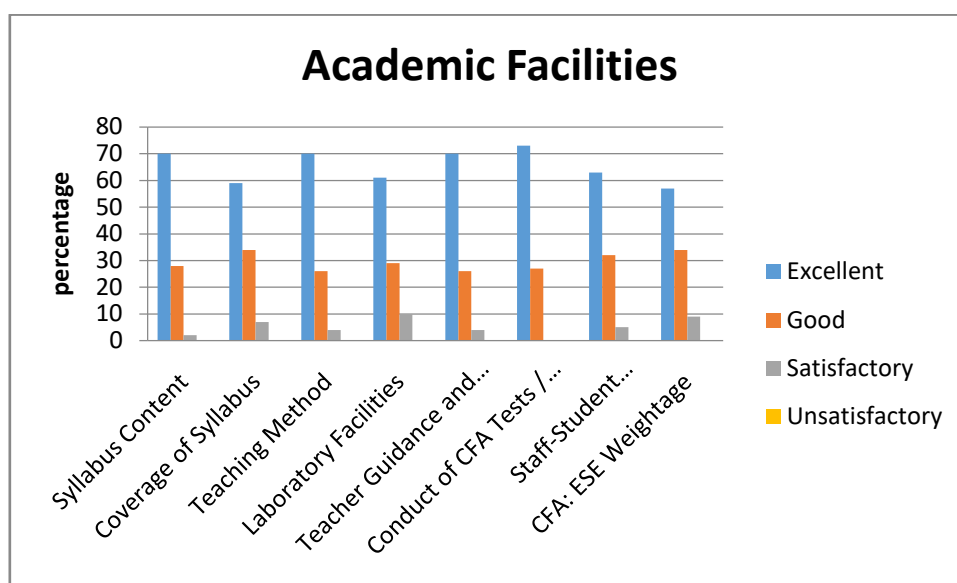
	Overall Activities				
	Programme of your Study	Facilities Made Available	Administration Support Given	Extra-Curricular Activities Provided	Examination System
Excellent	56	44	33	11	44
Good	33	44	22	44	33
Satisfactory	11	11	22	22	11
Unsatisfactory	0	0	22	22	11



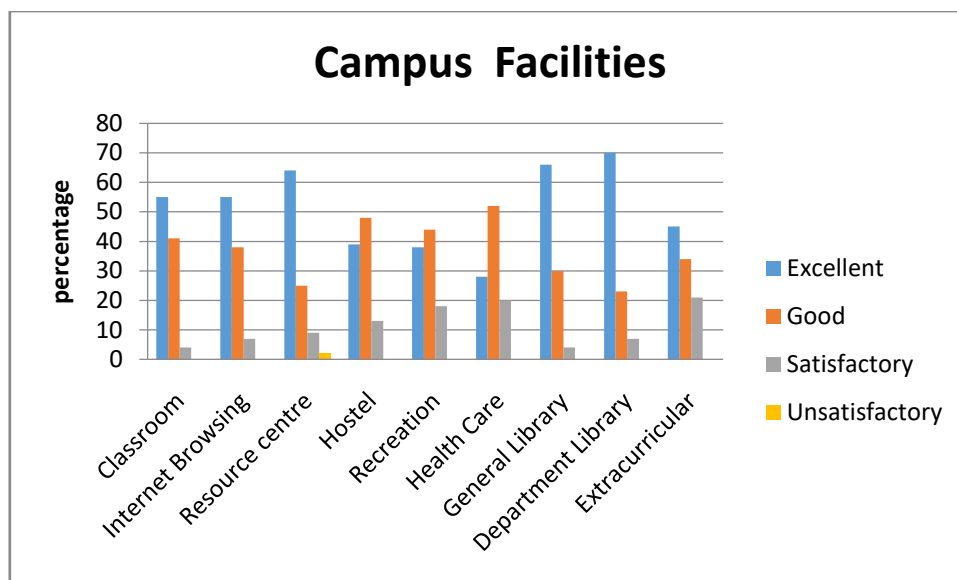
1.4.1 Students Feedback Form (English – year wise from (2016-2017))

Total Number of Students : 56

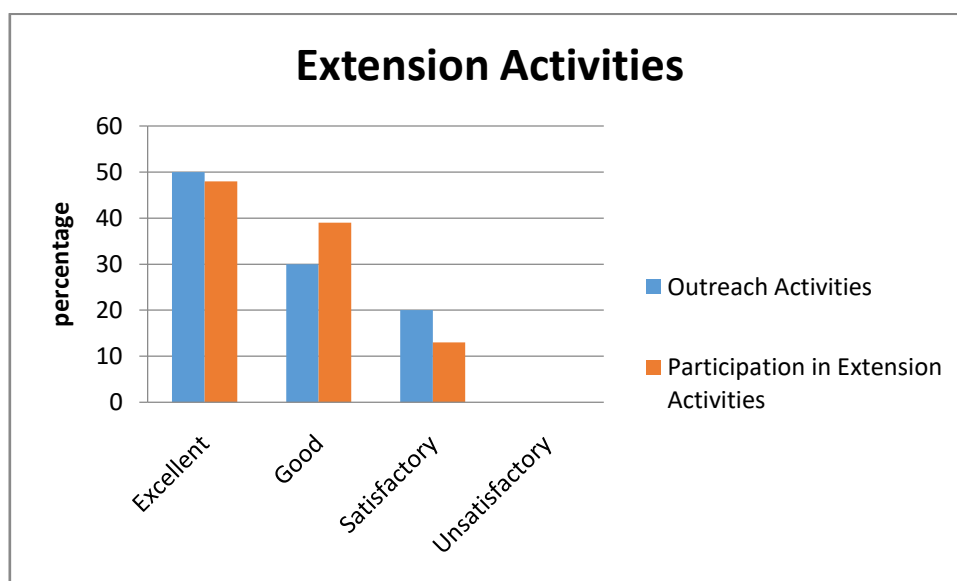
	Academic Facilities							
	Syllabus Content	Coverage of Syllabus	Teaching Method	Laboratory Facilities	Teacher Guidance and Counselling	Conduct of CFA Tests / ESE	Staff-Student Relationship	CFA: ESE Weightage
Excellent	70	59	70	61	70	73	63	57
Good	28	34	26	29	26	27	32	34
Satisfactory	2	7	4	10	4	0	5	9
Unsatisfactory	0	0	0	0	0	0	0	0



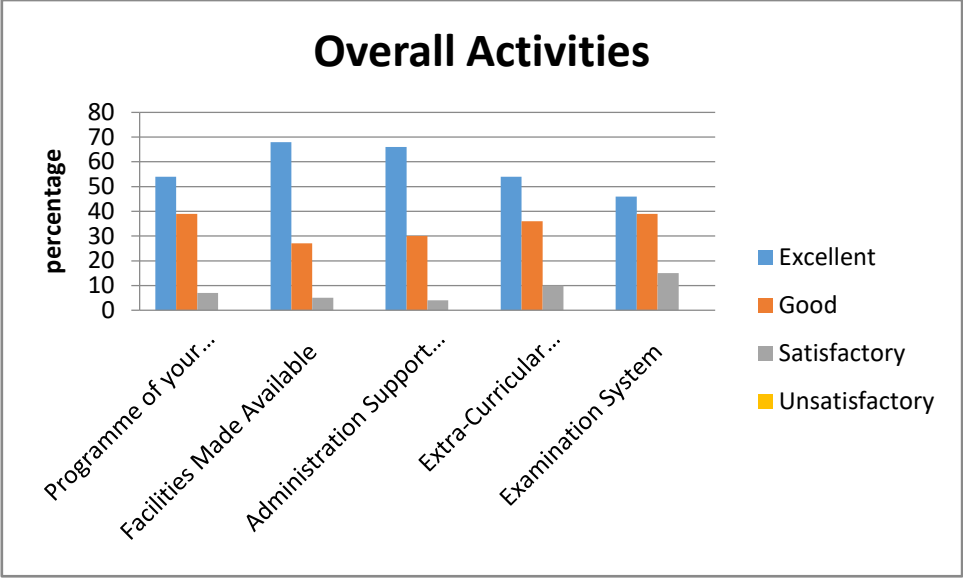
	Campus Facilities								
	Classroom	Internet Browsing	Resource centre	Hostel	Recreation	Health Care	General Library	Department Library	Extracurricular
Excellent	55	55	64	39	38	28	66	70	45
Good	41	38	25	48	44	52	30	23	34
Satisfactory	4	7	9	13	18	20	4	7	21
Unsatisfactory	0	0	2	0	0	0	0	0	0



Extension Activities		
	Outreach Activities	Participation in Extension Activities
Excellent	50	48
Good	30	39
Satisfactory	20	13
Unsatisfactory	0	0



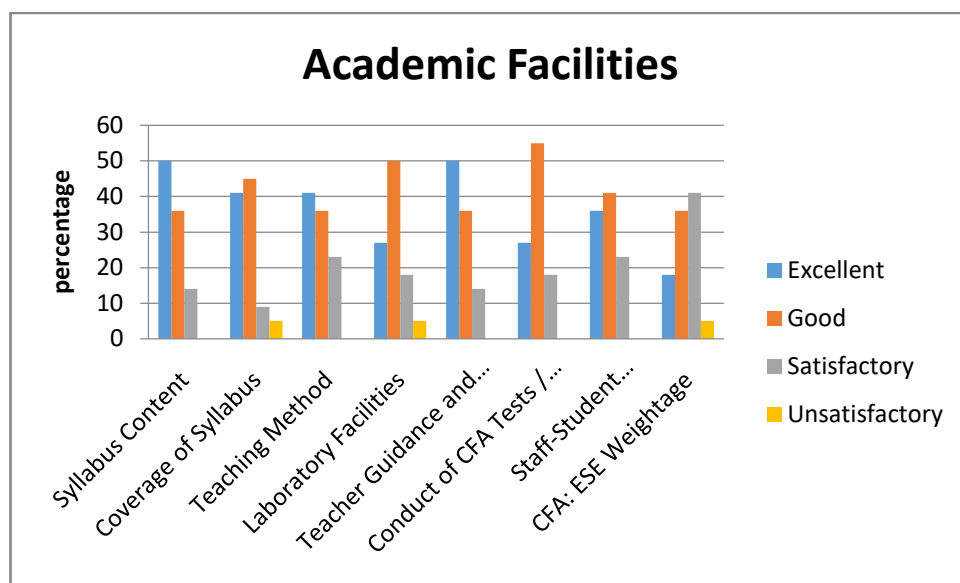
	Overall Activities				
	Programme of your Study	Facilities Made Available	Administration Support Given	Extra-Curricular Activities Provided	Examination System
Excellent	54	68	66	54	46
Good	39	27	30	36	39
Satisfactory	7	5	4	10	15
Unsatisfactory	0	0	0	0	0



1.4.1 Students Feedback Form (Environmental Science – year wise from (2016-2017))

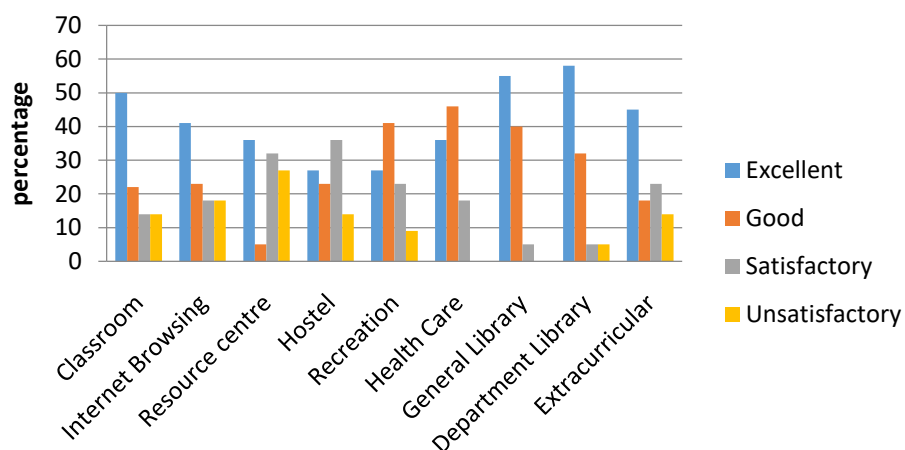
Total Number of Students : 22

	Academic Facilities							
	Syllabus Content	Coverage of Syllabus	Teaching Method	Laboratory Facilities	Teacher Guidance and Counselling	Conduct of CFA Tests / ESE	Staff-Student Relationship	CFA: ESE Weightage
Excellent	50	41	41	27	50	27	36	18
Good	36	45	36	50	36	55	41	36
Satisfactory	14	9	23	18	14	18	23	41
Unsatisfactory	0	5	0	5	0	0	0	5



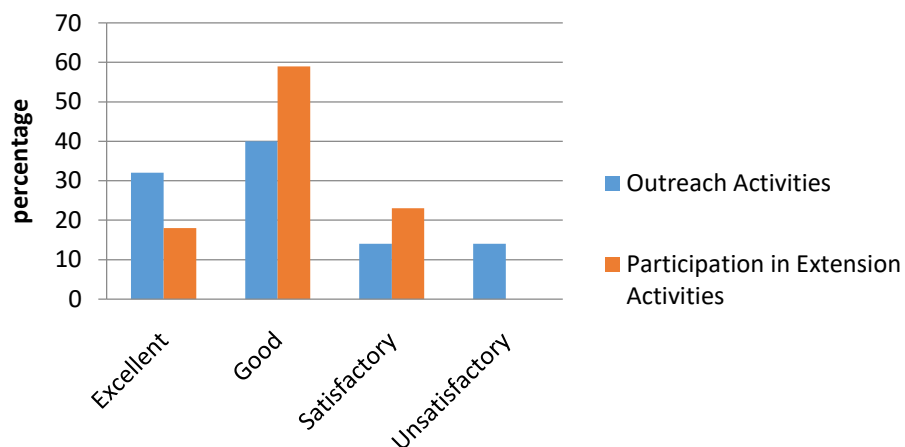
	Campus Facilities								
	Classroom	Internet Browsing	Resource centre	Hostel	Recreation	Health Care	General Library	Department Library	Extracurricular
Excellent	50	41	36	27	27	36	55	58	45
Good	22	23	5	23	41	46	40	32	18
Satisfactory	14	18	32	36	23	18	5	5	23
Unsatisfactory	14	18	27	14	9	0	0	5	14

Campus Facilities

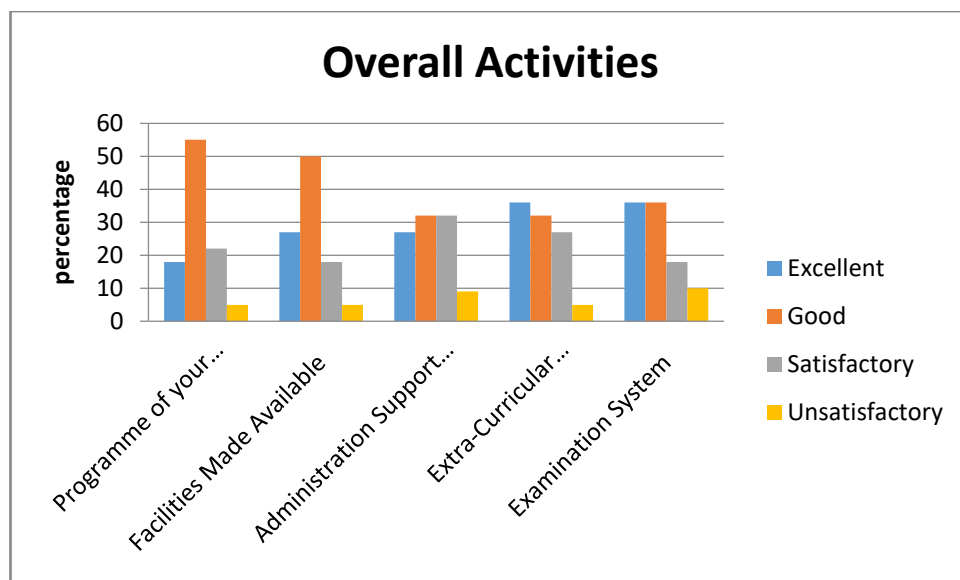


Extension Activities		
	Outreach Activities	Participation in Extension Activities
Excellent	32	18
Good	40	59
Satisfactory	14	23
Unsatisfactory	14	0

Extension Activities



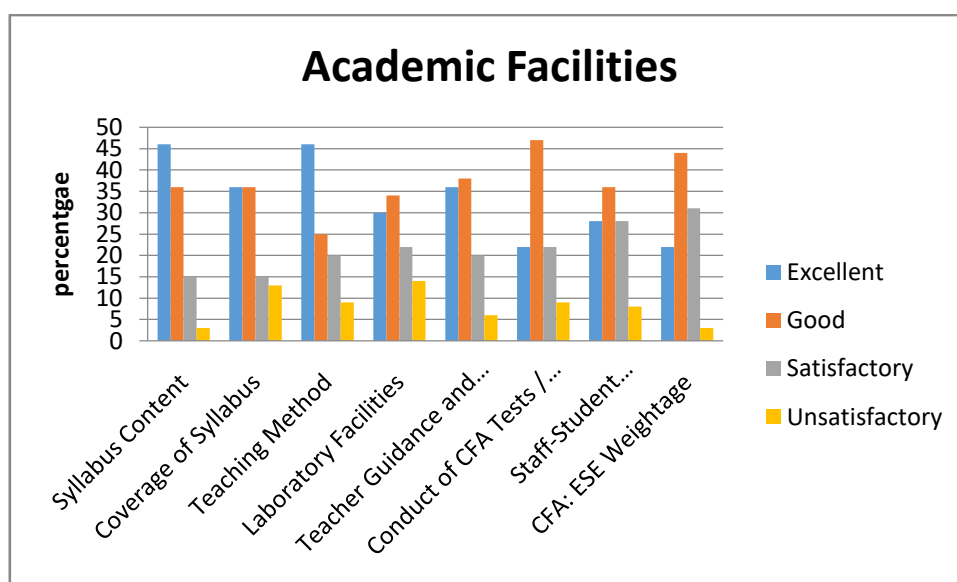
	Overall Activities				
	Programme of your Study	Facilities Made Available	Administration Support Given	Extra-Curricular Activities Provided	Examination System
Excellent	18	27	27	36	36
Good	55	50	32	32	36
Satisfactory	22	18	32	27	18
Unsatisfactory	5	5	9	5	10



1.4.1 Students Feedback Form (Food Science and Nutrition – year wise from (2016-2017))

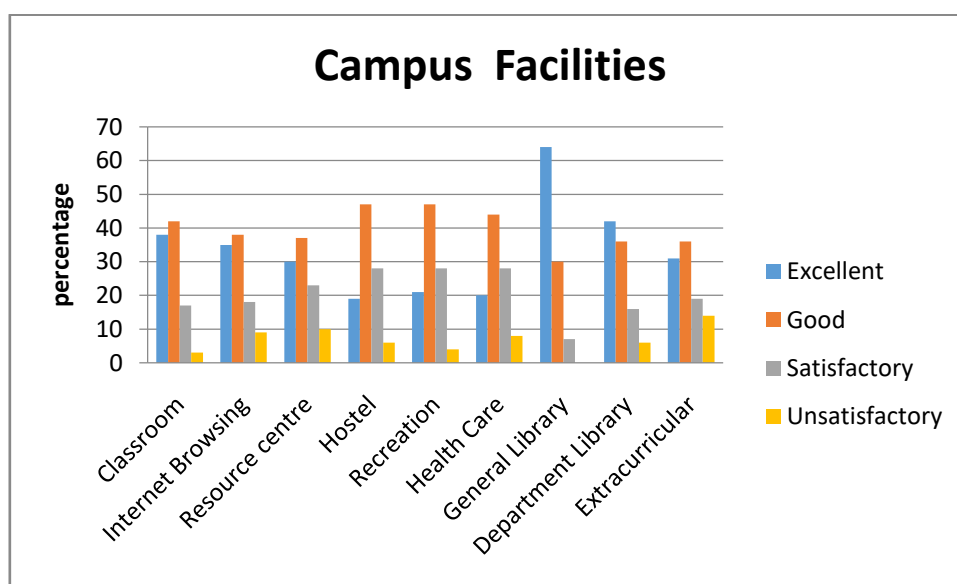
Total Number of Students : 118

	Academic Facilities							
	Syllabus Content	Coverage of Syllabus	Teaching Method	Laboratory Facilities	Teacher Guidance and Counselling	Conduct of CFA Tests / ESE	Staff-Student Relationship	CFA: ESE Weightage
Excellent	46	36	46	30	36	22	28	22
Good	36	36	25	34	38	47	36	44
Satisfactory	15	15	20	22	20	22	28	31
Unsatisfactory	3	13	9	14	6	9	8	3

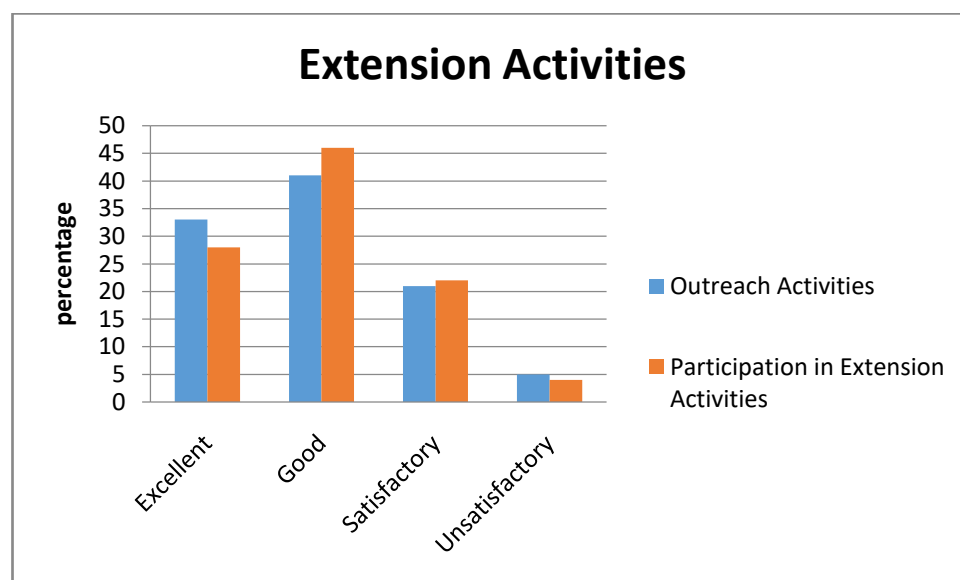


	Campus Facilities								
	Classroom	Internet Browsing	Resource centre	Hostel	Recreation	Health Care	General Library	Department Library	Extracurricular
Excellent	38	35	30	19	21	20	64	42	31

Good	42	38	37	47	47	44	30	36	36
Satisfactory	17	18	23	28	28	28	7	16	19
Unsatisfactory	3	9	10	6	4	8	0	6	14

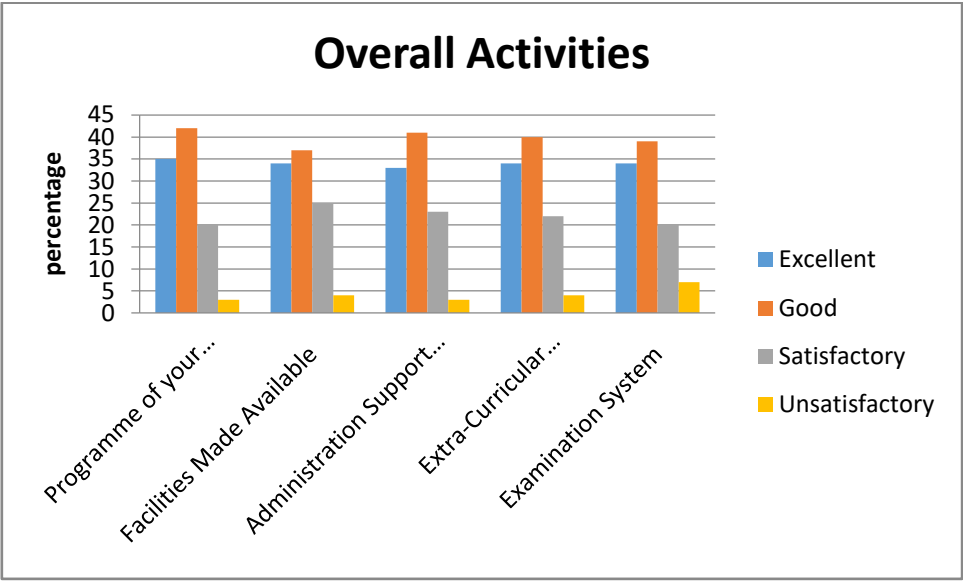


Extension Activities		
	Outreach Activities	Participation in Extension Activities
Excellent	33	28
Good	41	46
Satisfactory	21	22
Unsatisfactory	5	4



	Overall Activities				
	Programme of your Study	Facilities Made Available	Administration Support Given	Extra-Curricular Activities Provided	Examination System
Excellent	35	34	33	34	34
Good	42	37	41	40	39
Satisfactory	20	25	23	22	20

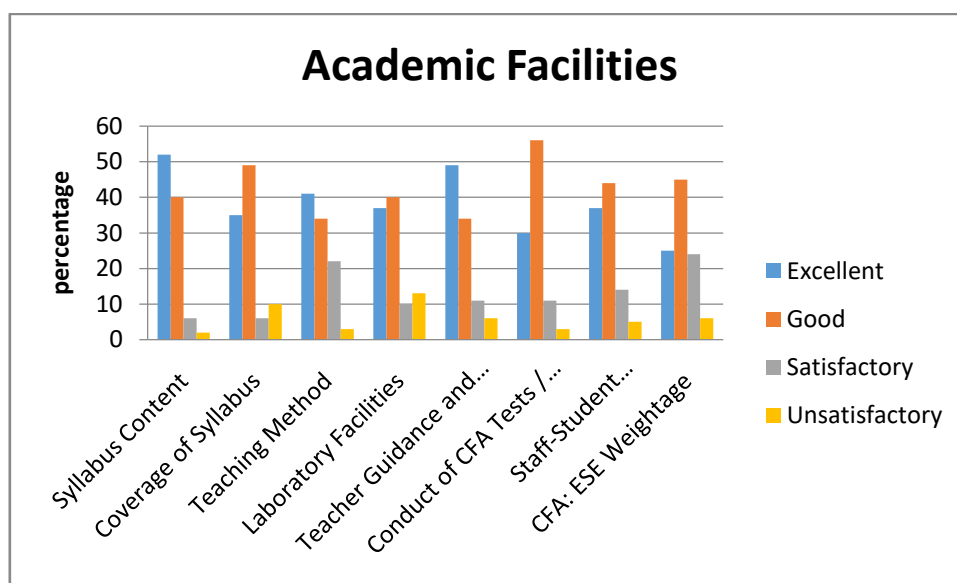
Unsatisfactory	3	4	3	4	7
----------------	---	---	---	---	---



1.4.1 Students Feedback Form (Geology – year wise from (2016-2017))

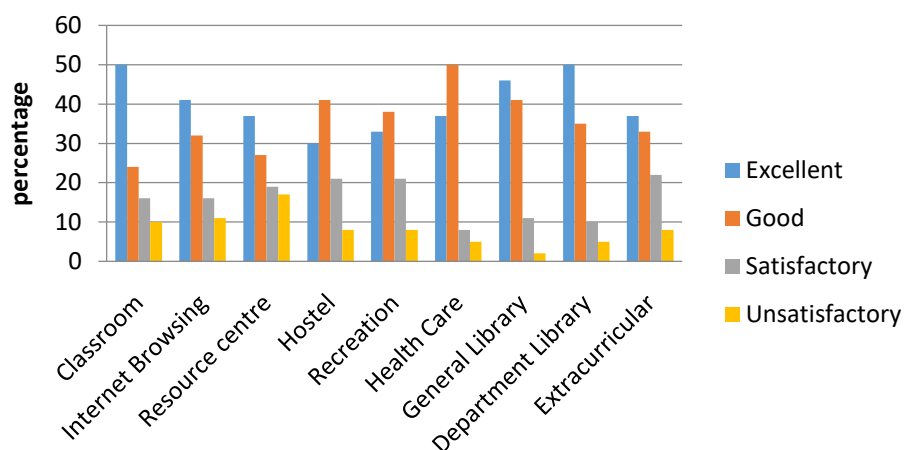
Total Number of Students : 63

	Academic Facilities							
	Syllabus Content	Coverage of Syllabus	Teaching Method	Laboratory Facilities	Teacher Guidance and Counselling	Conduct of CFA Tests / ESE	Staff-Student Relationship	CFA: ESE Weightage
Excellent	52	35	41	37	49	30	37	25
Good	40	49	34	40	34	56	44	45
Satisfactory	6	6	22	10	11	11	14	24
Unsatisfactory	2	10	3	13	6	3	5	6



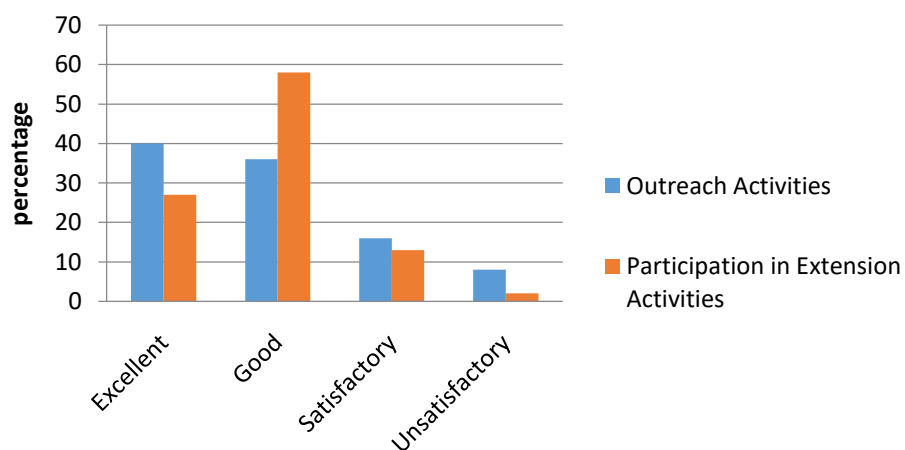
	Campus Facilities								
	Classroom	Internet Browsing	Resource centre	Hostel	Recreation	Health Care	General Library	Department Library	Extracurricular
Excellent	50	41	37	30	33	37	46	50	37
Good	24	32	27	41	38	50	41	35	33
Satisfactory	16	16	19	21	21	8	11	10	22
Unsatisfactory	10	11	17	8	8	5	2	5	8

Campus Facilities

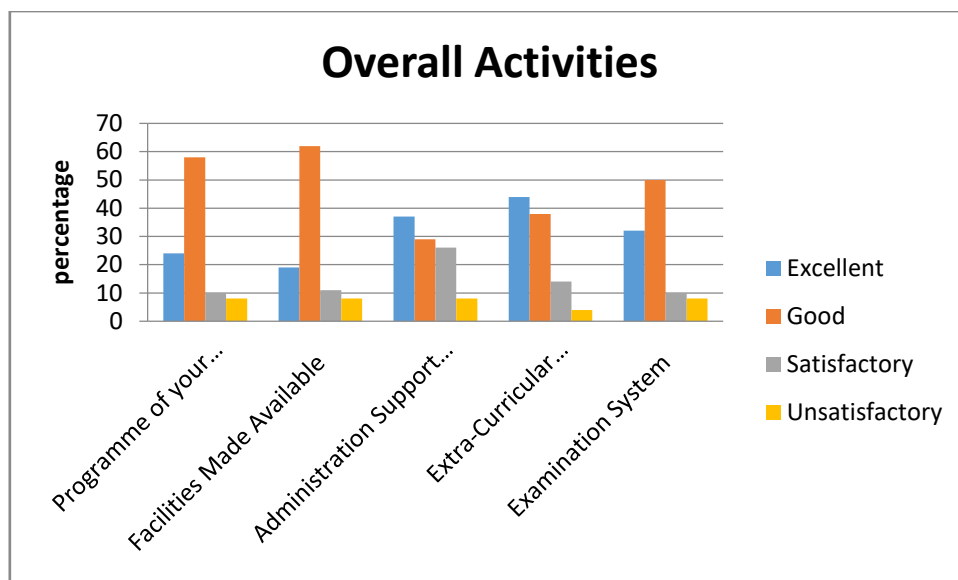


Extension Activities		
	Outreach Activities	Participation in Extension Activities
Excellent	40	27
Good	36	58
Satisfactory	16	13
Unsatisfactory	8	2

Extension Activities



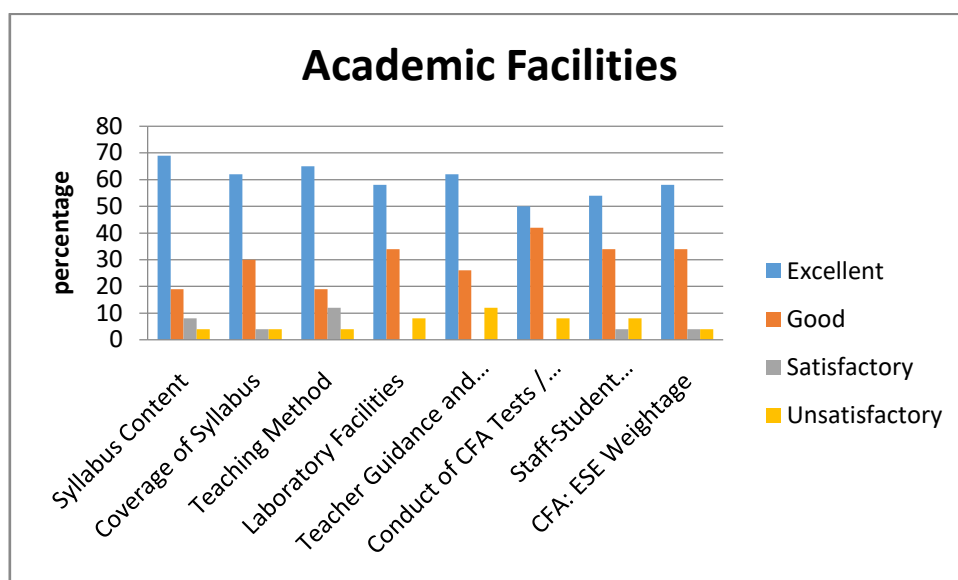
	Overall Activities				
	Programme of your Study	Facilities Made Available	Administration Support Given	Extra-Curricular Activities Provided	Examination System
Excellent	24	19	37	44	32
Good	58	62	29	38	50
Satisfactory	10	11	26	14	10
Unsatisfactory	8	8	8	4	8



1.4.1 Students Feedback Form (History – year wise from (2016-2017))

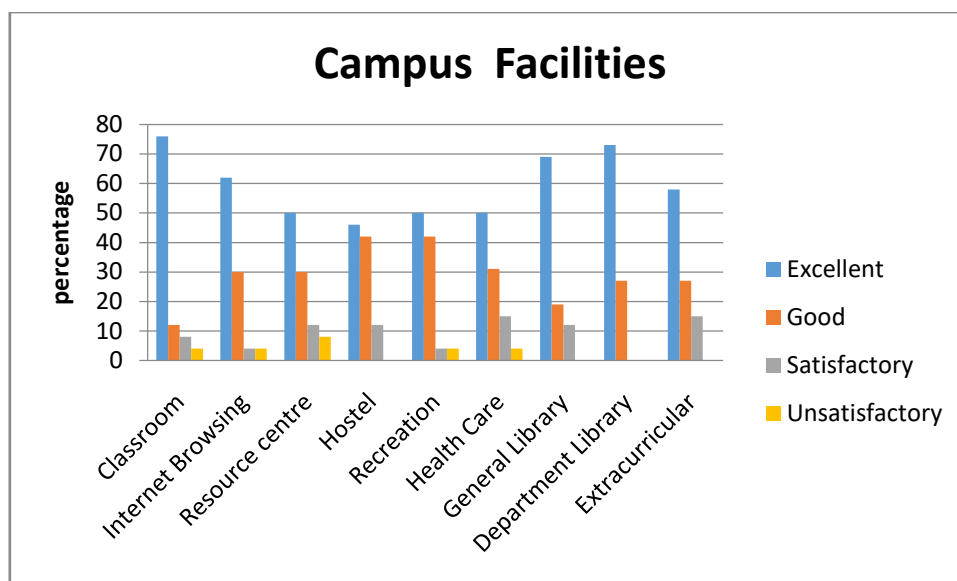
Total Number of Students : 26

	Academic Facilities							
	Syllabus Content	Coverage of Syllabus	Teaching Method	Laboratory Facilities	Teacher Guidance and Counselling	Conduct of CFA Tests / ESE	Staff-Student Relationship	CFA: ESE Weightage
Excellent	69	62	65	58	62	50	54	58
Good	19	30	19	34	26	42	34	34
Satisfactory	8	4	12	0	0	0	4	4
Unsatisfactory	4	4	4	8	12	8	8	4

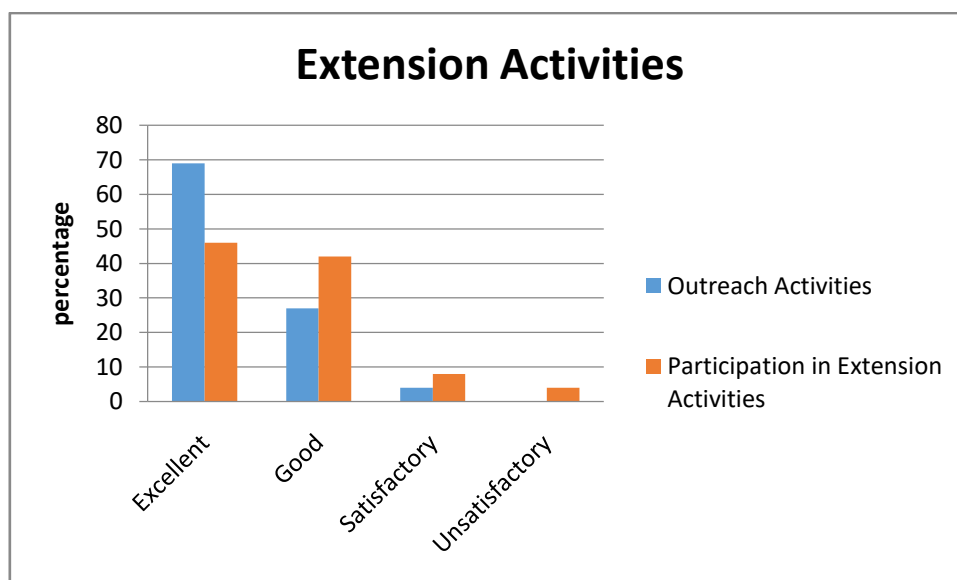


	Campus Facilities								
	Classroom	Internet Browsing	Resource centre	Hostel	Recreation	Health Care	General Library	Department Library	Extracurricular
Excellent	76	62	50	46	50	50	69	73	58
Good	12	30	30	42	42	31	19	27	27

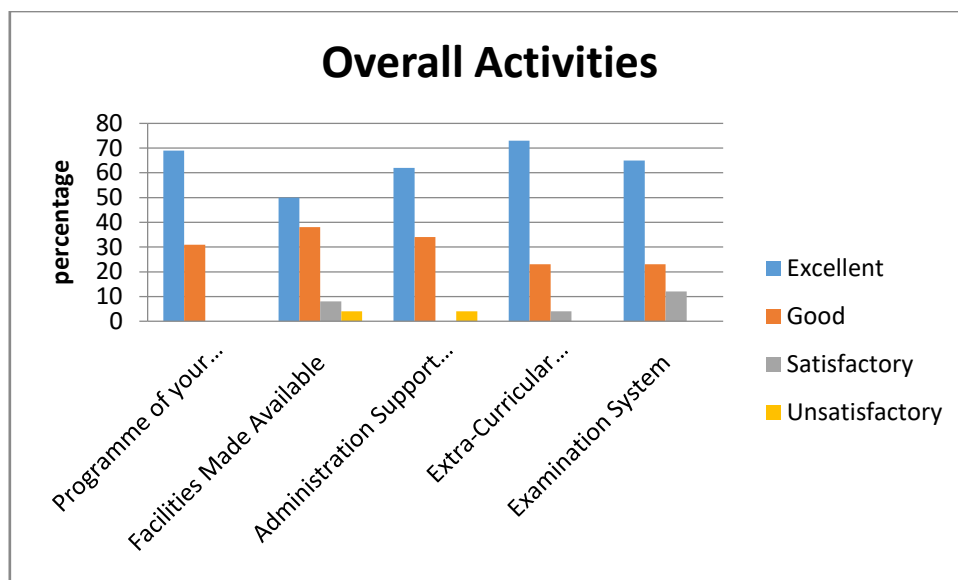
Satisfactory	8	4	12	12	4	15	12	0	15
Unsatisfactory	4	4	8	0	4	4	0	0	0



Extension Activities		
	Outreach Activities	Participation in Extension Activities
Excellent	69	46
Good	27	42
Satisfactory	4	8
Unsatisfactory	0	4



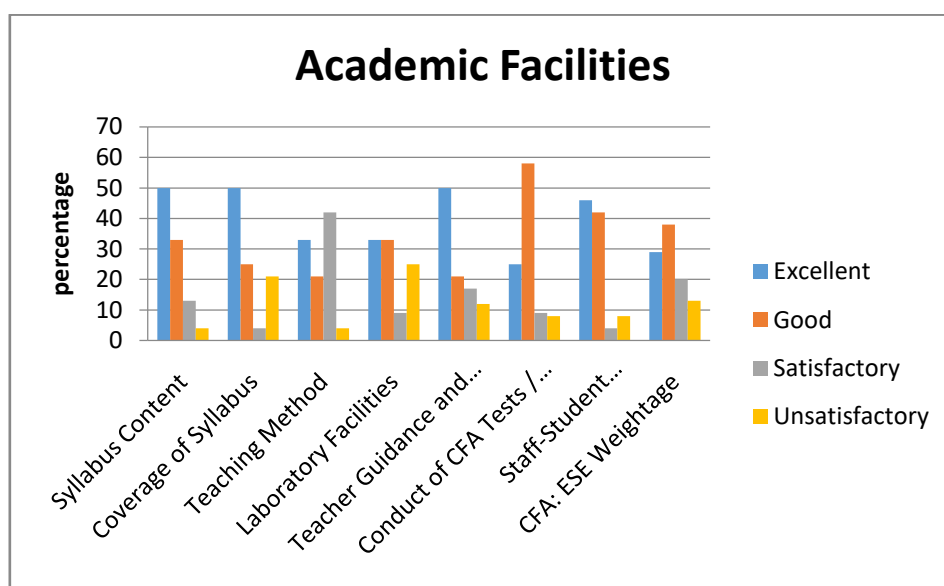
	Overall Activities				
	Programme of your Study	Facilities Made Available	Administration Support Given	Extra-Curricular Activities Provided	Examination System
Excellent	69	50	62	73	65
Good	31	38	34	23	23
Satisfactory	0	8	0	4	12
Unsatisfactory	0	4	4	0	0



1.4.1 Students Feedback Form (Journalism Mass Media – year wise from (2016-2017))

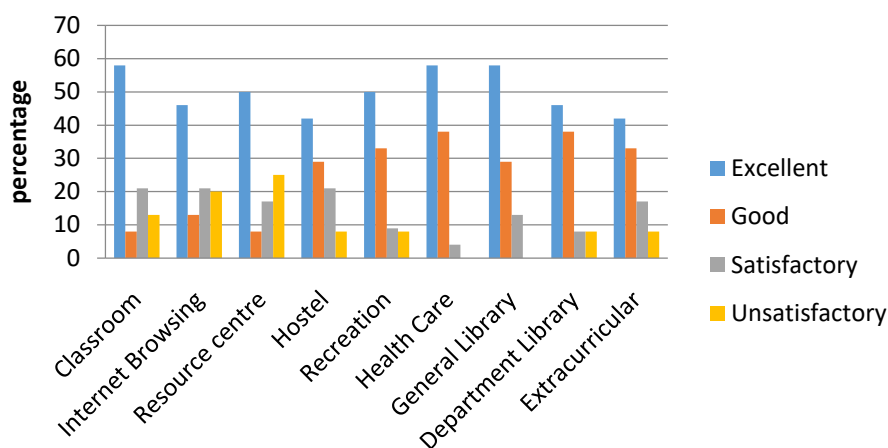
Total Number of Students : 24

	Academic Facilities							
	Syllabus Content	Coverage of Syllabus	Teaching Method	Laboratory Facilities	Teacher Guidance and Counselling	Conduct of CFA Tests / ESE	Staff-Student Relationship	CFA: ESE Weightage
Excellent	50	50	33	33	50	25	46	29
Good	33	25	21	33	21	58	42	38
Satisfactory	13	4	42	9	17	9	4	20
Unsatisfactory	4	21	4	25	12	8	8	13



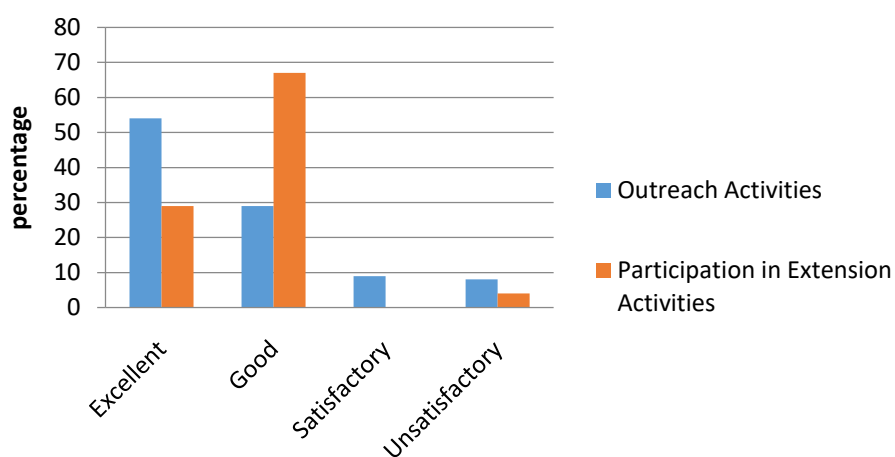
	Campus Facilities								
	Classroom	Internet Browsing	Resource centre	Hostel	Recreation	Health Care	General Library	Department Library	Extracurricular
Excellent	58	46	50	42	50	58	58	46	42
Good	8	13	8	29	33	38	29	38	33
Satisfactory	21	21	17	21	9	4	13	8	17
Unsatisfactory	13	20	25	8	8	0	0	8	8

Campus Facilities



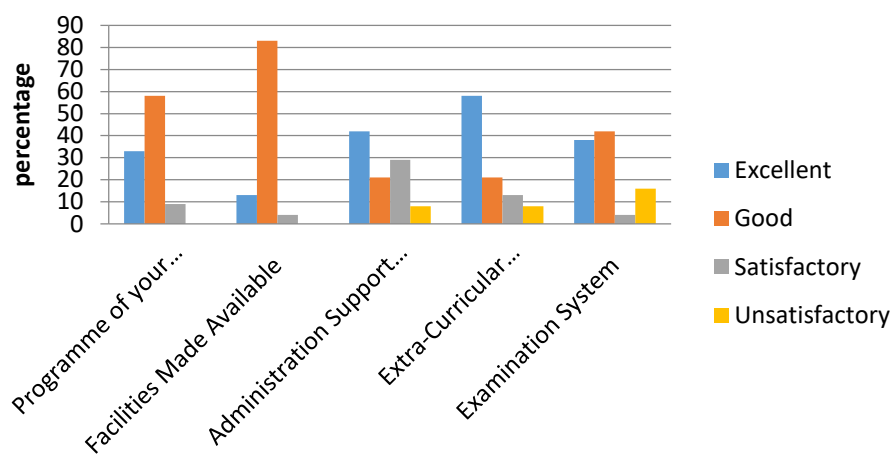
Extension Activities		
	Outreach Activities	Participation in Extension Activities
Excellent	54	29
Good	29	67
Satisfactory	9	0
Unsatisfactory	8	4

Extension Activities



	Overall Activities				
	Programme of your Study	Facilities Made Available	Administration Support Given	Extra-Curricular Activities Provided	Examination System
Excellent	33	13	42	58	38
Good	58	83	21	21	42
Satisfactory	9	4	29	13	4
Unsatisfactory	0	0	8	8	16

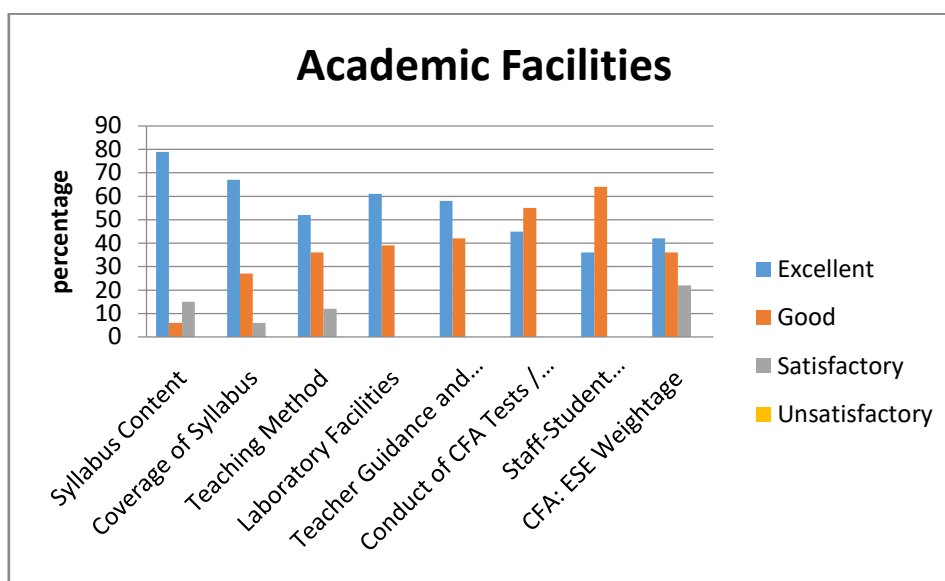
Overall Activities



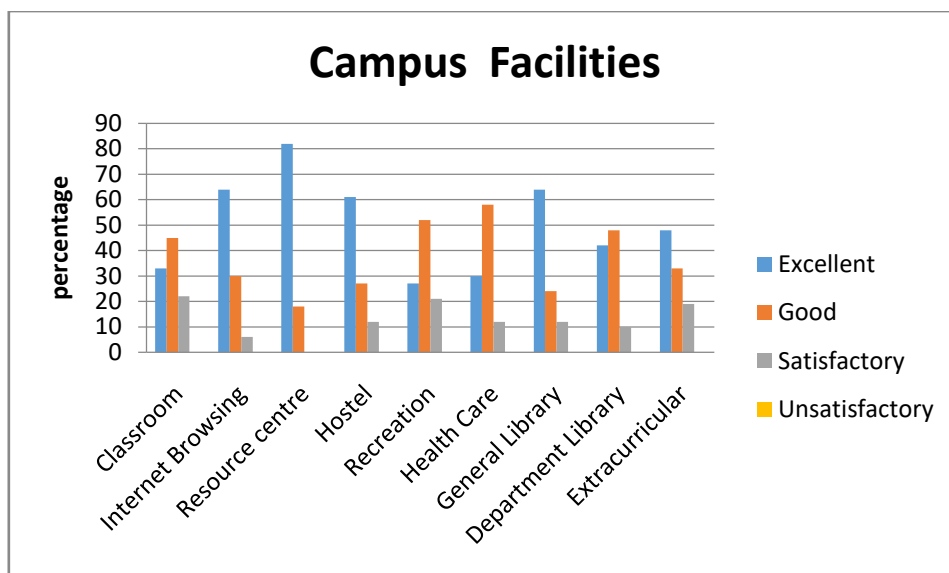
1.4.1 Students Feedback Form (Library and Information Science – year wise from (2016-2017))

Total Number of Students : 33

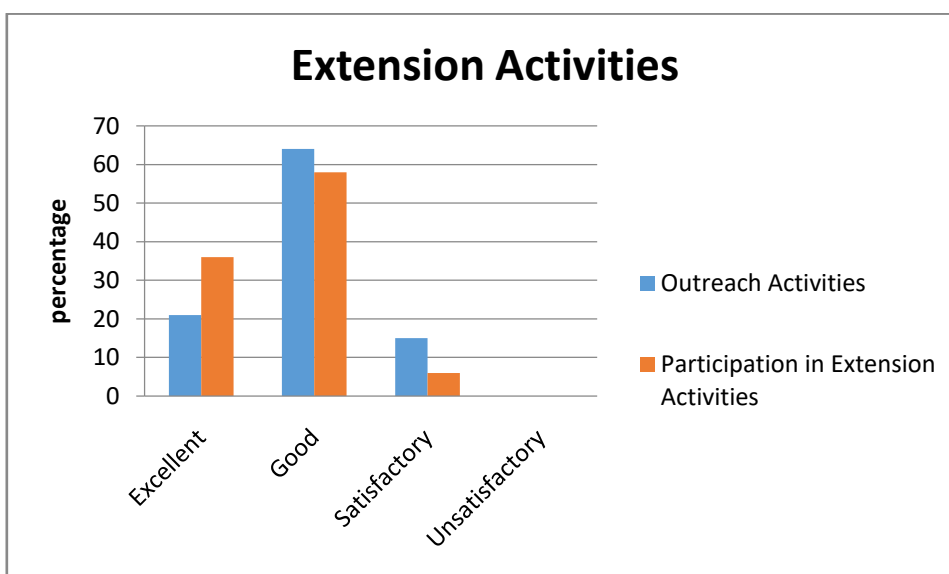
	Academic Facilities							
	Syllabus Content	Coverage of Syllabus	Teaching Method	Laboratory Facilities	Teacher Guidance and Counselling	Conduct of CFA Tests / ESE	Staff-Student Relationship	CFA: ESE Weightage
Excellent	79	67	52	61	58	45	36	42
Good	6	27	36	39	42	55	64	36
Satisfactory	15	6	12	0	0	0	0	22
Unsatisfactory	0	0	0	0	0	0	0	0



	Campus Facilities								
	Classroom	Internet Browsing	Resource centre	Hostel	Recreation	Health Care	General Library	Department Library	Extracurricular
Excellent	33	64	82	61	27	30	64	42	48
Good	45	30	18	27	52	58	24	48	33
Satisfactory	22	6	0	12	21	12	12	10	19
Unsatisfactory	0	0	0	0	0	0	0	0	0

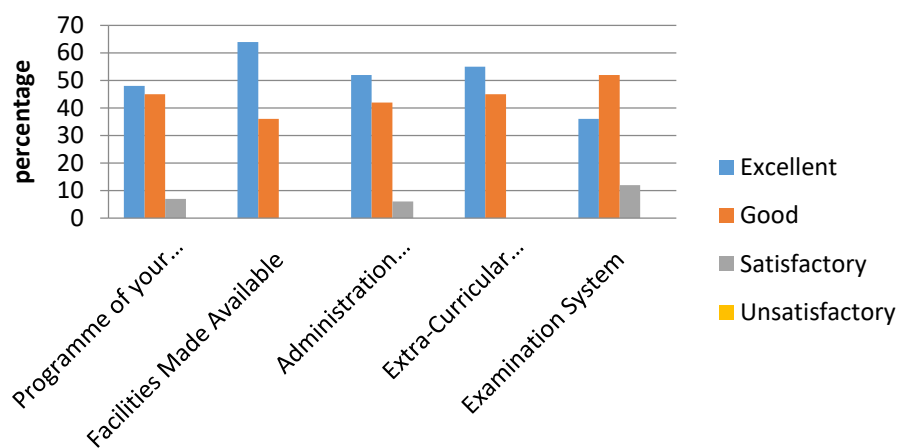


Extension Activities		
	Outreach Activities	Participation in Extension Activities
Excellent	21	36
Good	64	58
Satisfactory	15	6
Unsatisfactory	0	0



	Overall Activities				
	Programme of your Study	Facilities Made Available	Administration Support Given	Extra-Curricular Activities Provided	Examination System
Excellent	48	64	52	55	36
Good	45	36	42	45	52
Satisfactory	7	0	6	0	12
Unsatisfactory	0	0	0	0	0

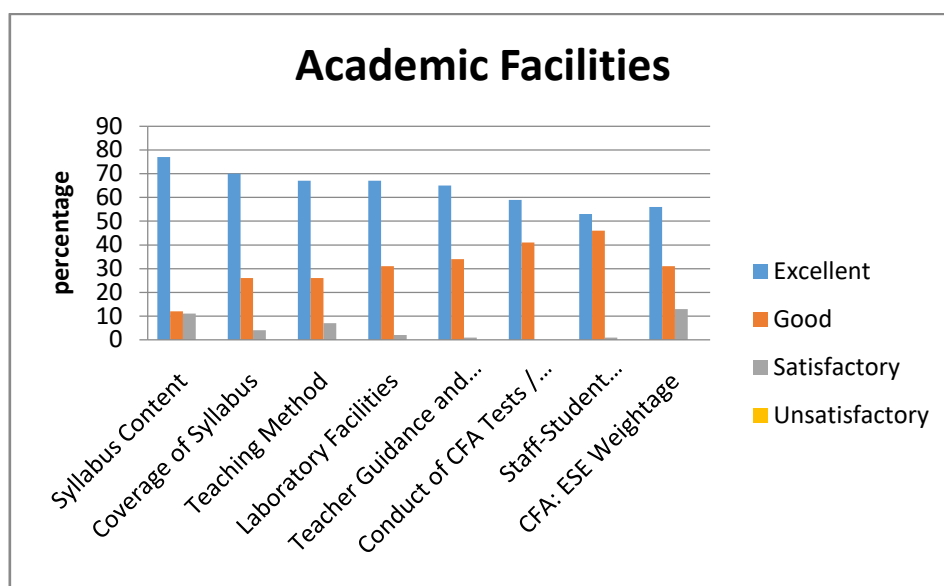
Overall Activities



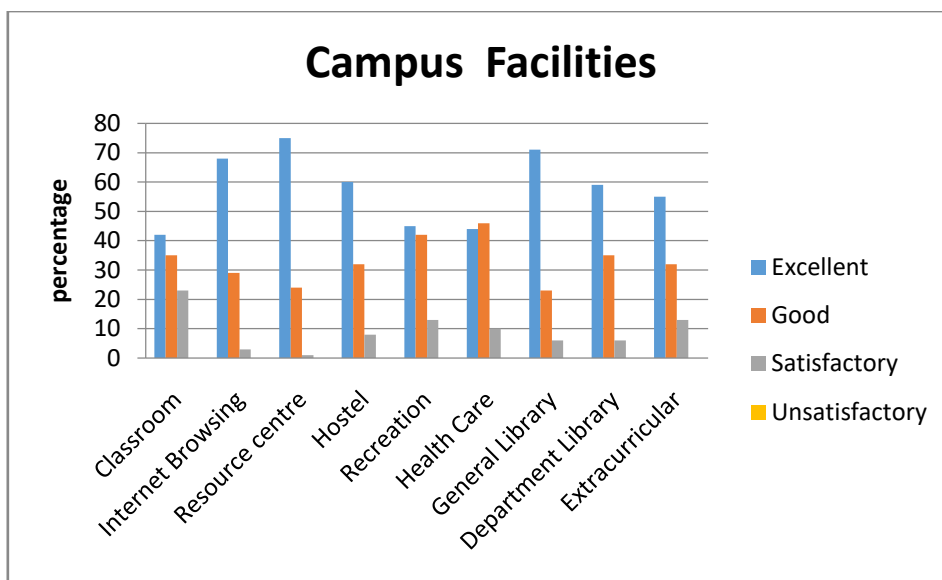
1.4.1 Students Feedback Form (Management Studies– year wise from (2016-2017))

Total Number of Students : 222

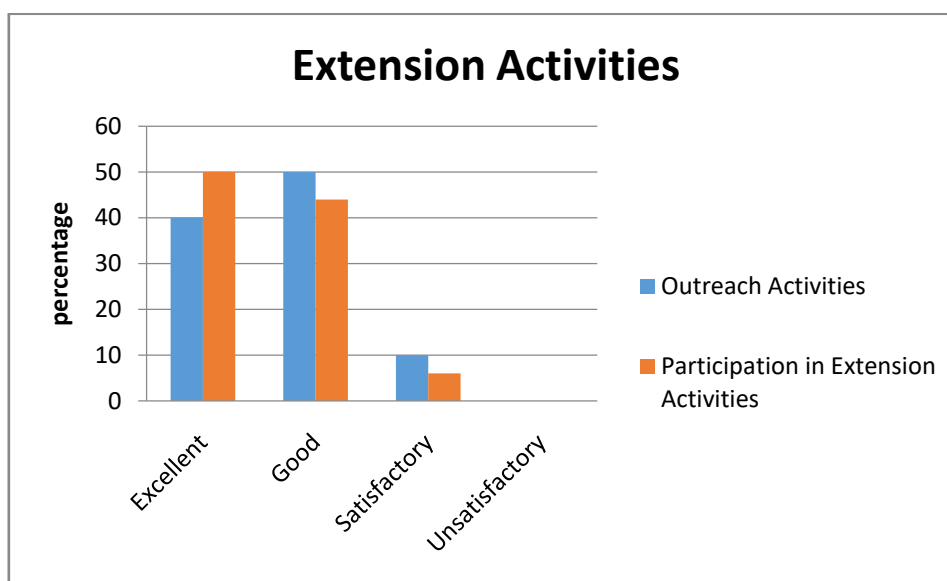
	Academic Facilities							
	Syllabus Content	Coverage of Syllabus	Teaching Method	Laboratory Facilities	Teacher Guidance and Counselling	Conduct of CFA Tests / ESE	Staff-Student Relationship	CFA: ESE Weightage
Excellent	77	70	67	67	65	59	53	56
Good	12	26	26	31	34	41	46	31
Satisfactory	11	4	7	2	1	0	1	13
Unsatisfactory	0	0	0	0	0	0	0	0



	Campus Facilities								
	Classroom	Internet Browsing	Resource centre	Hostel	Recreation	Health Care	General Library	Department Library	Extracurricular
Excellent	42	68	75	60	45	44	71	59	55
Good	35	29	24	32	42	46	23	35	32
Satisfactory	23	3	1	8	13	10	6	6	13
Unsatisfactory	0	0	0	0	0	0	0	0	0

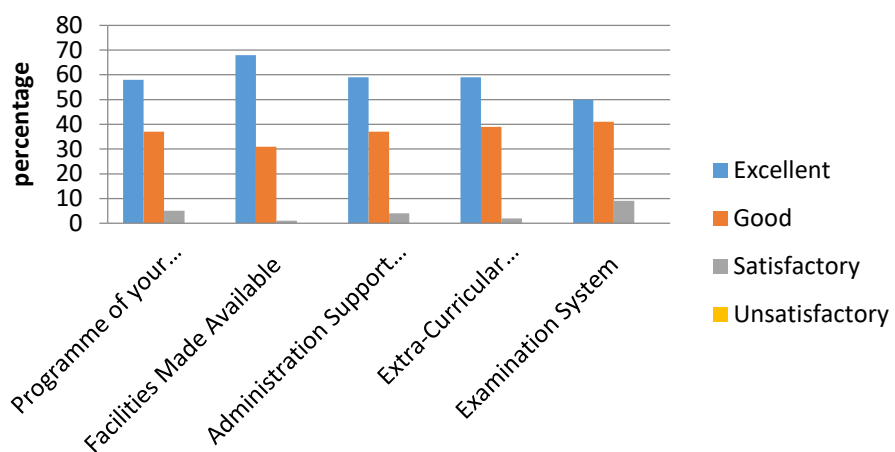


Extension Activities		
	Outreach Activities	Participation in Extension Activities
Excellent	40	50
Good	50	44
Satisfactory	10	6
Unsatisfactory	0	0



	Overall Activities				
	Programme of your Study	Facilities Made Available	Administration Support Given	Extra-Curricular Activities Provided	Examination System
Excellent	58	68	59	59	50
Good	37	31	37	39	41
Satisfactory	5	1	4	2	9
Unsatisfactory	0	0	0	0	0

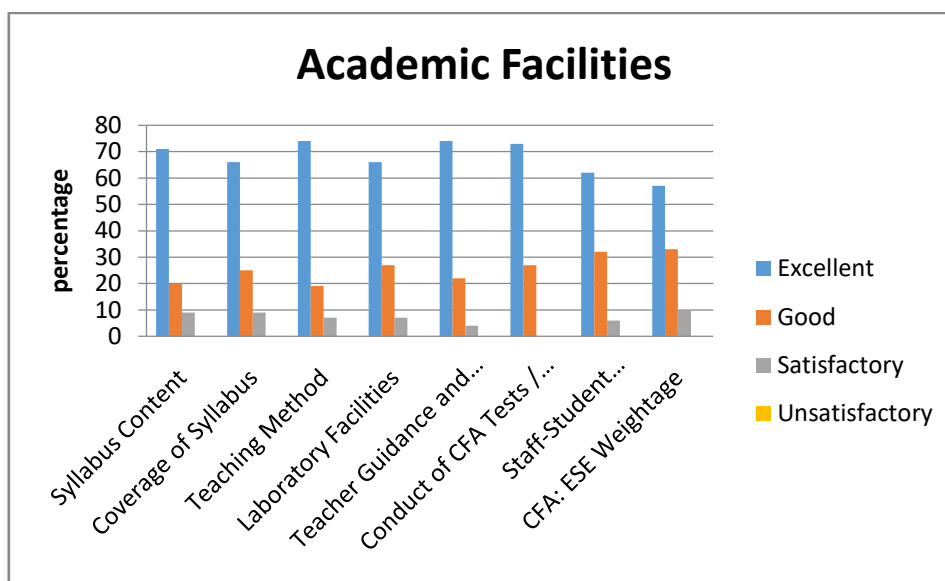
Overall Activities



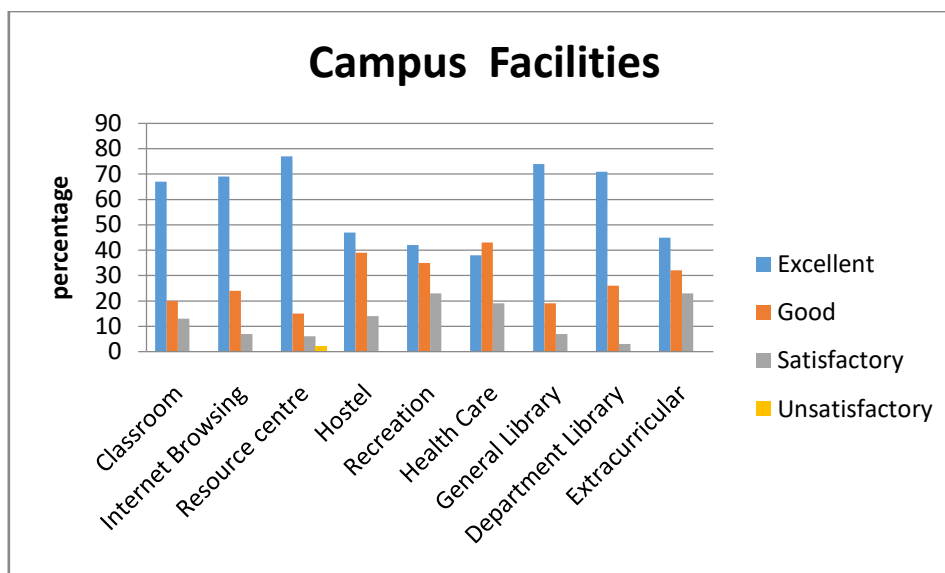
1.4.1 Students Feedback Form (Mathematics– year wise from (2016-2017))

Total Number of Students : 93

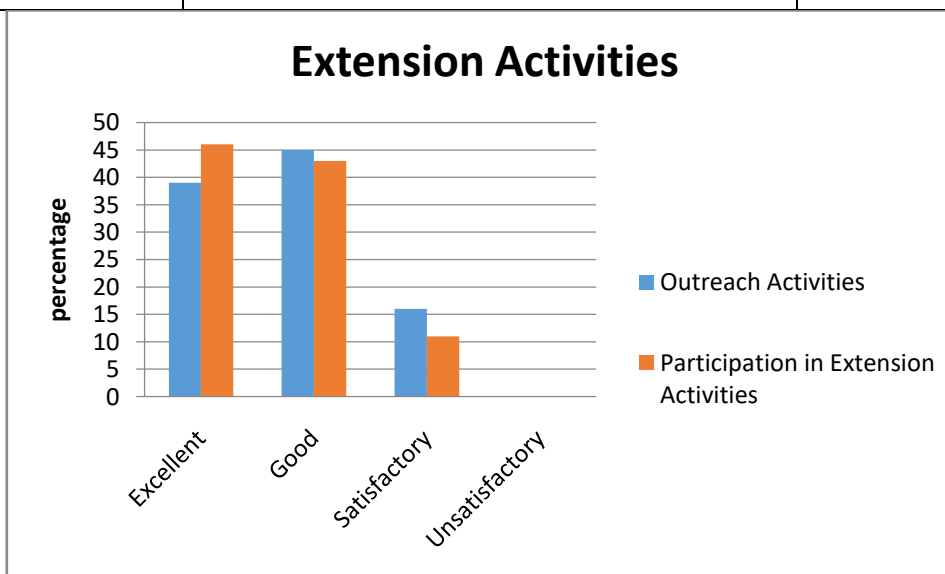
	Academic Facilities							
	Syllabus Content	Coverage of Syllabus	Teaching Method	Laboratory Facilities	Teacher Guidance and Counselling	Conduct of CFA Tests / ESE	Staff-Student Relationship	CFA: ESE Weightage
Excellent	71	66	74	66	74	73	62	57
Good	20	25	19	27	22	27	32	33
Satisfactory	9	9	7	7	4	0	6	10
Unsatisfactory	0	0	0	0	0	0	0	0



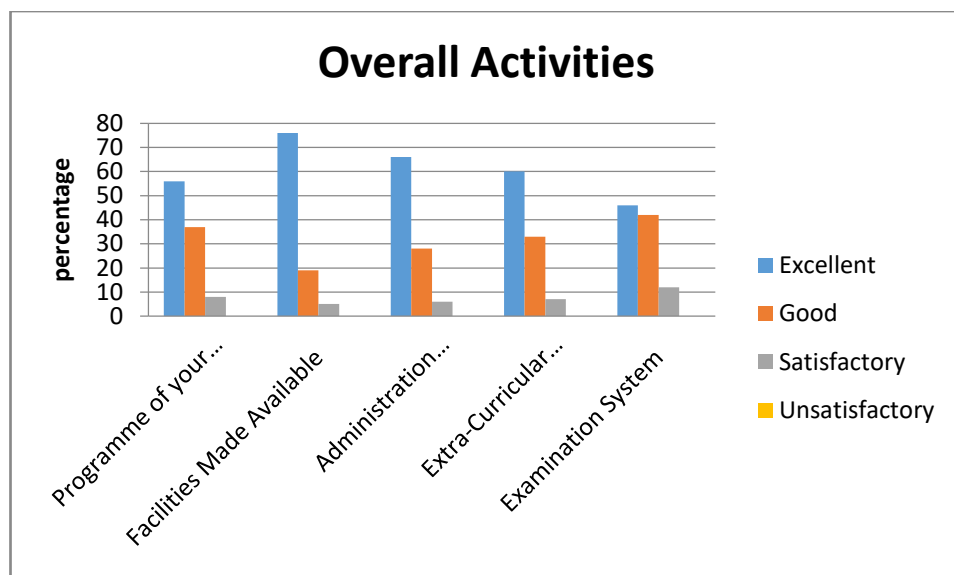
	Campus Facilities								
	Classroom	Internet Browsing	Resource centre	Hostel	Recreation	Health Care	General Library	Department Library	Extracurricular
Excellent	67	69	77	47	42	38	74	71	45
Good	20	24	15	39	35	43	19	26	32
Satisfactory	13	7	6	14	23	19	7	3	23
Unsatisfactory	0	0	2	0	0	0	0	0	0



Extension Activities		
	Outreach Activities	Participation in Extension Activities
Excellent	39	46
Good	45	43
Satisfactory	16	11
Unsatisfactory	0	0



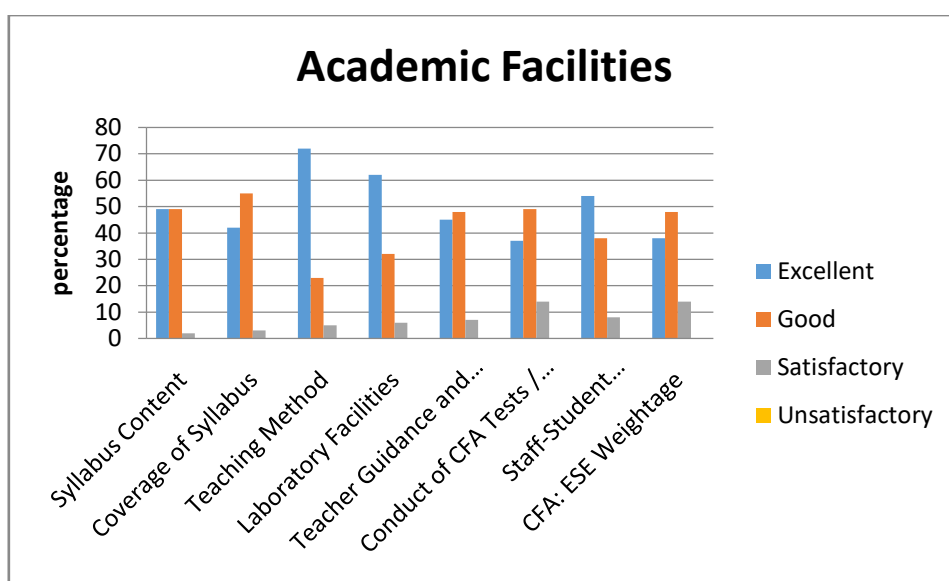
	Overall Activities				
	Programme of your Study	Facilities Made Available	Administration Support Given	Extra-Curricular Activities Provided	Examination System
Excellent	56	76	66	60	46
Good	37	19	28	33	42
Satisfactory	8	5	6	7	12
Unsatisfactory	0	0	0	0	0



1.4.1 Students Feedback Form (Microbiology – year wise from (2016-2017))

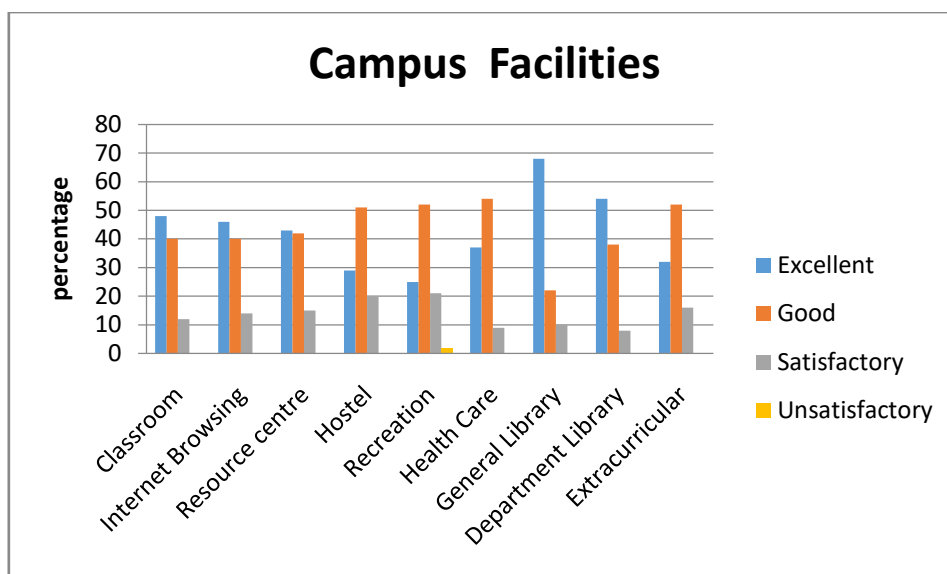
Total Number of Students : 65

	Academic Facilities							
	Syllabus Content	Coverage of Syllabus	Teaching Method	Laboratory Facilities	Teacher Guidance and Counselling	Conduct of CFA Tests / ESE	Staff-Student Relationship	CFA: ESE Weightage
Excellent	49	42	72	62	45	37	54	38
Good	49	55	23	32	48	49	38	48
Satisfactory	2	3	5	6	7	14	8	14
Unsatisfactory	0	0	0	0	0	0	0	0

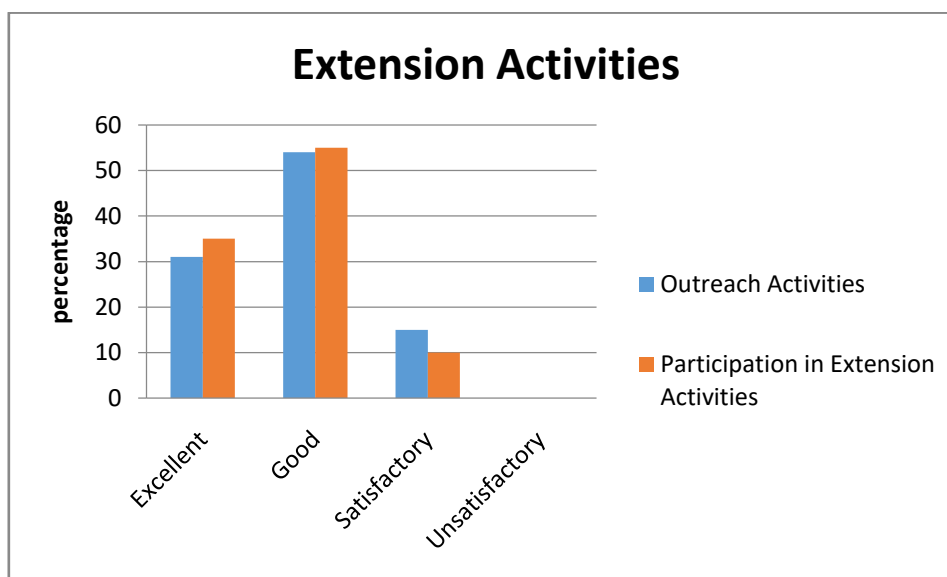


	Campus Facilities								
	Classroom	Internet Browsing	Resource centre	Hostel	Recreation	Health Care	General Library	Department Library	Extracurricular
Excellent	48	46	43	29	25	37	68	54	32
Good	40	40	42	51	52	54	22	38	52

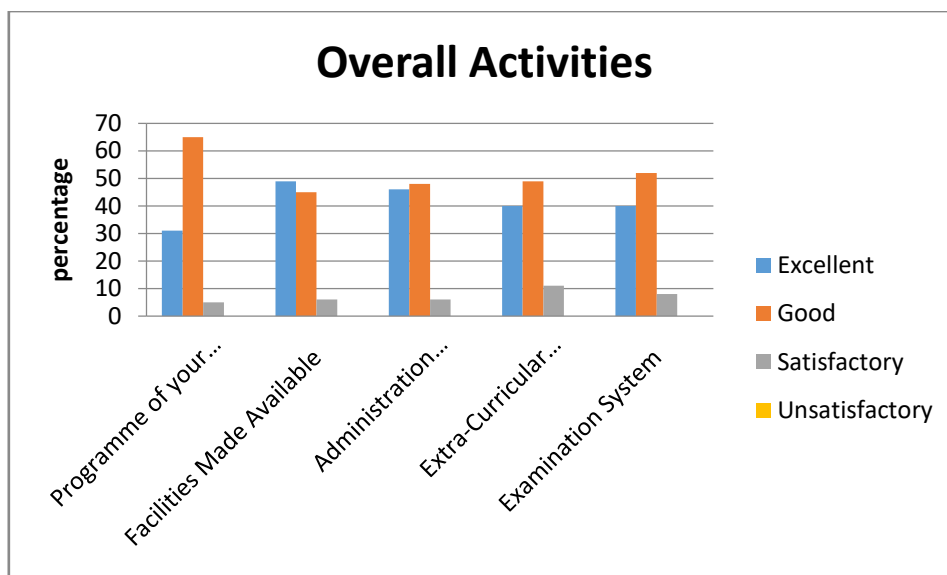
Satisfactory	12	14	15	20	21	9	10	8	16
Unsatisfactory	0	0	0	0	2	0	0	0	0



Extension Activities		
	Outreach Activities	Participation in Extension Activities
Excellent	31	35
Good	54	55
Satisfactory	15	10
Unsatisfactory	0	0



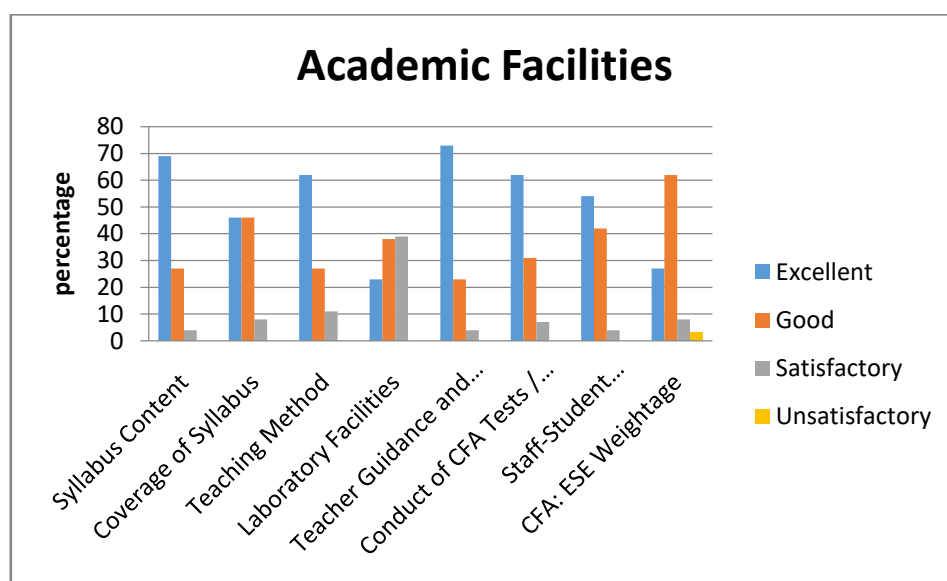
	Overall Activities				
	Programme of your Study	Facilities Made Available	Administration Support Given	Extra-Curricular Activities Provided	Examination System
Excellent	31	49	46	40	40
Good	65	45	48	49	52
Satisfactory	5	6	6	11	8
Unsatisfactory	0	0	0	0	0



1.4.1 Students Feedback Form (Clinical Nutrition – year wise from (2016-2017))

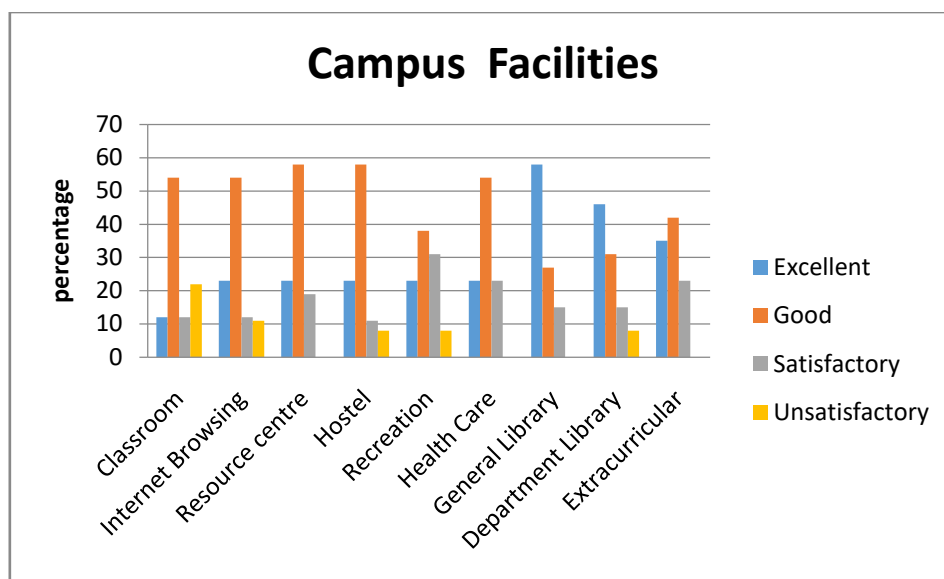
Total Number of Students : 26

	Academic Facilities							
	Syllabus Content	Coverage of Syllabus	Teaching Method	Laboratory Facilities	Teacher Guidance and Counselling	Conduct of CFA Tests / ESE	Staff-Student Relationship	CFA: ESE Weightage
Excellent	69	46	62	23	73	62	54	27
Good	27	46	27	38	23	31	42	62
Satisfactory	4	8	11	39	4	7	4	8
Unsatisfactory	0	0	0	0	0	0	0	3

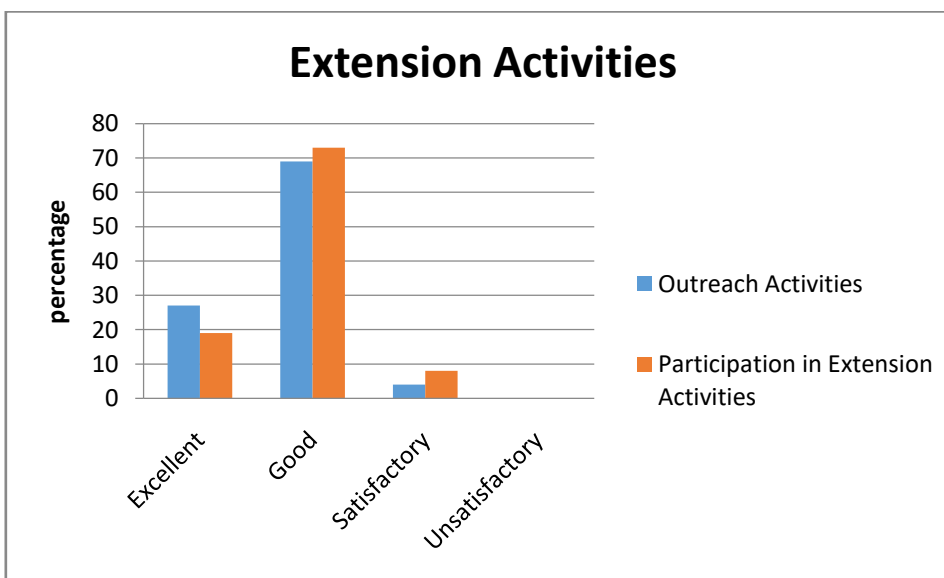


	Campus Facilities								
	Classroom	Internet Browsing	Resource centre	Hostel	Recreation	Health Care	General Library	Department Library	Extracurricular
Excellent	12	23	23	23	23	23	58	46	35
Good	54	54	58	58	38	54	27	31	42

Satisfactory	12	12	19	11	31	23	15	15	23
Unsatisfactory	22	11	0	8	8	0	0	8	0

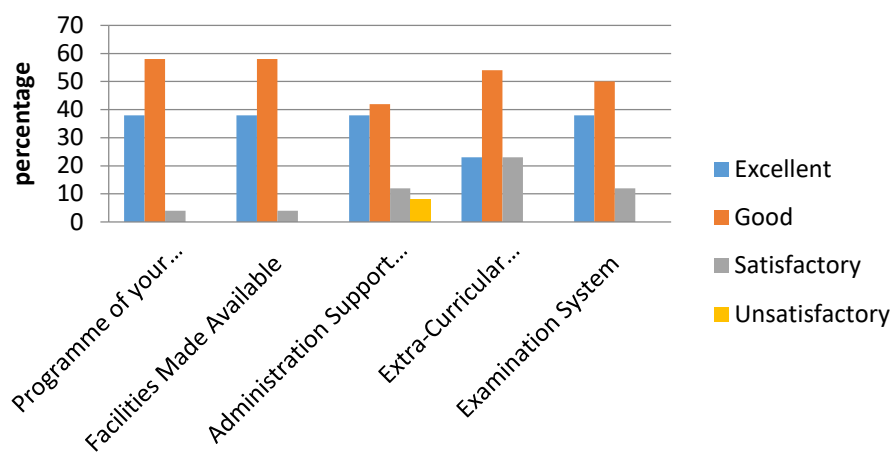


Extension Activities		
	Outreach Activities	Participation in Extension Activities
Excellent	27	19
Good	69	73
Satisfactory	4	8
Unsatisfactory	0	0



	Overall Activities				
	Programme of your Study	Facilities Made Available	Administration Support Given	Extra-Curricular Activities Provided	Examination System
Excellent	38	38	38	23	38
Good	58	58	42	54	50
Satisfactory	4	4	12	23	12
Unsatisfactory	0	0	8	0	0

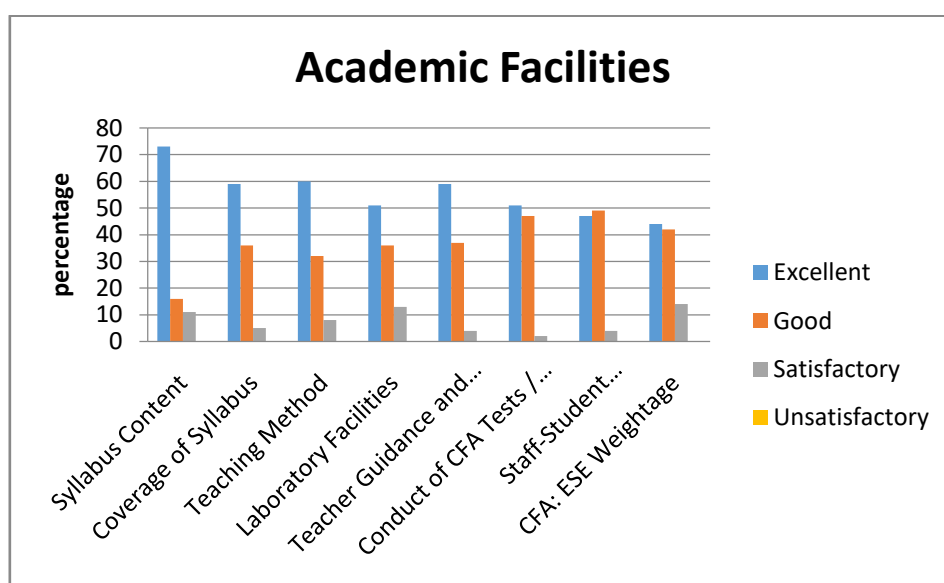
Overall Activities



1.4.1 Students Feedback Form (Physics – year wise from (2016-2017))

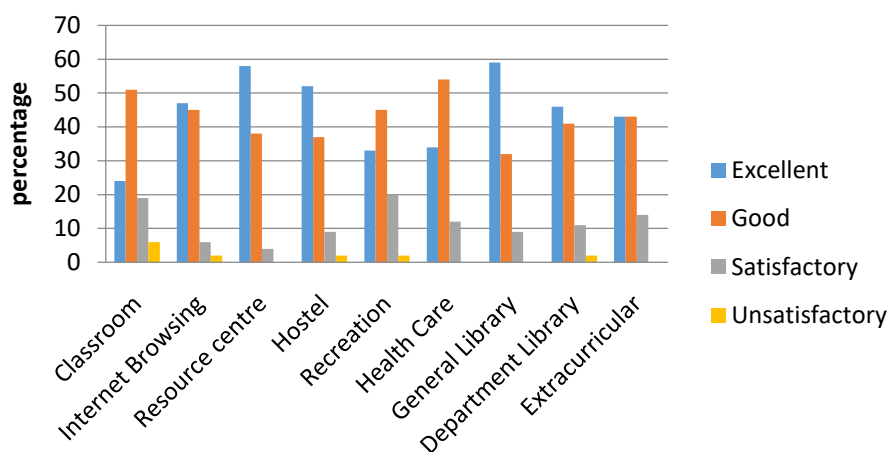
Total Number of Students : 91

	Academic Facilities							
	Syllabus Content	Coverage of Syllabus	Teaching Method	Laboratory Facilities	Teacher Guidance and Counselling	Conduct of CFA Tests / ESE	Staff-Student Relationship	CFA: ESE Weightage
Excellent	73	59	60	51	59	51	47	44
Good	16	36	32	36	37	47	49	42
Satisfactory	11	5	8	13	4	2	4	14
Unsatisfactory	0	0	0	0	0	0	0	0



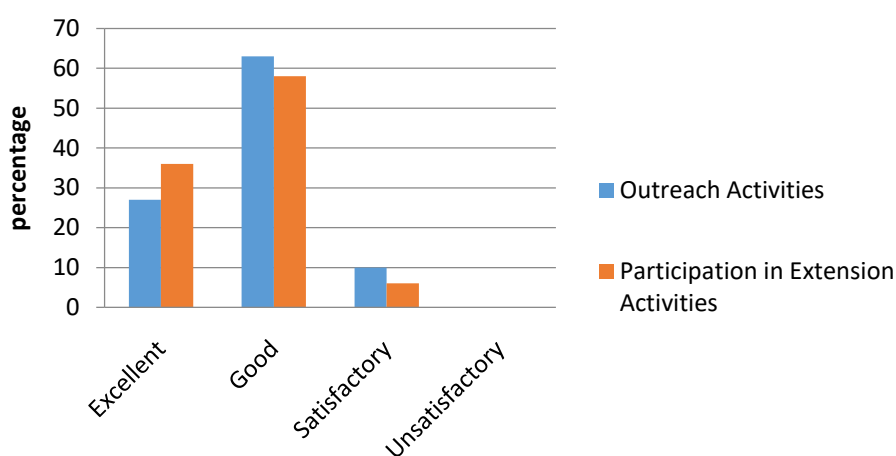
	Campus Facilities								
	Classroom	Internet Browsing	Resource centre	Hostel	Recreation	Health Care	General Library	Department Library	Extracurricular
Excellent	24	47	58	52	33	34	59	46	43
Good	51	45	38	37	45	54	32	41	43
Satisfactory	19	6	4	9	20	12	9	11	14
Unsatisfactory	6	2	0	2	2	0	0	2	0

Campus Facilities

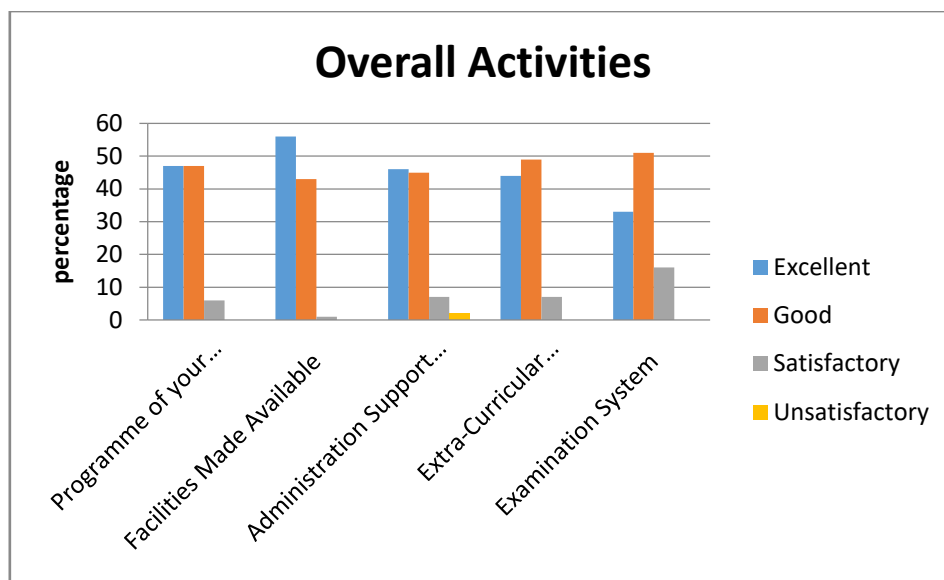


Extension Activities		
	Outreach Activities	Participation in Extension Activities
Excellent	27	36
Good	63	58
Satisfactory	10	6
Unsatisfactory	0	0

Extension Activities



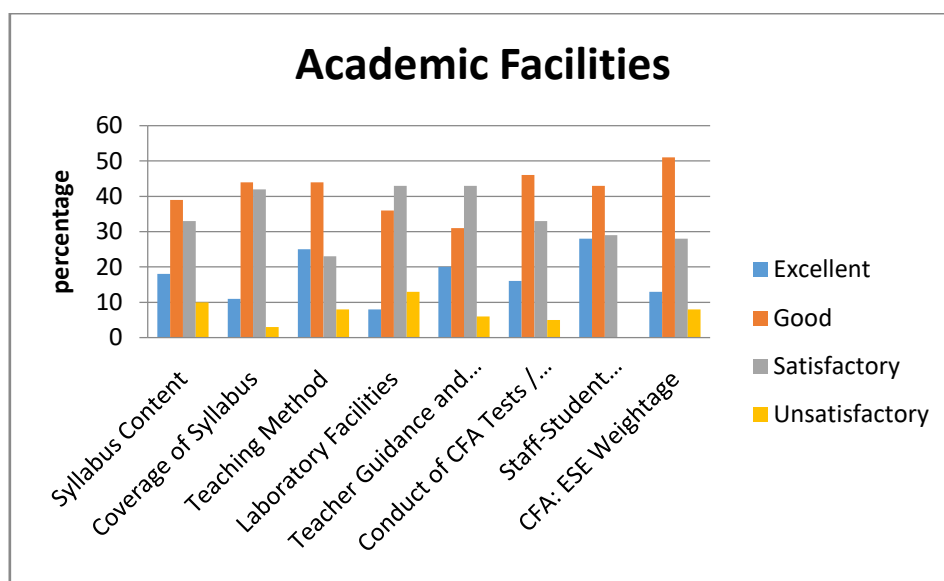
Overall Activities					
	Programme of your Study	Facilities Made Available	Administration Support Given	Extra-Curricular Activities Provided	Examination System
Excellent	47	56	46	44	33
Good	47	43	45	49	51
Satisfactory	6	1	7	7	16
Unsatisfactory	0	0	2	0	0



1.4.1 Students Feedback Form (Psychology – year wise from (2016-2017))

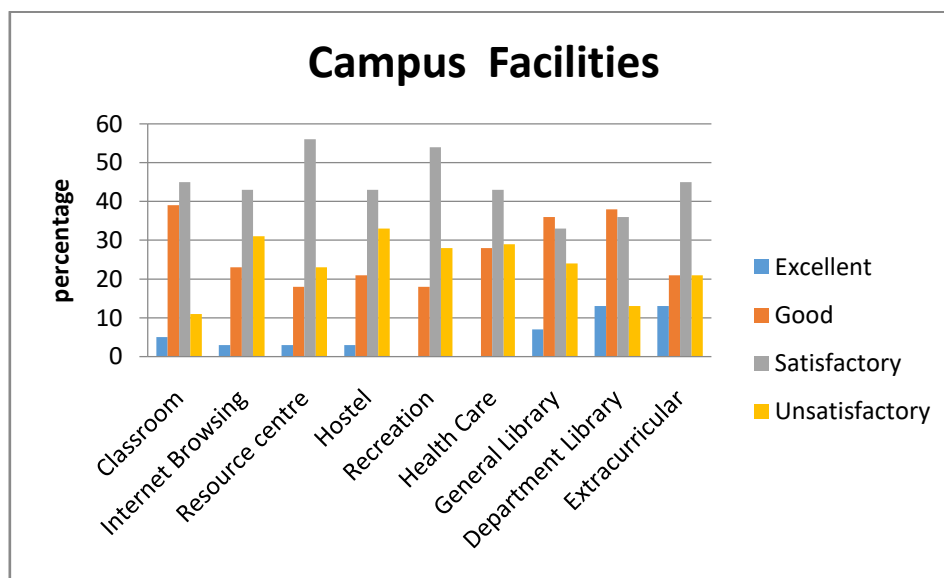
Total Number of Students : 61

	Academic Facilities							
	Syllabus Content	Coverage of Syllabus	Teaching Method	Laboratory Facilities	Teacher Guidance and Counselling	Conduct of CFA Tests / ESE	Staff-Student Relationship	CFA: ESE Weightage
Excellent	18	11	25	8	20	16	28	13
Good	39	44	44	36	31	46	43	51
Satisfactory	33	42	23	43	43	33	29	28
Unsatisfactory	10	3	8	13	6	5	0	8

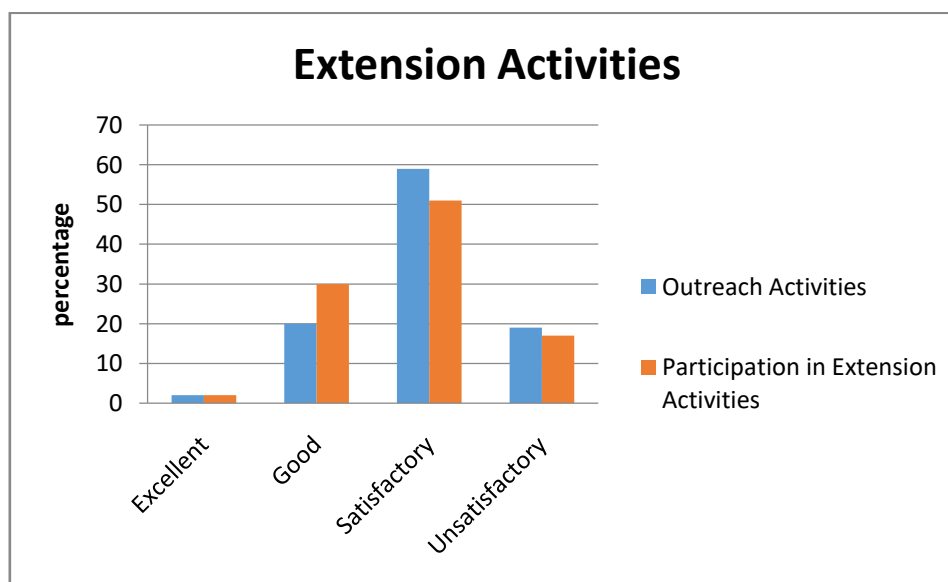


	Campus Facilities								
	Classroom	Internet Browsing	Resource centre	Hostel	Recreation	Health Care	General Library	Department Library	Extracurricular
Excellent	5	3	3	3	0	0	7	13	13

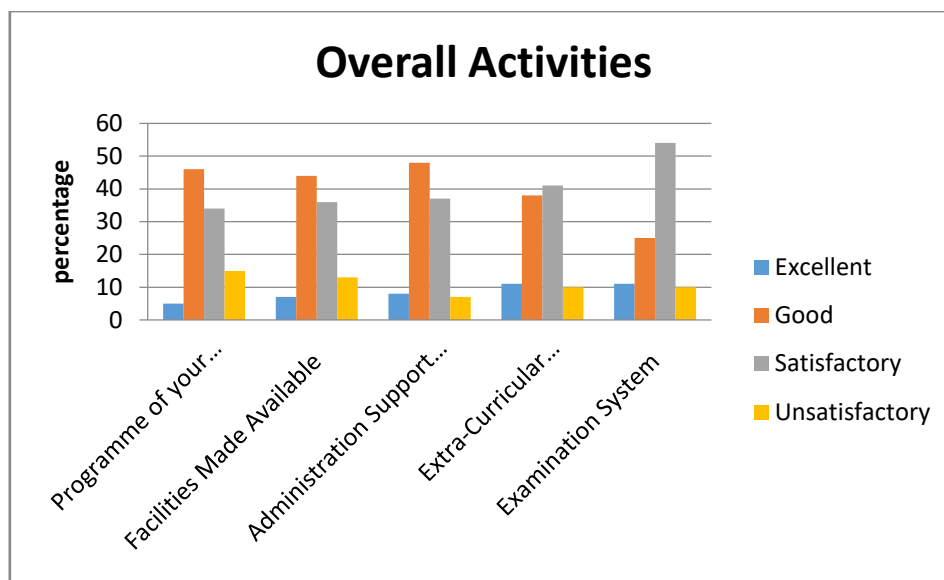
Good	39	23	18	21	18	28	36	38	21
Satisfactory	45	43	56	43	54	43	33	36	45
Unsatisfactory	11	31	23	33	28	29	24	13	21



Extension Activities		
	Outreach Activities	Participation in Extension Activities
Excellent	2	2
Good	20	30
Satisfactory	59	51
Unsatisfactory	19	17



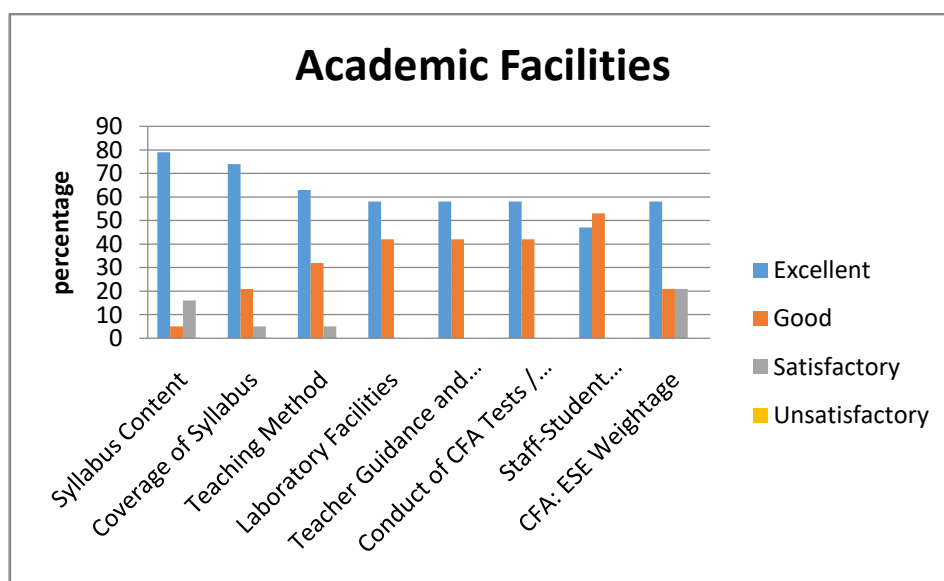
	Overall Activities				
	Programme of your Study	Facilities Made Available	Administration Support Given	Extra-Curricular Activities Provided	Examination System
Excellent	5	7	8	11	11
Good	46	44	48	38	25
Satisfactory	34	36	37	41	54
Unsatisfactory	15	13	7	10	10



1.4.1 Students Feedback Form (Sociology – year wise from (2016-2017))

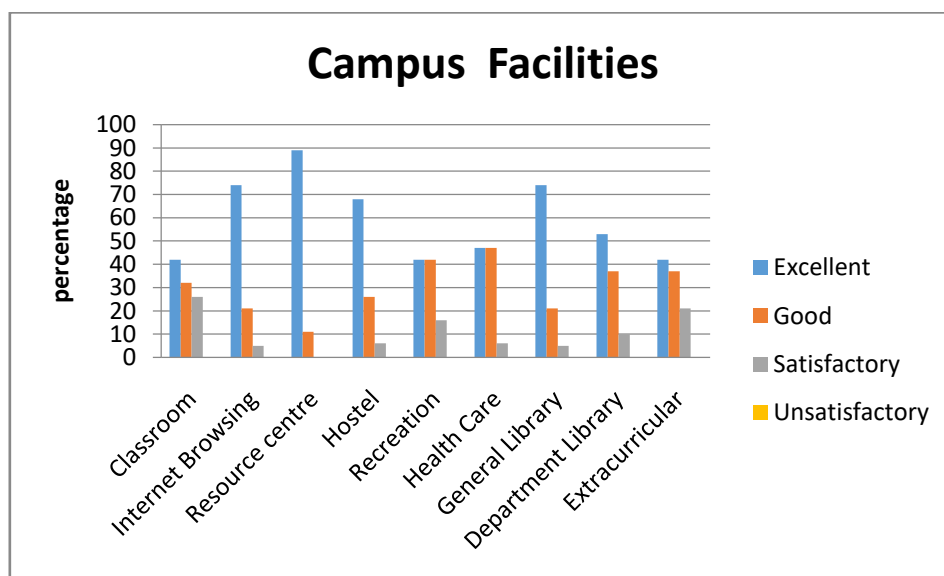
Total Number of Students : 19

	Academic Facilities							
	Syllabus Content	Coverage of Syllabus	Teaching Method	Laboratory Facilities	Teacher Guidance and Counselling	Conduct of CFA Tests / ESE	Staff-Student Relationship	CFA: ESE Weightage
Excellent	79	74	63	58	58	58	47	58
Good	5	21	32	42	42	42	53	21
Satisfactory	16	5	5	0	0	0	0	21
Unsatisfactory	0	0	0	0	0	0	0	0

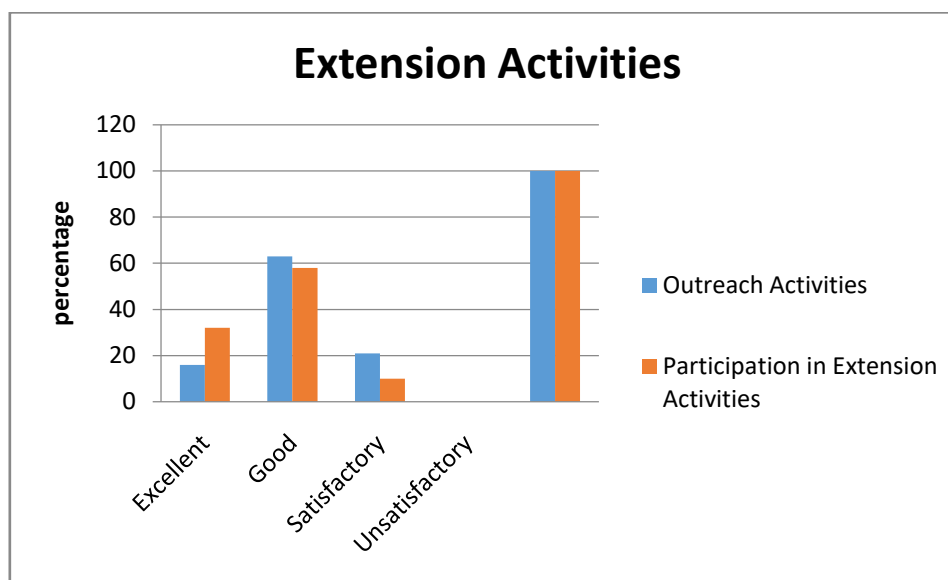


	Campus Facilities								
	Classroom	Internet Browsing	Resource centre	Hostel	Recreation	Health Care	General Library	Department Library	Extracurricular
Excellent	42	74	89	68	42	47	74	53	42

Good	32	21	11	26	42	47	21	37	37
Satisfactory	26	5	0	6	16	6	5	10	21
Unsatisfactory	0	0	0	0	0	0	0	0	0

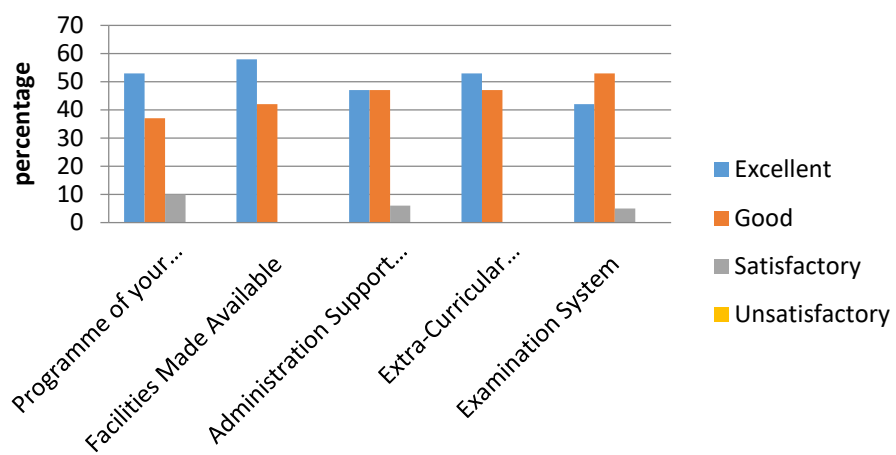


Extension Activities		
	Outreach Activities	Participation in Extension Activities
Excellent	16	32
Good	63	58
Satisfactory	21	10
Unsatisfactory	0	0



	Overall Activities				
	Programme of your Study	Facilities Made Available	Administration Support Given	Extra-Curricular Activities Provided	Examination System
Excellent	53	58	47	53	42
Good	37	42	47	47	53
Satisfactory	10	0	6	0	5
Unsatisfactory	0	0	0	0	0

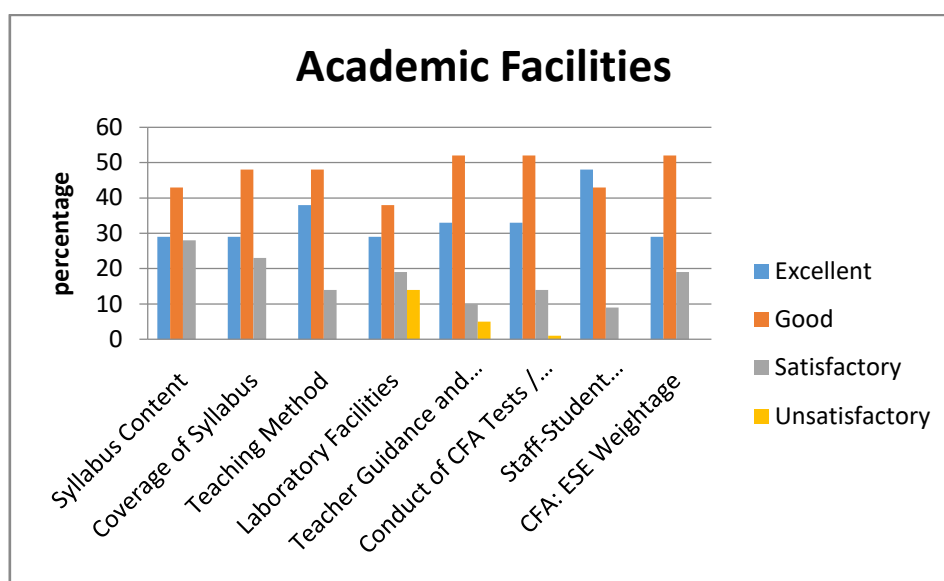
Overall Activities



1.4.1 Students Feedback Form (Statistics – year wise from (2016-2017))

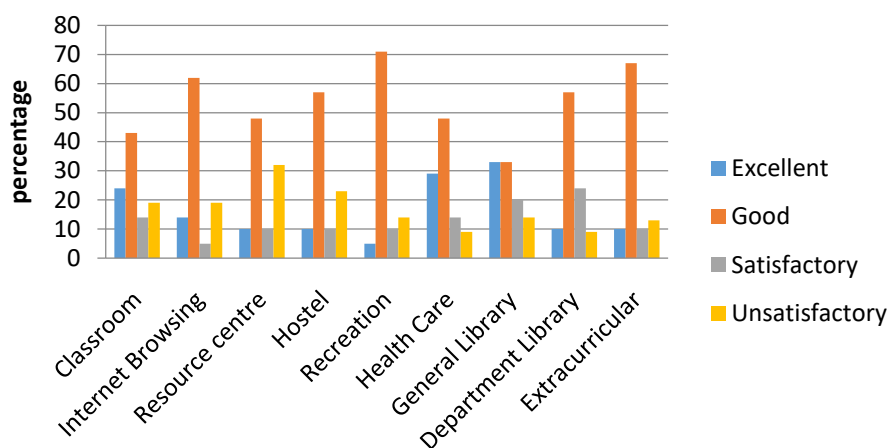
Total Number of Students : 21

	Academic Facilities							
	Syllabus Content	Coverage of Syllabus	Teaching Method	Laboratory Facilities	Teacher Guidance and Counselling	Conduct of CFA Tests / ESE	Staff-Student Relationship	CFA: ESE Weightage
Excellent	29	29	38	29	33	33	48	29
Good	43	48	48	38	52	52	43	52
Satisfactory	28	23	14	19	10	14	9	19
Unsatisfactory	0	0	0	14	5	1	0	0



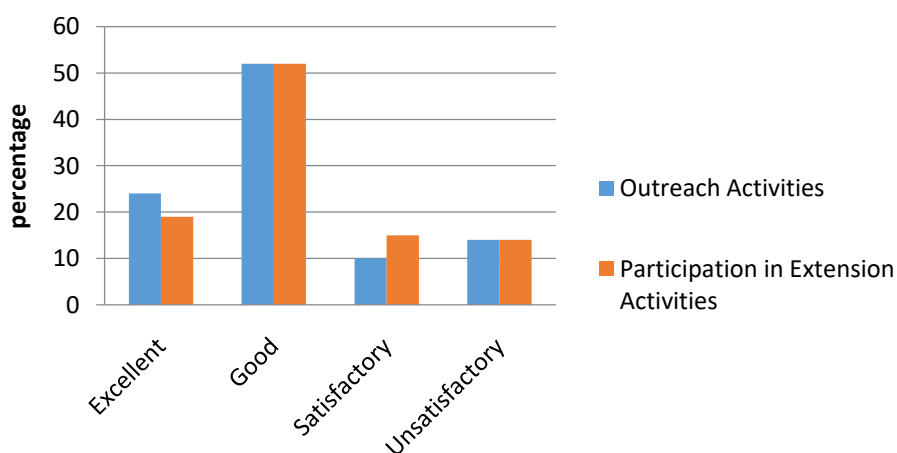
	Campus Facilities								
	Classroom	Internet Browsing	Resource centre	Hostel	Recreation	Health Care	General Library	Department Library	Extracurricular
Excellent	24	14	10	10	5	29	33	10	10
Good	43	62	48	57	71	48	33	57	67
Satisfactory	14	5	10	10	10	14	20	24	10
Unsatisfactory	19	19	32	23	14	9	14	9	13

Campus Facilities



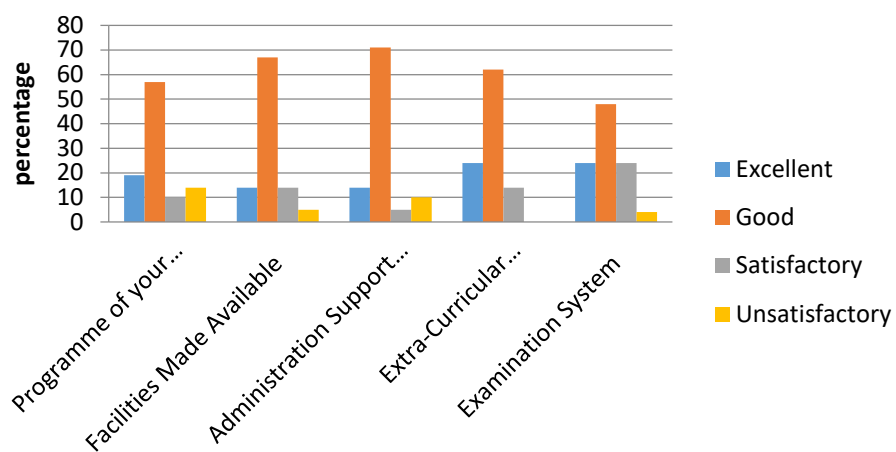
Extension Activities		
	Outreach Activities	Participation in Extension Activities
Excellent	24	19
Good	52	52
Satisfactory	10	15
Unsatisfactory	14	14

Extension Activities



	Overall Activities				
	Programme of your Study	Facilities Made Available	Administration Support Given	Extra-Curricular Activities Provided	Examination System
Excellent	19	14	14	24	24
Good	57	67	71	62	48
Satisfactory	10	14	5	14	24
Unsatisfactory	14	5	10	0	4

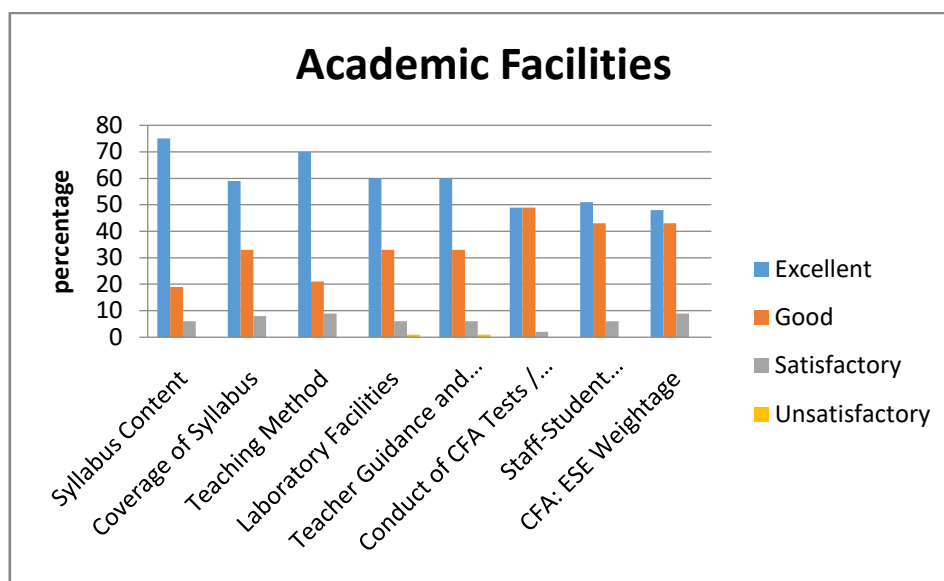
Overall Activities



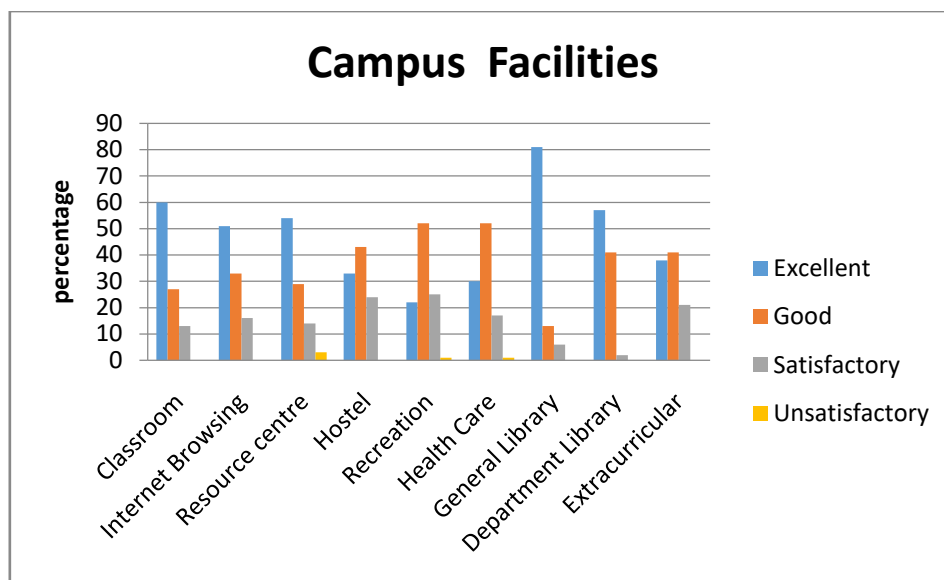
1.4.1 Students Feedback Form (Tamil – year wise from (2016-2017))

Total Number of Students : 63

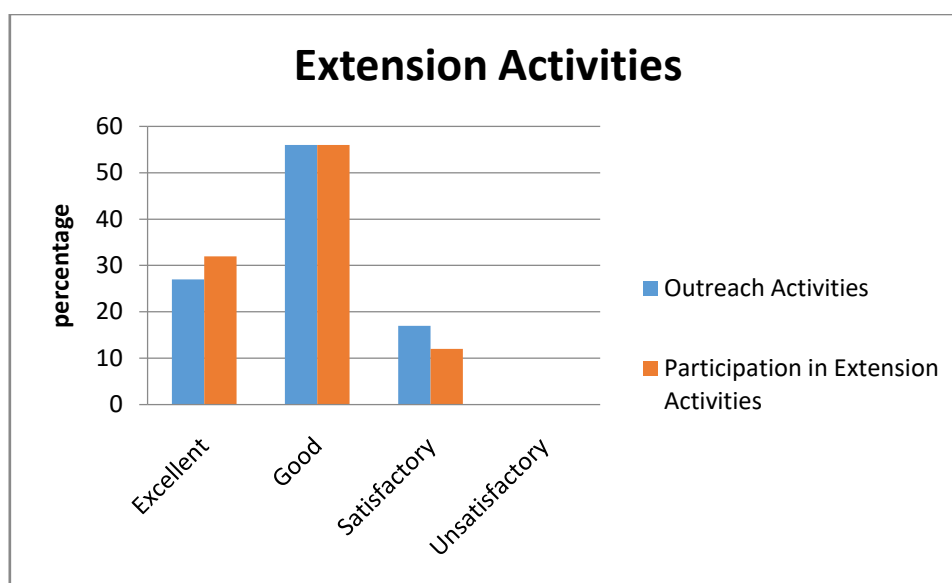
	Academic Facilities							
	Syllabus Content	Coverage of Syllabus	Teaching Method	Laboratory Facilities	Teacher Guidance and Counselling	Conduct of CFA Tests / ESE	Staff-Student Relationship	CFA: ESE Weightage
Excellent	75	59	70	60	60	49	51	48
Good	19	33	21	33	33	49	43	43
Satisfactory	6	8	9	6	6	2	6	9
Unsatisfactory	0	0	0	1	1	0	0	0



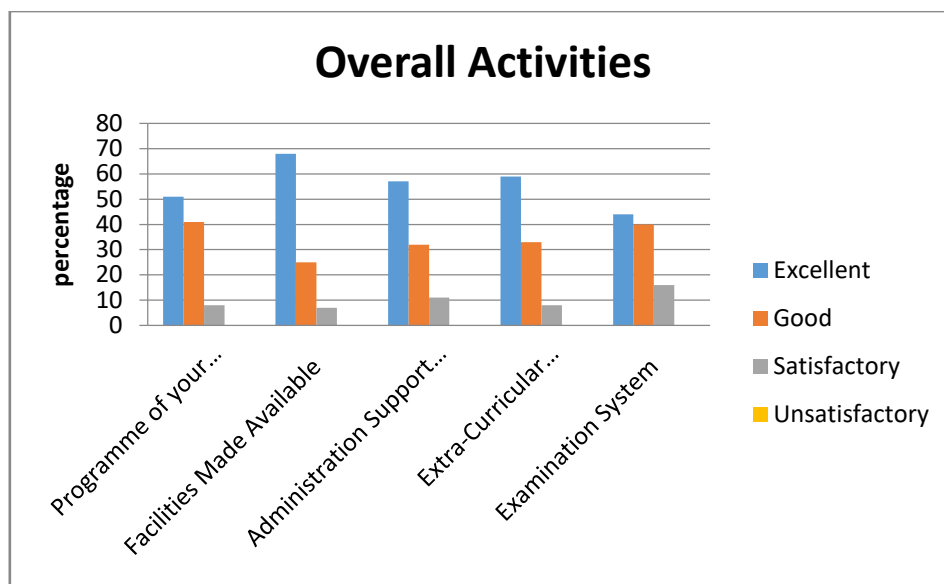
	Campus Facilities								
	Classroom	Internet Browsing	Resource centre	Hostel	Recreation	Health Care	General Library	Department Library	Extracurricular
Excellent	60	51	54	33	22	30	81	57	38
Good	27	33	29	43	52	52	13	41	41
Satisfactory	13	16	14	24	25	17	6	2	21
Unsatisfactory	0	0	3	0	1	1	0	0	0



Extension Activities		
	Outreach Activities	Participation in Extension Activities
Excellent	27	32
Good	56	56
Satisfactory	17	12
Unsatisfactory	0	0



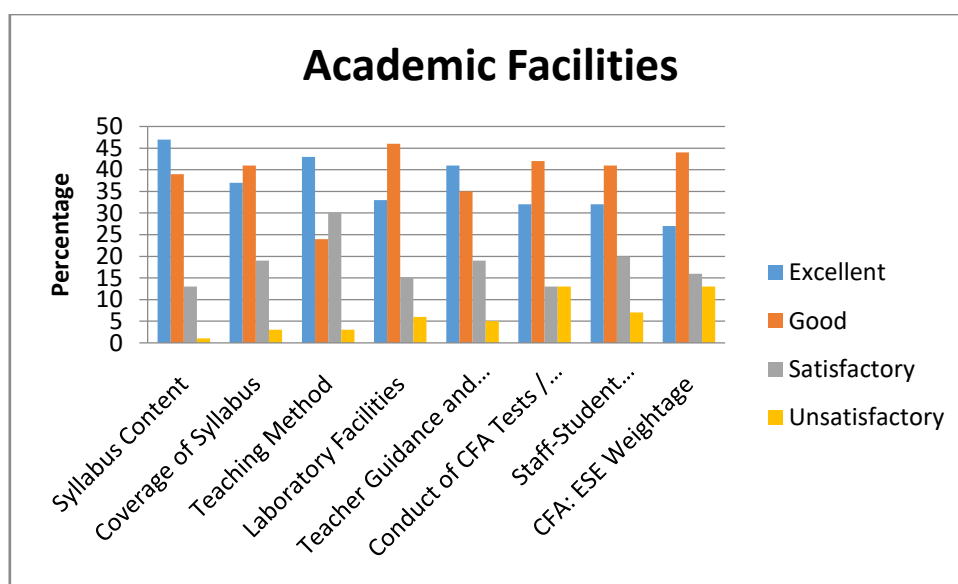
	Overall Activities				
	Programme of your Study	Facilities Made Available	Administration Support Given	Extra-Curricular Activities Provided	Examination System
Excellent	51	68	57	59	44
Good	41	25	32	33	40
Satisfactory	8	7	11	8	16
Unsatisfactory	0	0	0	0	0



1.4.1 Students Feedback Form (Textile and Apparel Design – year wise from (2016-2017))

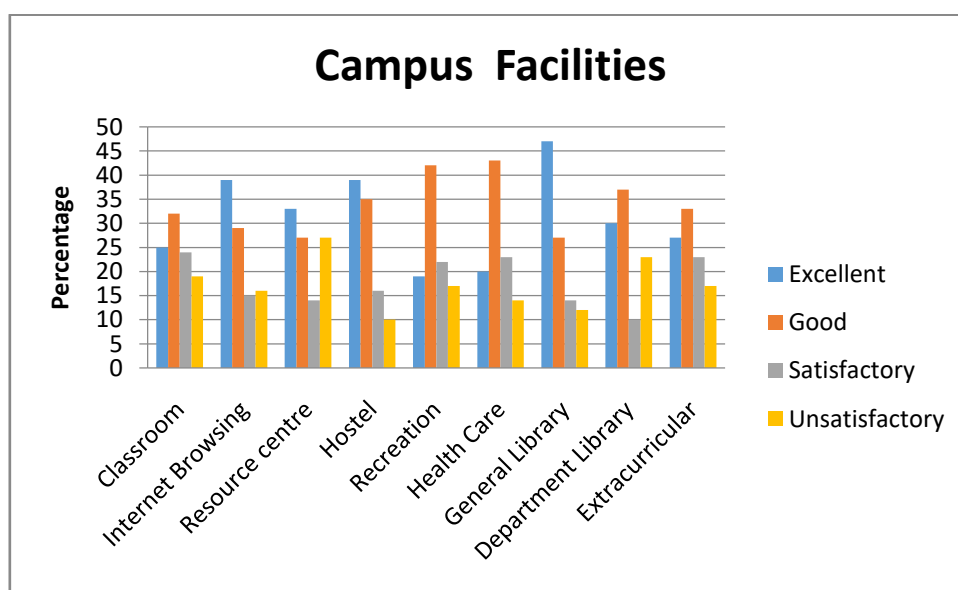
Total Number of Students : 79

	Academic Facilities							
	Syllabus Content	Coverage of Syllabus	Teaching Method	Laboratory Facilities	Teacher Guidance and Counselling	Conduct of CFA Tests / ESE	Staff-Student Relationship	CFA: ESE Weightage
Excellent	47	37	43	33	41	32	32	27
Good	39	41	24	46	35	42	41	44
Satisfactory	13	19	30	15	19	13	20	16
Unsatisfactory	1	3	3	6	5	13	7	13

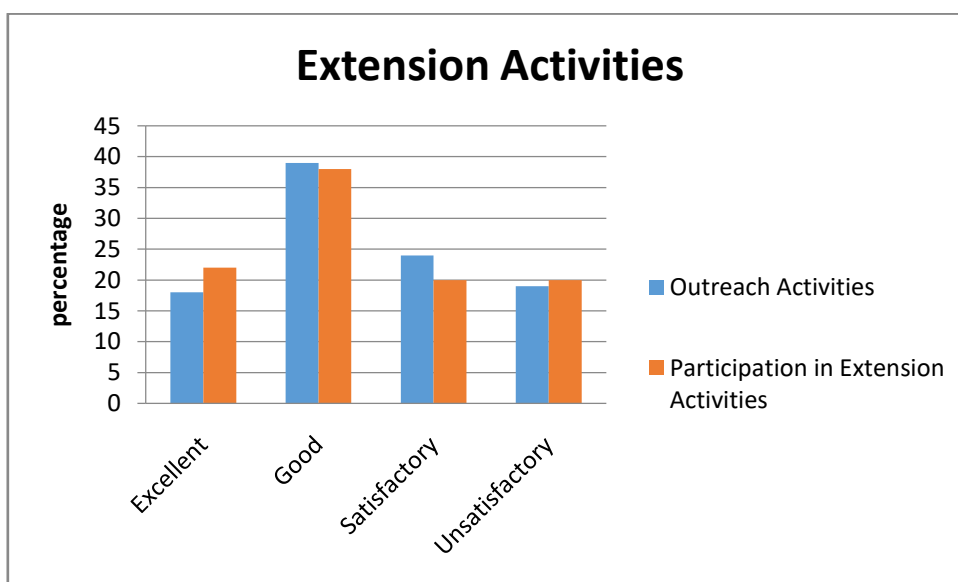


	Campus Facilities								
	Classroom	Internet Browsing	Resource centre	Hostel	Recreation	Health Care	General Library	Department Library	Extracurricular
Excellent	25	39	33	39	19	20	47	30	27

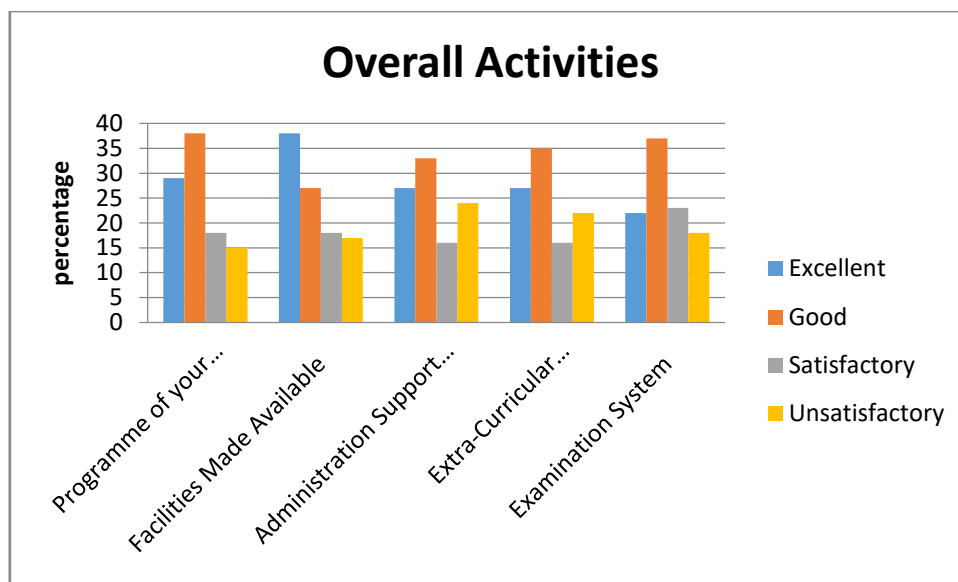
Good	32	30	27	35	42	43	27	37	33
Satisfactory	24	15	13	16	22	23	14	10	23
Unsatisfactory	19	16	27	10	17	14	12	23	17



Extension Activities		
	Outreach Activities	Participation in Extension Activities
Excellent	18	22
Good	39	38
Satisfactory	24	20
Unsatisfactory	19	20



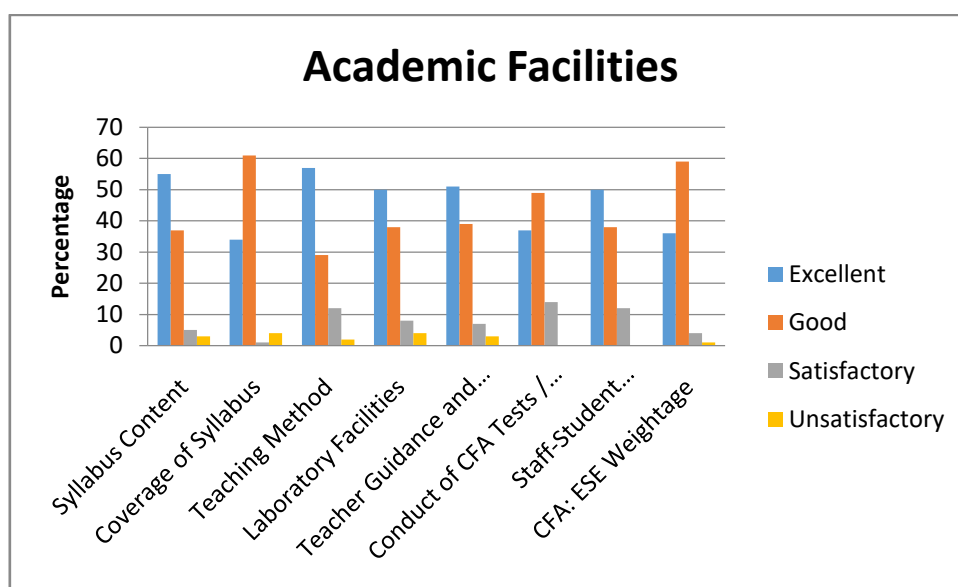
	Overall Activities				
	Programme of your Study	Facilities Made Available	Administration Support Given	Extra-Curricular Activities Provided	Examination System
Excellent	29	38	27	27	22
Good	38	27	33	35	37
Satisfactory	18	18	16	16	23
Unsatisfactory	15	17	24	22	18



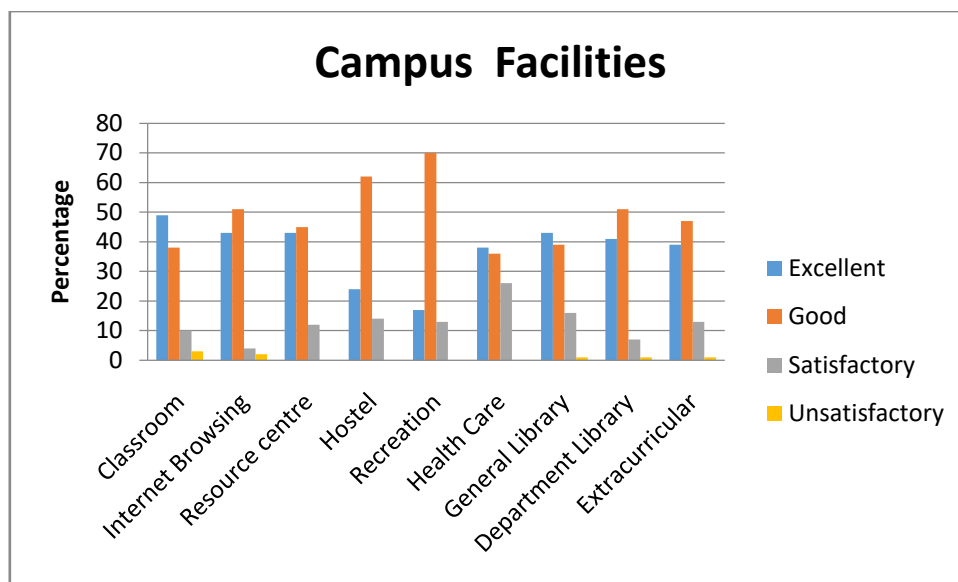
1.4.1 Students Feedback Form (Zoology – year wise from (2016-2017))

Total Number of Students : 76

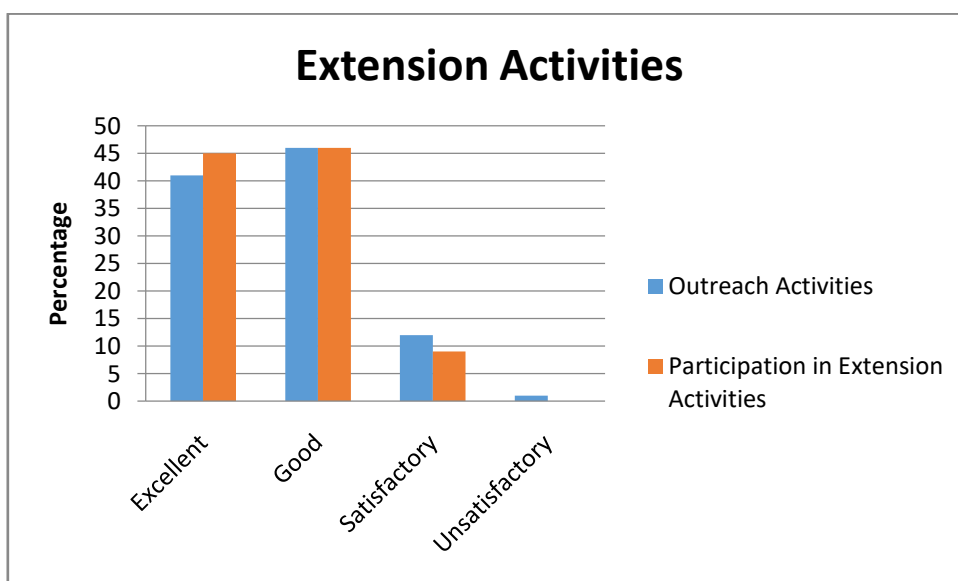
	Academic Facilities							
	Syllabus Content	Coverage of Syllabus	Teaching Method	Laboratory Facilities	Teacher Guidance and Counselling	Conduct of CFA Tests / ESE	Staff-Student Relationship	CFA: ESE Weightage
Excellent	55	34	57	50	51	37	50	36
Good	37	61	29	38	39	49	38	59
Satisfactory	5	1	12	8	7	14	12	4
Unsatisfactory	3	4	2	4	3	0	0	1



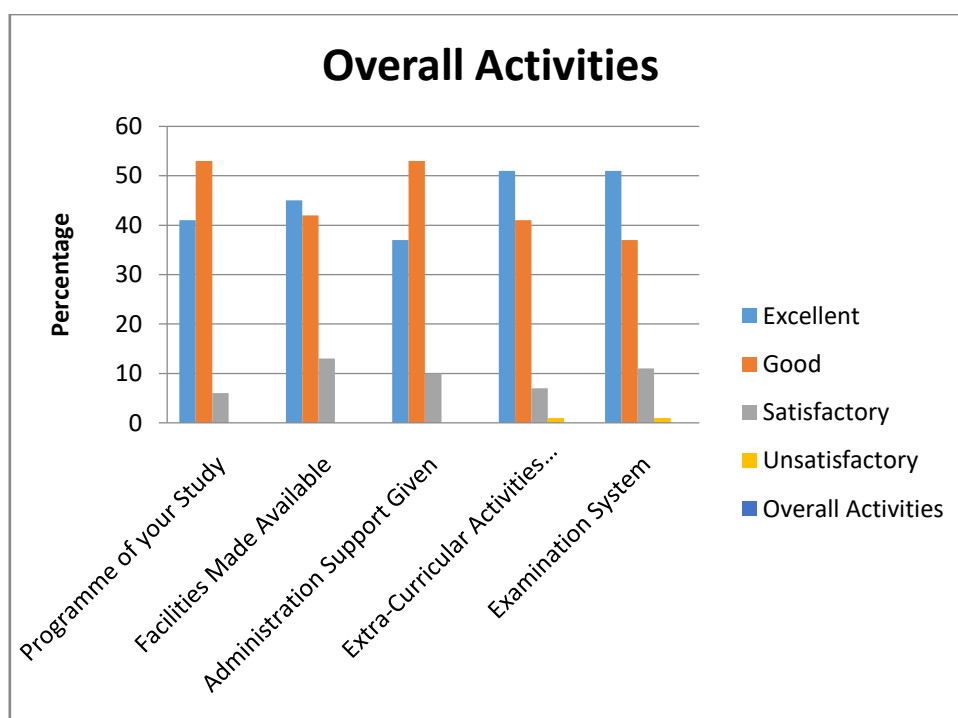
	Campus Facilities								
	Classroom	Internet Browsing	Resource centre	Hostel	Recreation	Health Care	General Library	Department Library	Extracurricular
Excellent	49	43	43	24	17	38	43	41	39
Good	38	51	45	62	70	36	39	51	47
Satisfactory	10	4	12	14	13	26	16	7	13
Unsatisfactory	3	2	0	0	0	0	1	1	1



Extension Activities		
	Outreach Activities	Participation in Extension Activities
Excellent	41	45
Good	46	46
Satisfactory	12	9
Unsatisfactory	1	0



	Overall Activities				
	Programme of your Study	Facilities Made Available	Administration Support Given	Extra-Curricular Activities Provided	Examination System
Excellent	41	45	37	51	51
Good	53	42	53	41	37
Satisfactory	6	13	10	7	11
Unsatisfactory	0	0	0	1	1



2. FEEDBACK FROM TEACHERS

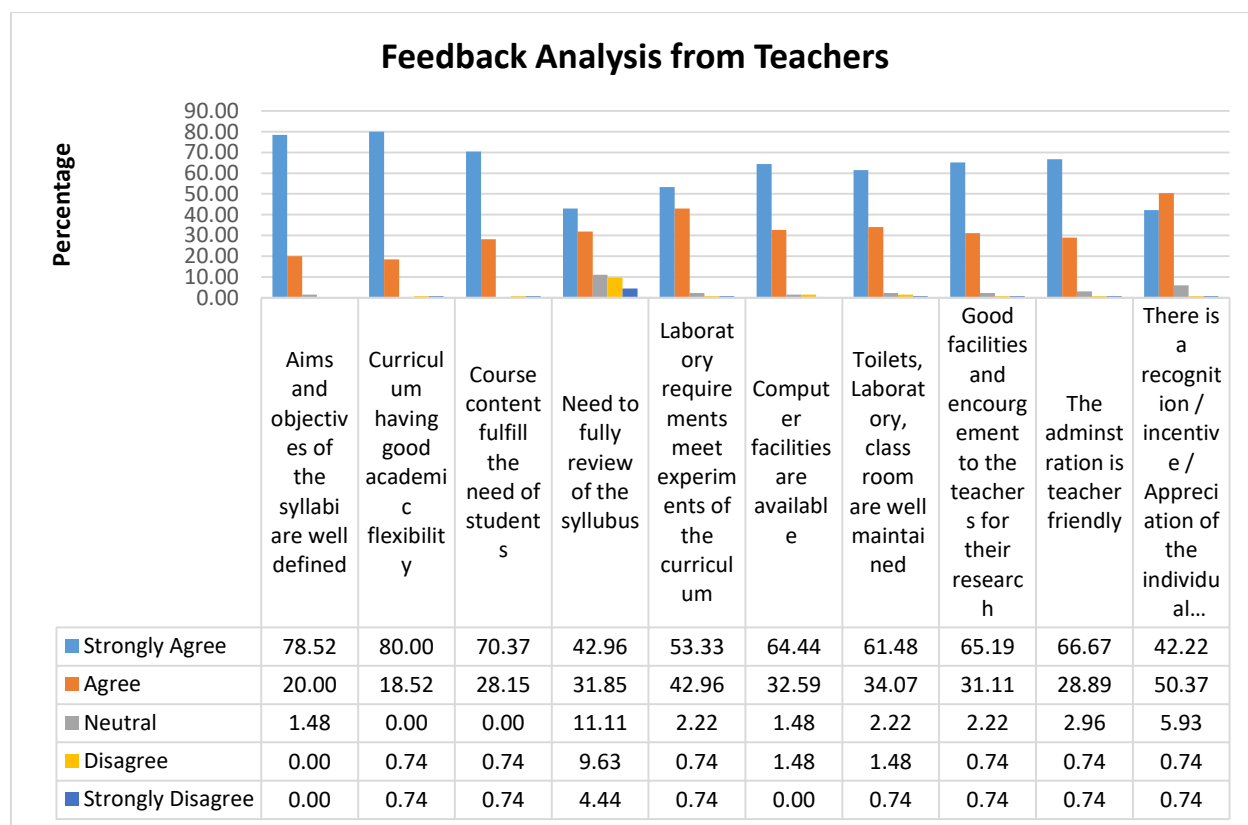
Regular feedback from teachers on the Course content and Curriculum as a whole is taken. IQAC analyses feedback and action taken report is sent to the head of the department, for taking note of the feedback during Curriculum and examination related updates.

A) Number of feedback received = 135

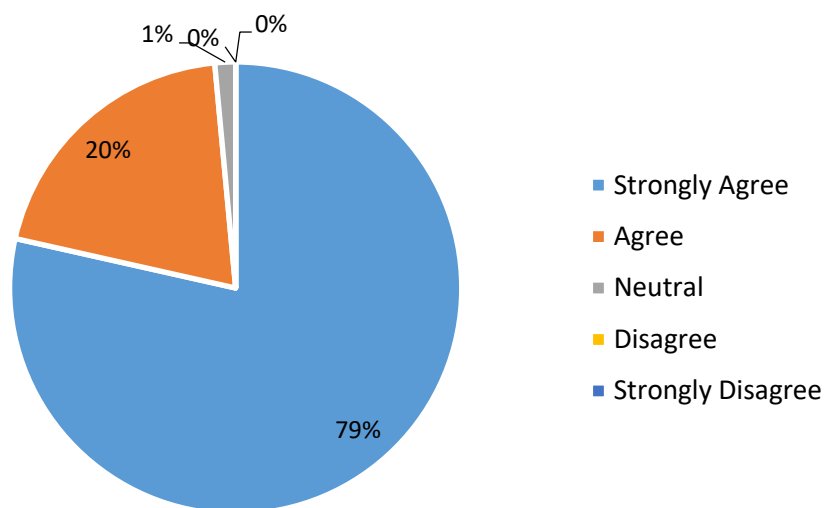
Analysis of feedback received from Teachers (year wise from 2016-2017)

Year		2016-2017				
Rating on / Rating		Strongly Agree	Agree	Neutral	Disagree	Strongly Disagree
Aims and objectives of the syllabi are well defined (Q. No. 1)	COUNT	106	27	2	0	0
	%	78.52	20.00	1.48	0.00	0.00
Curriculum having good academic flexibility (Q. No. 2)	COUNT	108	25	0	1	1
	%	80.00	18.52	0.00	0.74	0.74
Course content fulfill the need of students (Q. No. 3)	COUNT	95	38	0	1	1
	%	70.37	28.15	0.00	0.74	0.74
Need to fully review of the syllabus (Q. No. 4)	COUNT	58	43	15	13	6
	%	42.96	31.85	11.11	9.63	4.44
Laboratory requirements meet experiments of the curriculum (Q. No. 5)	COUNT	72	58	3	1	1
	%	53.33	42.96	2.22	0.74	0.74
Computer facilities are available (Q. No. 6)	COUNT	87	44	2	2	0
	%	64.44	32.59	1.48	1.48	0.00
Toilets, Laboratory, class room are well maintained (Q. No. 7)	COUNT	83	46	3	2	1
	%	61.48	34.07	2.22	1.48	0.74

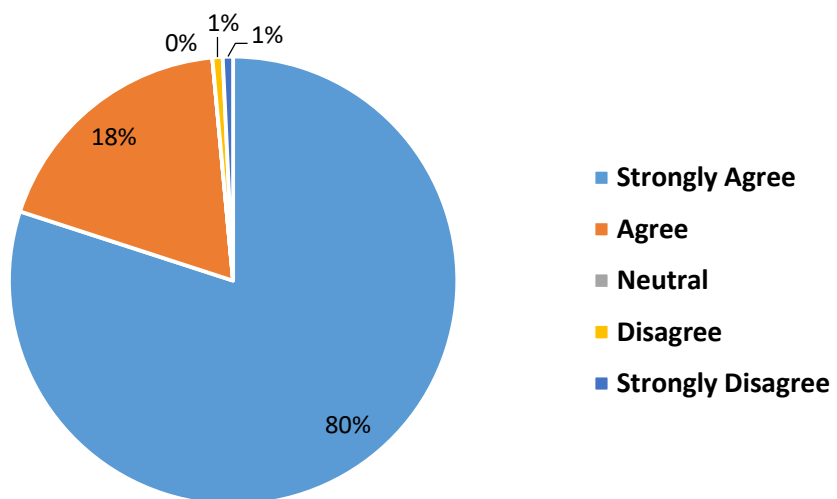
Good facilities and encouragement to the teachers for their research (Q. No. 8)	COUNT	88	42	3	1	1
	%	65.19	31.11	2.22	0.74	0.74
The administration is teacher friendly (Q. No. 9)	COUNT	90	39	4	1	1
	%	66.67	28.89	2.96	0.74	0.74
There is a recognition / incentive / Appreciation of the individual work is given (Q. No. 10)	COUNT	57	68	8	1	1
	%	42.22	50.37	5.93	0.74	0.74



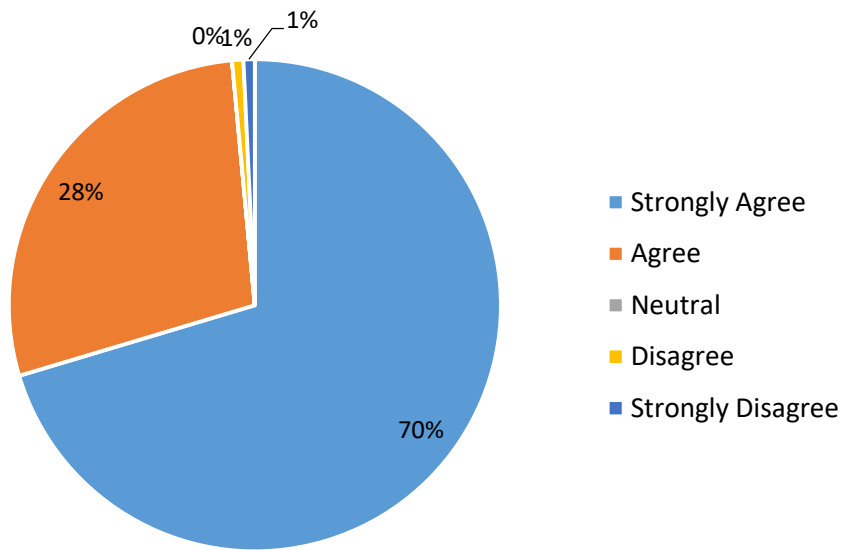
Aims and objectives of the syllabi are well defined



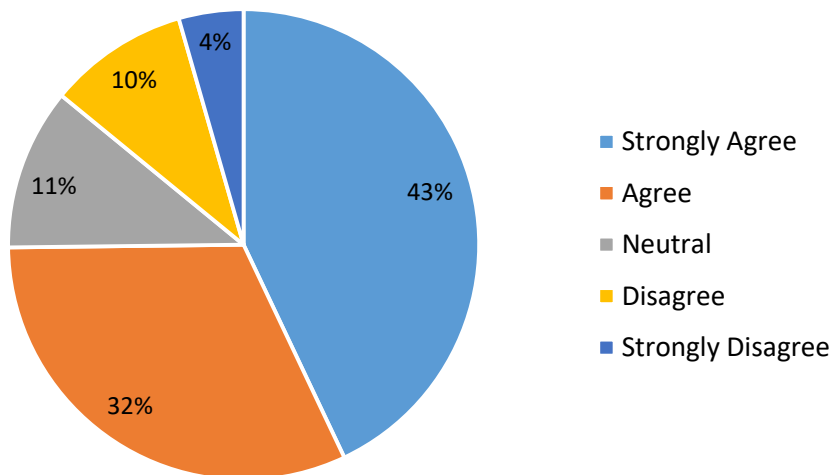
Curriculum having good academic flexibility



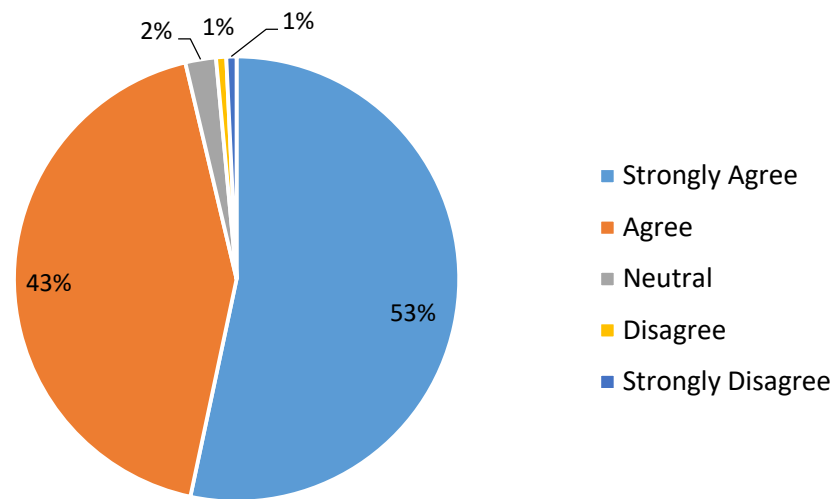
Course content fulfill the need of students



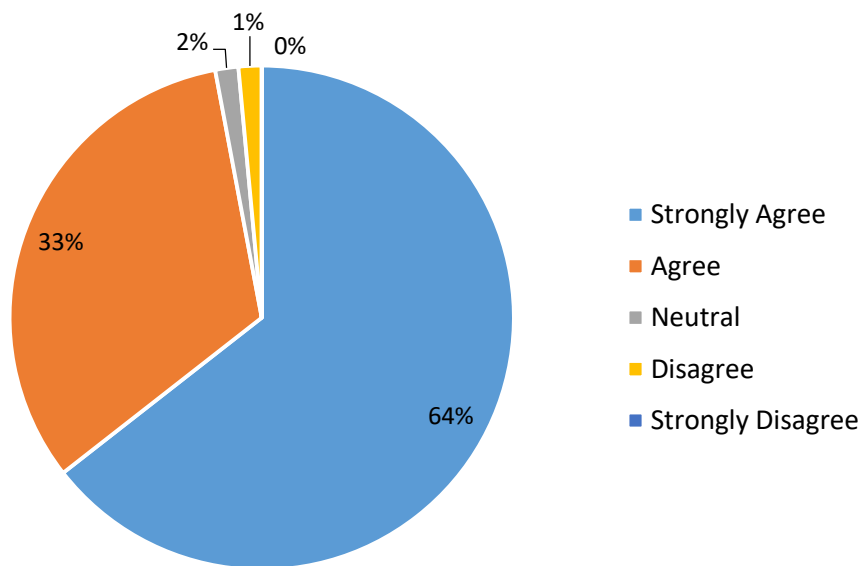
Need to fully review of the syllabus



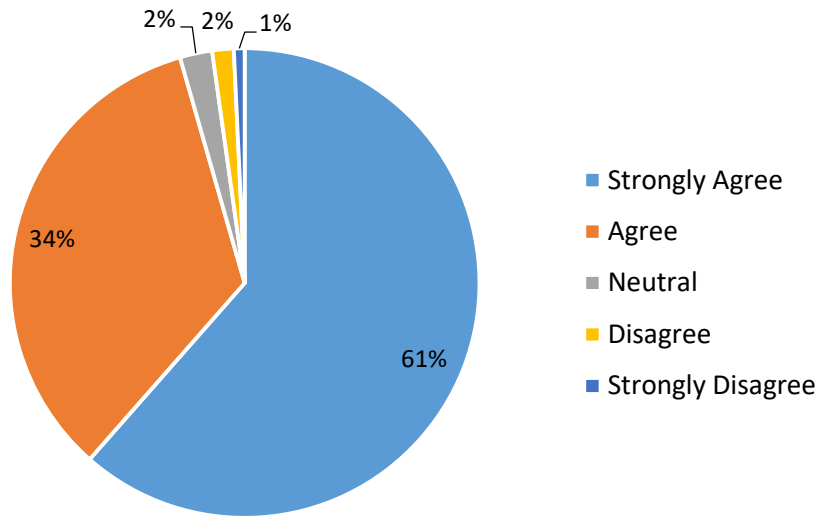
Laboratory requirements meet experiments of the curriculum



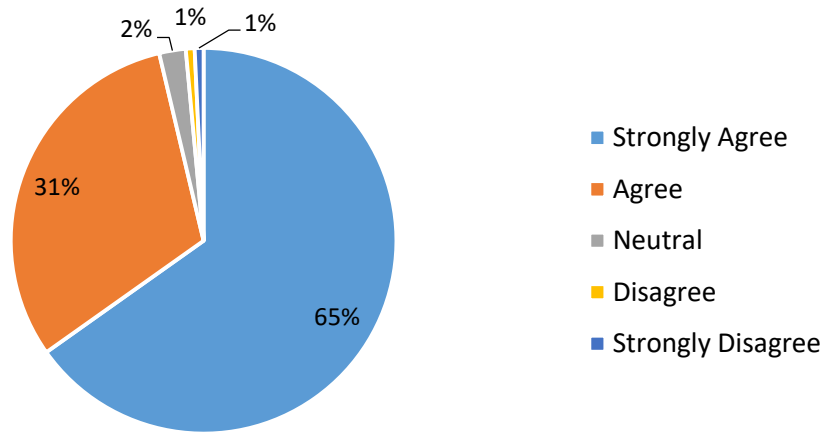
Computer facilities are available



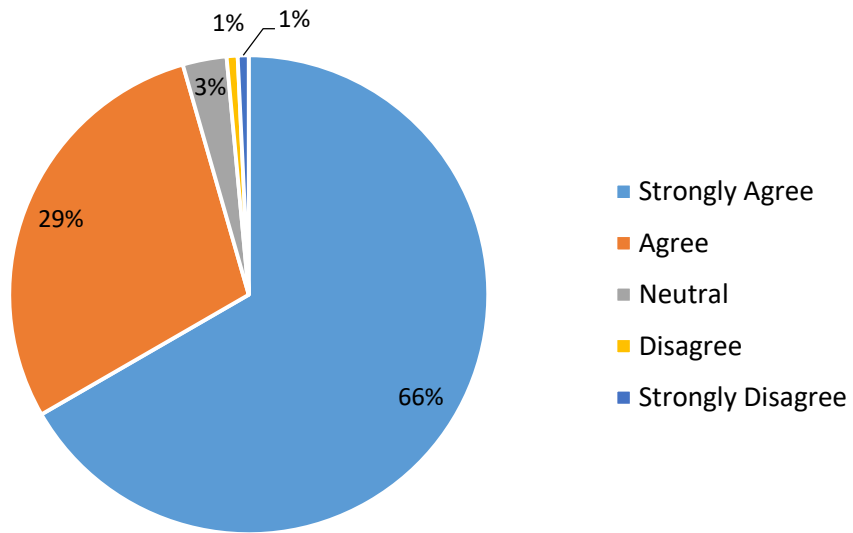
Toilets, Laboratory, class room are well maintained



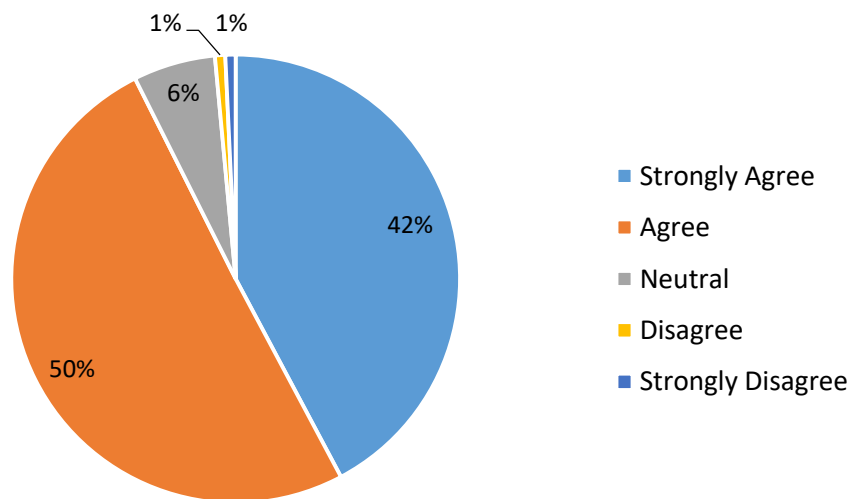
Good facilities and encouragement to the teachers for their research



The adminstration is teacher friendly



There is a recognition / incentive / Appreciation of the individual work is given



3. FEEDBACK FROM EMPLOYERS

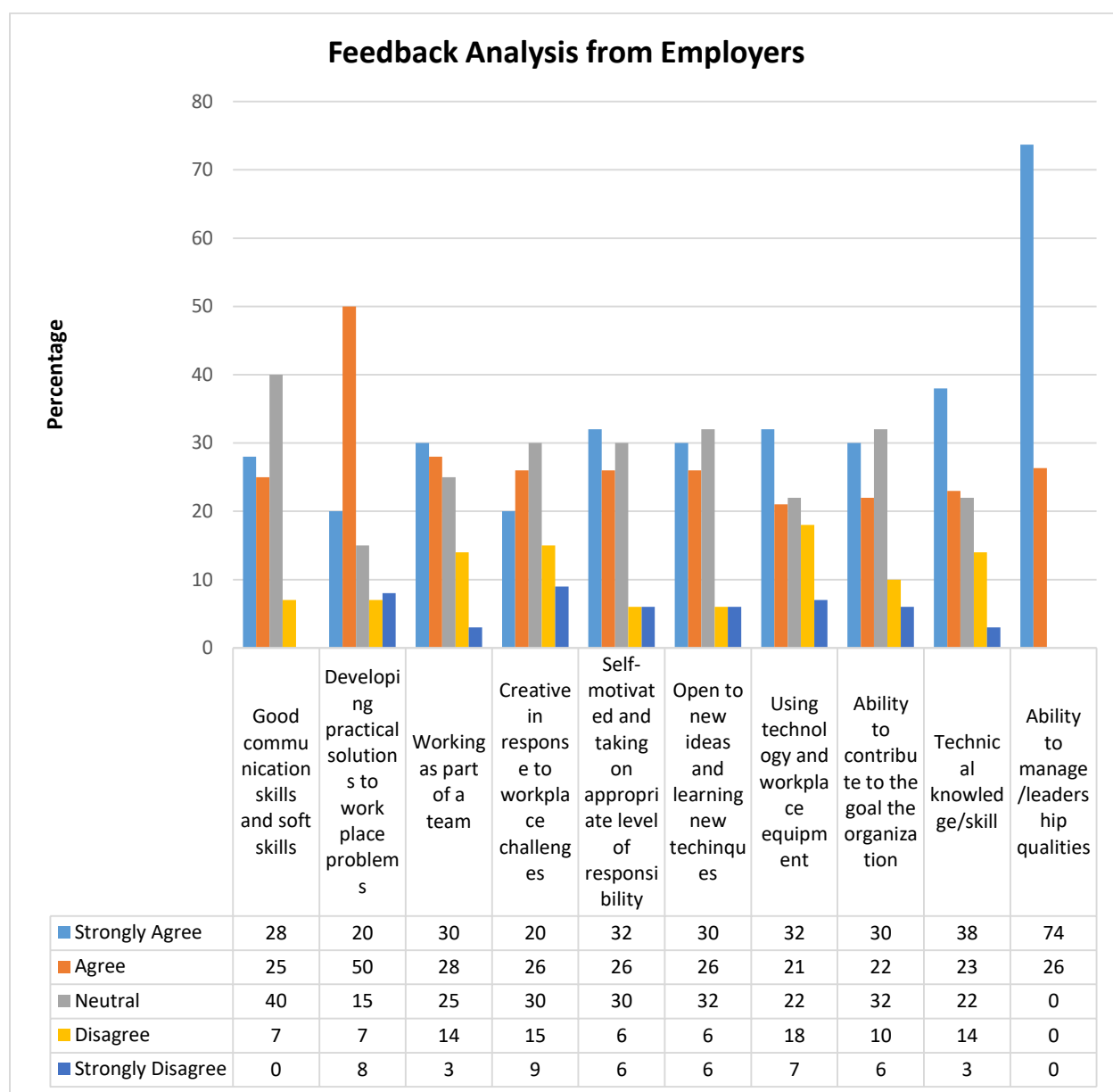
Employers are one of the important stakeholders in the student development. The institution takes the inputs from employers' feedback, while designing of new Curriculum and also during updating of Curriculum in Board of Studies. The inputs from employers are taken very seriously. Employers' feedback is analysed by IQAC cell and action taken report is circulated to respective heads of departments.

A) Number of feedback received = 19

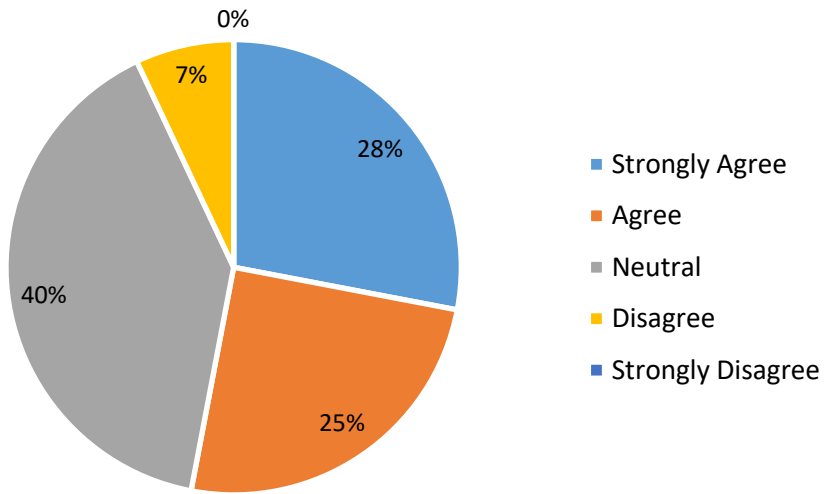
Analysis of feedback received from Employers (year wise from 2016-2017)

Year		2016-2017				
Rating on/ Rating		Strongly Agree	Agree	Neutral	Disagree	Strongly Disagree
Good communication skills and soft skills (Q. No.1)	COUNT	5	5	8	1	0
	%	28	25	40	7	0
Developing practical solutions to workplace problems (Q. No. 2)	COUNT	4	10	3	1	2
	%	20	50	15	7	8
Working as part of a team (Q. No. 3)	COUNT	6	5	5	3	1
	%	30	28	25	14	3
Creative in response to workplace challenges (Q. No. 4)	COUNT	4	5	6	3	2
	%	20	26	30	15	9
Self-motivated and taking on appropriate level of responsibility (Q. No. 5)	COUNT	6	5	6	1	1
	%	32	26	30	6	6
Open to new ideas and learning new techniques (Q. No. 6)	COUNT	6	5	6	1	1
	%	30	26	32	6	6
Using technology and workplace equipment (Q. No. 7)	COUNT	6	4	4	3	1
	%	32	21	22	18	7

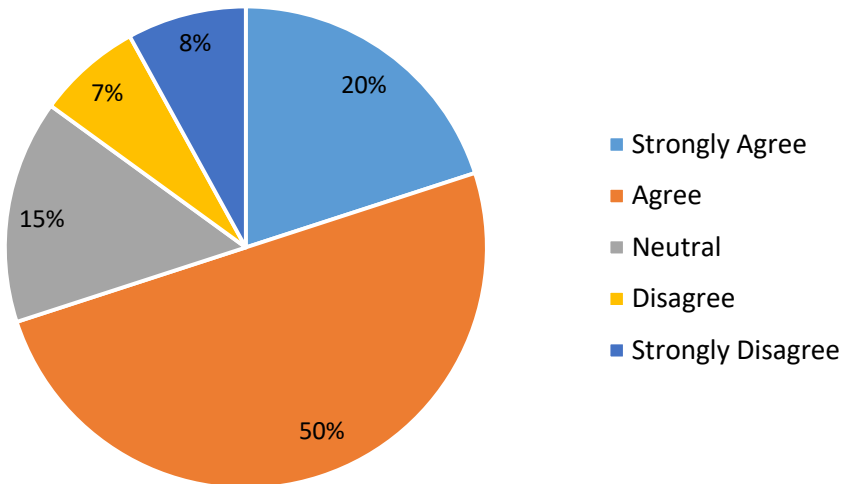
Ability to contribute to the goal the organization (Q. No. 8)	COUNT	6	4	6	2	1
	%	30	22	32	10	6
Technical knowledge/skill (Q. No. 9)	COUNT	7	4	4	3	1
	%	38	23	22	14	3
Ability to manage/leadership qualities (Q. No. 10)	COUNT	14	5	0	0	0
	%	74	26	0	0	0



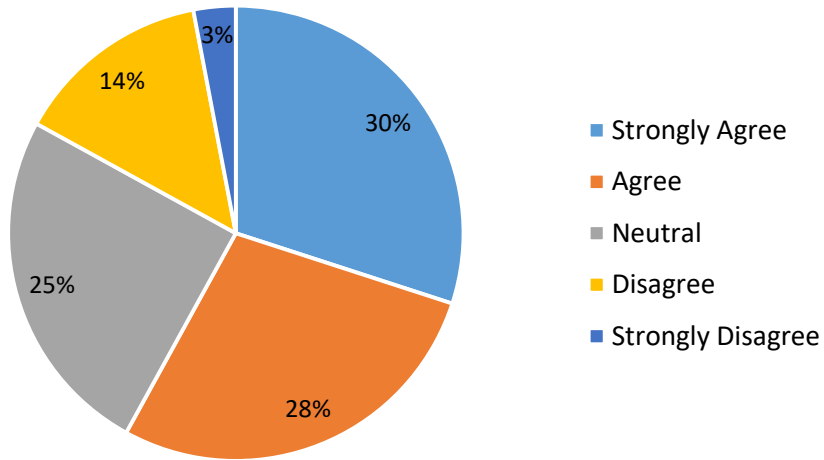
Good communication skills and soft skills



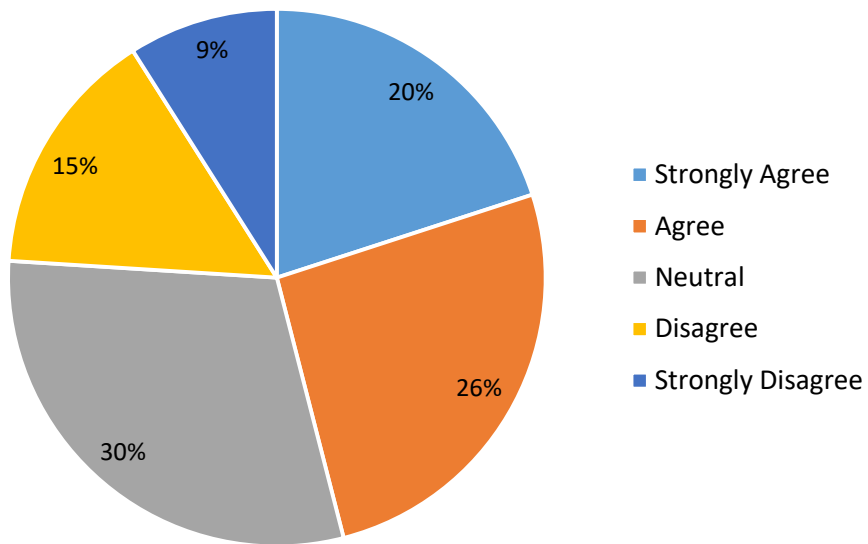
Developing practical solutions to work place problems



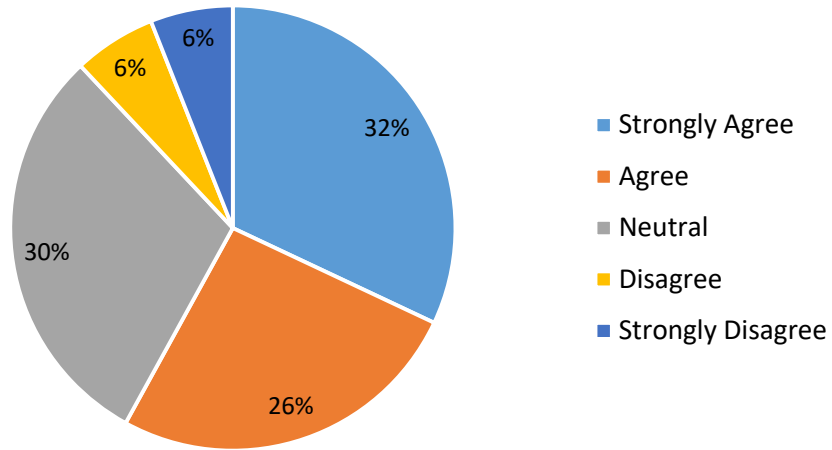
Working as part of a team



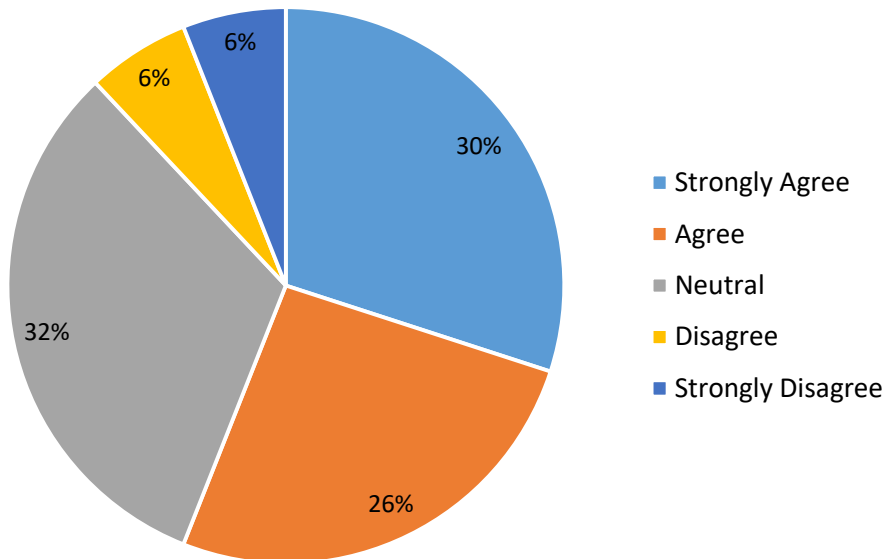
Creative in response to workplace challenges



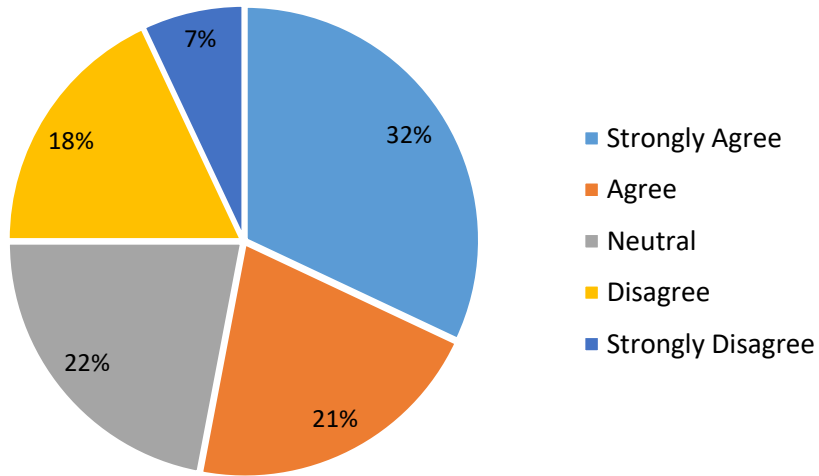
Self-motivated and taking on appropriate level of responsibility



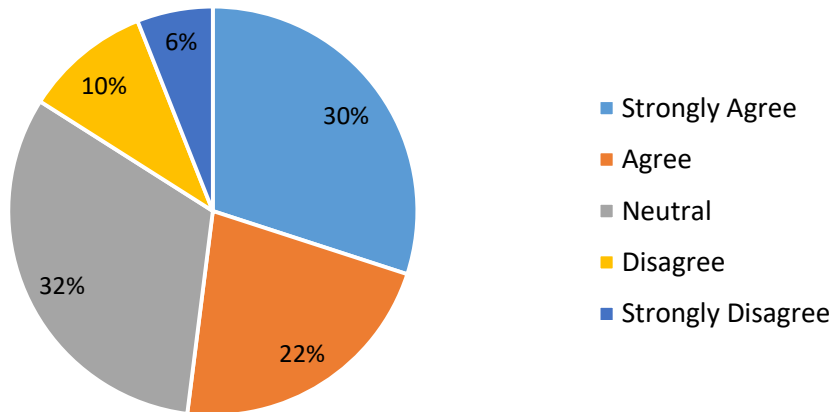
Open to new ideas and learning new techniques



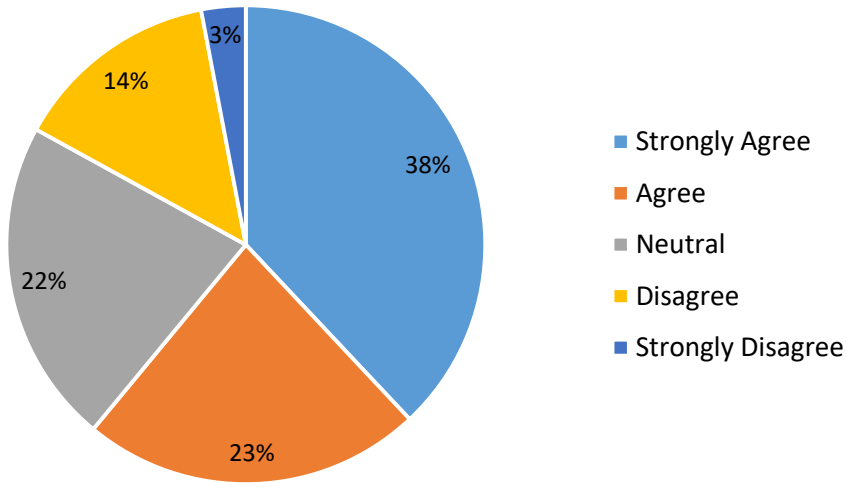
Using technology and workplace equipment



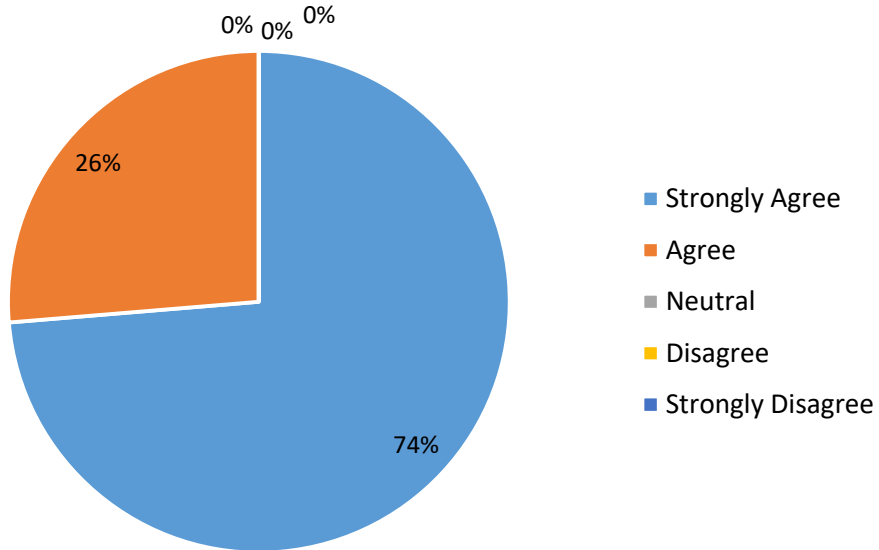
Ability to contribute to the goal the organization



Technical knowledge/skill



Ability to manage/leadership qualities



4. FEEDBACK FROM ALUMNI

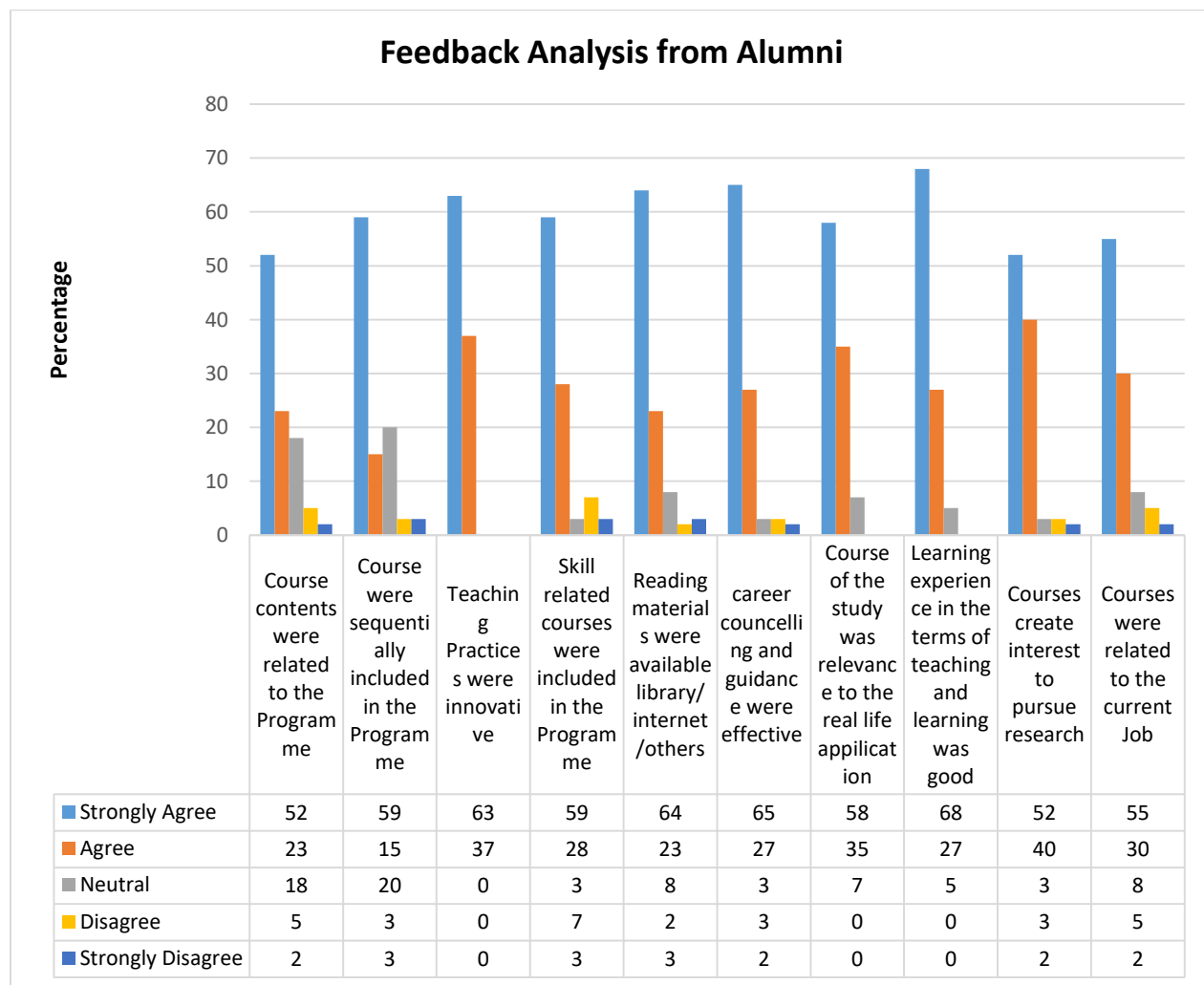
Alumni form an essential part, in designing and Reviewing of Curriculum. The feedbacks from alumni are taken during Board of Studies meeting and during alumni meets held annually. Their views on Curriculum, employability and visibility of institutions are taken by Head of Departments and Alumni Association and sent to IQAC.

A) Number of feedback received = 60

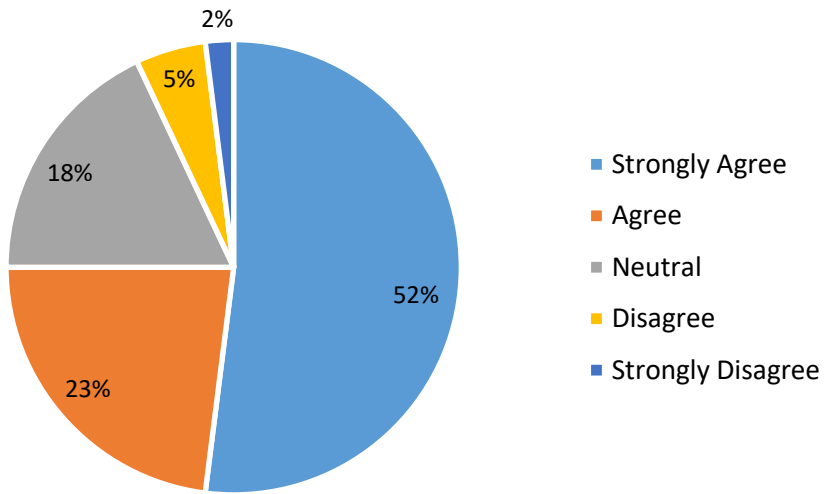
Analysis of feedback received from Alumni (year wise from 2016-2017)

Year		2016-2017				
Rating on/ Rating		Strongly Agree	Agree	Neutral	Disagree	Strongly Disagree
Course contents were related to the Programme(Q. No.1)	COUNT	31	14	11	3	1
	%	52	23	18	5	2
Course were sequentially included in the Programme(Q. No. 2)	COUNT	35	9	12	2	2
	%	59	15	20	3	3
Teaching Practices were innovative(Q. No. 3)	COUNT	38	22	0	0	0
	%	63	37	0	0	0
Skill related courses were included in the Programme(Q. No. 4)	COUNT	35	17	2	4	2
	%	59	28	3	7	3
Reading materials were available library/ internet/others(Q. No. 5)	COUNT	38	14	5	1	2
	%	64	23	8	2	3
career counseling and guidance were effective (Q. No. 6)	COUNT	39	16	2	2	1
	%	65	27	3	3	2
Course of the study was relevance to the real life application(Q. No. 7)	COUNT	35	21	4	0	0
	%	58	35	7	0	0
Learning experience in the terms of teaching and learning was good(Q. No.	COUNT	41	16	3	0	0

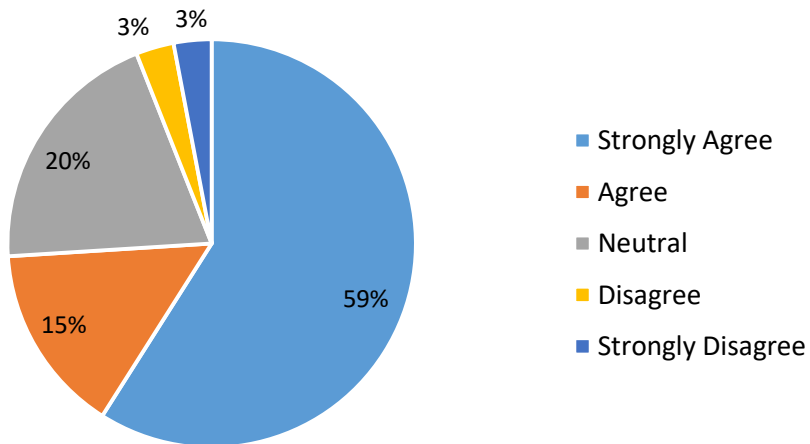
8)	%	68	27	5	0	0
Courses create interest to pursue research(Q. No. 9)	COUNT	31	24	2	2	1
	%	52	40	3	3	2
Courses were related to the current Job(Q. No. 10)	COUNT	33	18	5	3	1
	%	55	30	8	5	2



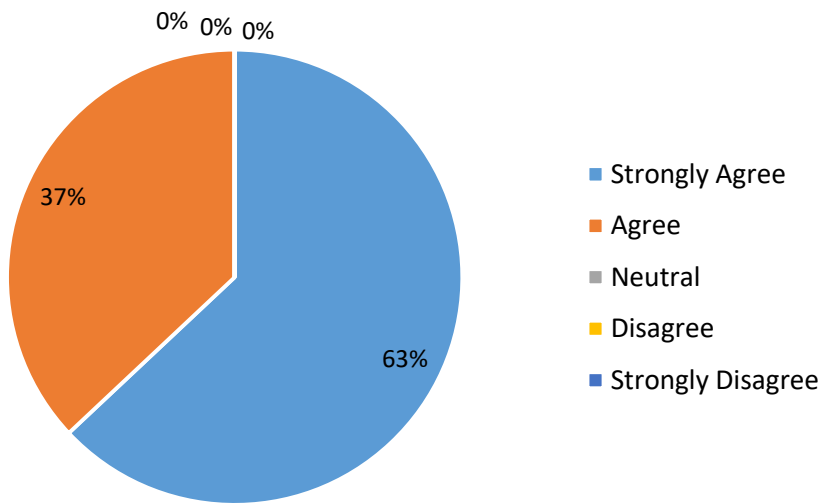
Course contents were related to the Programme



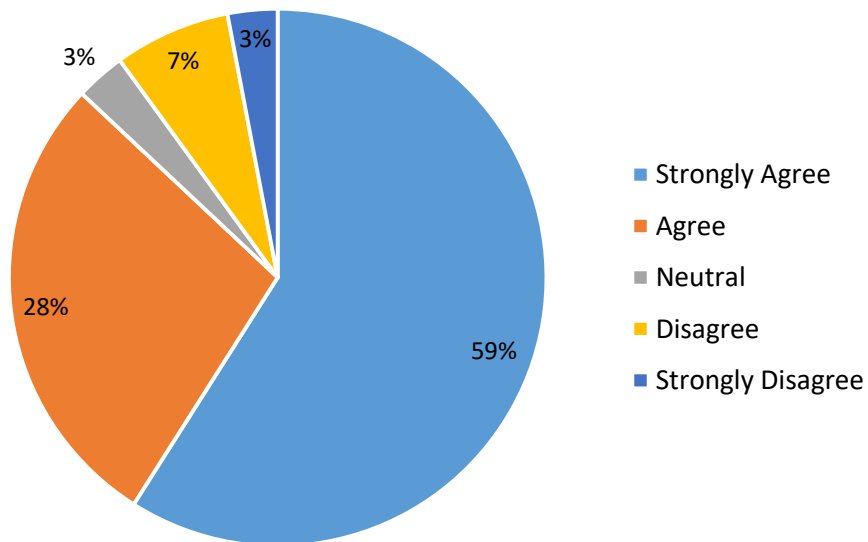
Course were sequentially included in the Programme



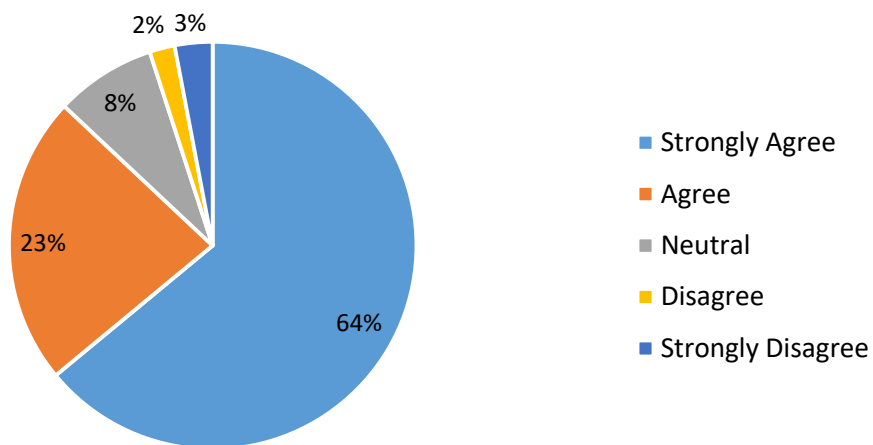
Teaching Practices were innovative



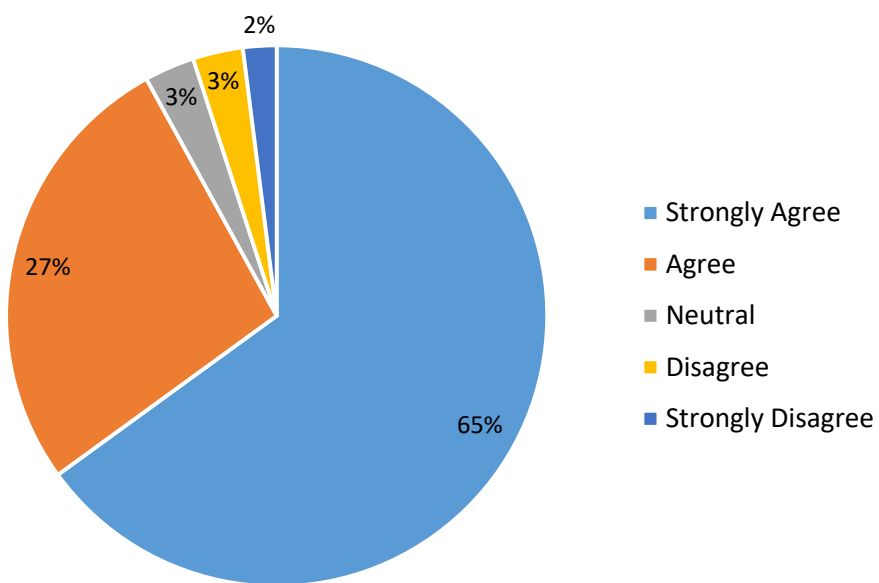
Skill related courses were included in the Programme



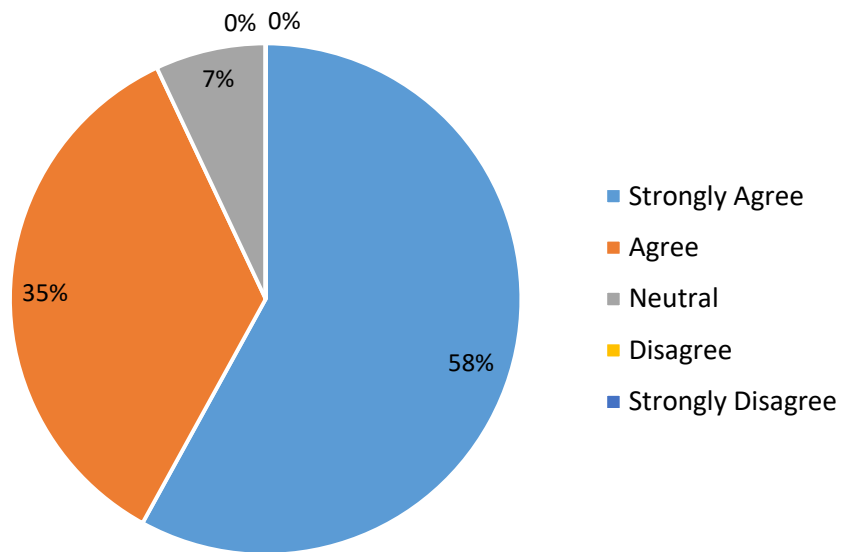
**Reading materials were available library/
internet/others**



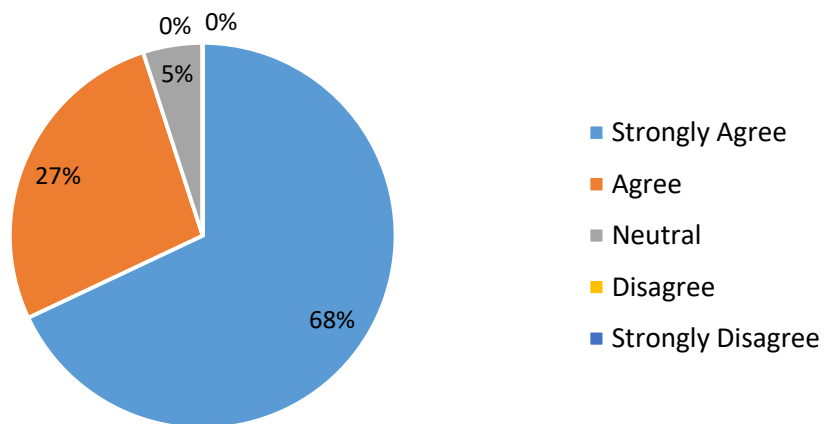
career counselling and guidance were effective



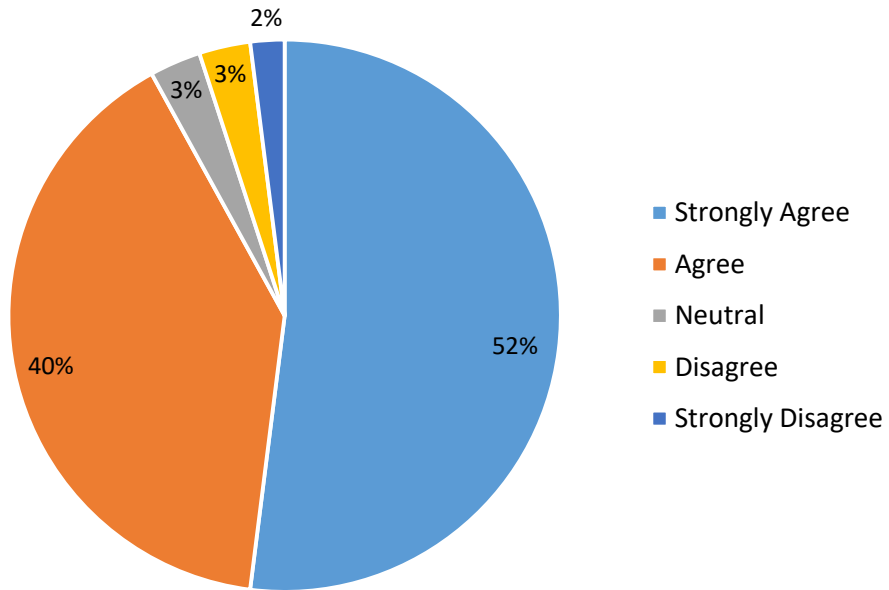
Course of the study was relevance to the real life application



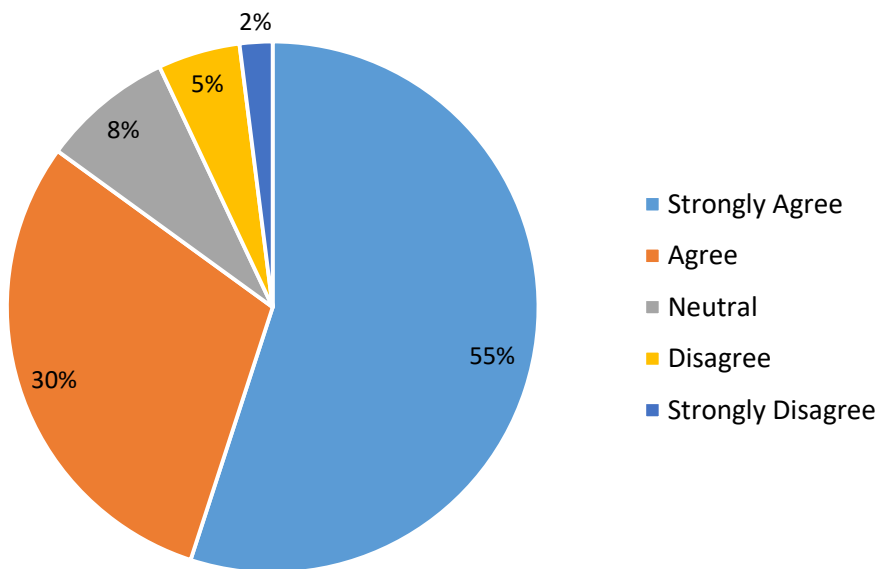
Learning experience in the terms of teaching and learning was good



Courses create interest to pursue research



Courses were related to the current Job



ACTION TAKEN REPORT ON FEEDBACK (2016-17)

STUDENTS

OBSERVATIONS	ACTION TAKEN
Students felt that basic skill enrichment should be part of the curriculum in addition to their main course of study.	IQAC have communicated the board of studies chairpersons to include Skill enrichment, Employability prospects, and self-employment courses.
Evaluation should be done based on correctness of answers alone.	All the members of Faculty were strictly asked to evaluate the answer scripts as per the scheme of evaluation.
Basic skills enrichment should be devised and implemented as part of curriculum beyond their main course of study.	All the chairman of board of studies were instructed to include more job-oriented courses for broadening the scope of skills enrichment, employability prospects and self-employment.

ALUMNI

OBSERVATIONS	ACTION TAKEN
Topics on human rights be incorporated in the curriculum/syllabi.	A course on human rights is being taught for all the PG students in the university departments.

EMPLOYERS

OBSERVATIONS	ACTION TAKEN
Employers were slightly dissatisfied with graduates use of cutting-edge technologies and equipment in the workplace.	IQAC has communicated to all Board of Studies Chairpersons to incorporate field visits and internships to promote the use of technology and equipment used in the workplace.

TEACHERS

OBSERVATIONS	ACTION TAKEN
Few teachers felt that the goals and objectives of the course were not well defined during the year.	The Chairperson of Board of Studies of all the departments was asked to implement Outcome Based Education curriculum and evaluation pattern.
Suggestions were received to begin courses based on the Sustainable Development Goals (SDGs).	IQAC have communicated to department heads to frame courses related to Sustainable Development Goals.
Laboratory and classrooms need to be improved.	Head of the departments were instructed to improve Laboratory and classroom facilities.




CBCS COORDINATOR

Dr. C. CHANDRASEKAR, M.C.A., Ph.D.
CBCS Coordinator
Professor / Computer Science
Periyar University
Salem - 636 011. TN.



DIRECTOR, IQAC

Prof. Dr. R. VENKATACHALAPATHY
Director
Internal Quality Assurance Cell (IQAC)
Periyar University,
Salem - 636 011, Tamil Nadu



REGISTRAR

REGISTRAR
PERIYAR UNIVERSITY
SALEM-636 011.