


Stakeholders' Feedback Analysis Report and Action Taken Report

(2015-2016)

**(Students, Teachers, Employers and
Alumni)**



PERIYAR UNIVERSITY
NAAC A GRADE – STATE UNIVERSITY
SALEM - 636011
TAMIL NADU

**PERIYAR UNIVERSITY, SALEM,
TAMILNADU**

CRITERIA-I

EVIDENCE(S) AS PER

SOP

METRIC NO. 1.4.1	Structured feedback received from 1) Students, 2) Teachers, 3) Employers, 4) Alumni for design and review of Syllabus Semester wise /year wise Options: A. Any 4 of above B. Any 3 of above C. Any 2 of above D. Any 1 of above E. None of the
<ul style="list-style-type: none">• <i>Stakeholder feedback analysis report.</i>• <i>Action taken report of the Institution on feedback report as minutes by the Governing Council, Syndicate, Board of Management and IQAC</i>	

Report
on
Feedback from
Stakeholders
(Students, Teachers, Employers, and Alumni)
on
Curriculum

Index

S. No	Content	Page Numbers
1	Feedback Analysis of Students	5
2	Feedback Analysis of Teachers	80
3	Feedback Analysis of Employers	87
4	Feedback Analysis of Alumni	94
5	Action Taken Report	101

1. FEEDBACK FROM STUDENTS

The feedback on curriculum from students is taken every year. The Student feedback covers learning values (in terms of skills, concept, knowledge, analytical abilities), applicability/relevance to real life situation, Course content, extent of coverage, and additional information regarding Curriculum. The feedback is assessed rigorously analysed by IQAC Committee and the (Action taken report) comments of the feedback is shared with respective departments, prior to Board of Studies meeting held for Curriculum updating and other Curriculum related works.

A) Number of feedback received in 2015-2016 year

Year	Number of Students
2015-2016	1697

B) Questions Asked

Que. No.	Question Asked	Abbreviation Used
1	Syllabus Content	Academic Facilities
2	Coverage of Syllabus	
3	Teaching Methods	
4	Laboratory Facilities	
5	Teacher Guidance and Counselling	
6	Conduct of CFA Tests / ESE	
7	Staff-Student Relationship	
8	CFA: ESE Weightage	
9	Classrooms	Campus Facilities
10	Internet Browsing	
11	Amenity / Services	
12	Hostel	
13	Recreation	
14	Health Care	
15	General Library	
16	Department Library	
17	Extracurricular	
18	Outreach Activities	Extension Activities
19	Participation in Extension Activities	

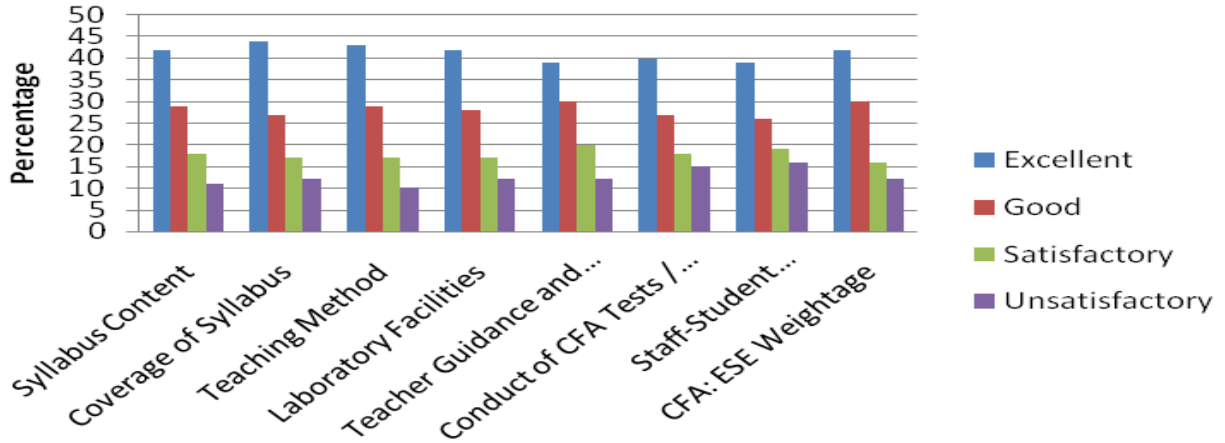
20	Programme of your Study	Overall Observation
21	Facilities Made Available	
22	Administration Support Given	
23	Extra-Curricular Activities Provided	
24	Examination System	

Analysis of feedback received from students (year wise from 2015-16)

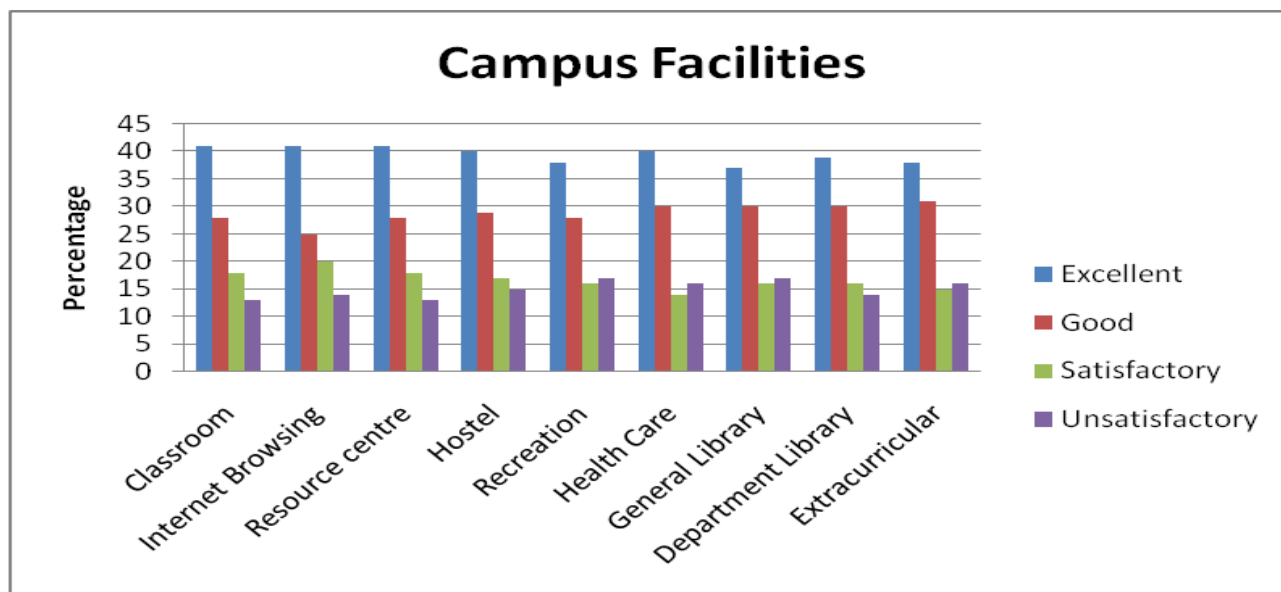
Year		2015-16			
Rating on \Rating		Excellent	Good	Satisfactory	Unsatisfactory
Academic Facilities (Syllabus Content) (Q. No. 1)	COUNT	713	484	311	189
	%	42	29	18	11
Academic Facilities (Coverage of Syllabus) (Q. No. 2)	COUNT	739	465	289	204
	%	30	40	17	13
Academic Facilities (Teaching Methods) (Q. No. 3)	COUNT	738	487	296	176
	%	43	29	17	11
Academic Facilities (Laboratory Facilities) (Q. No. 4)	COUNT	714	483	288	212
	%	42	28	17	13
Academic Facilities (Teacher Guidance and Counselling) (Q. No. 5)	COUNT	659	501	338	199
	%	39	30	20	11
Academic Facilities (Conduct of CFA Tests / ESE) (Q. No. 6)	COUNT	677	461	302	257
	%	40	27	18	15
Academic Facilities (Staff-Student Relationship) (Q. No. 7)	COUNT	668	433	323	273
	%	39	26	19	16
Academic Facilities (CFA: ESE Weightage) (Q. No. 8)	COUNT	711	517	269	200
	%	42	30	16	12
Campus Facilities (Classrooms) (Q. No. 9)	COUNT	690	481	303	223
	%	41	28	18	13

Campus Facilities (Internet Browsing) (Q. No. 10)	COUNT	690	430	333	244
	%	41	25	20	14
Campus Facilities (Amenity / Services) (Q. No. 11)	COUNT	703	474	299	221
	%	41	28	18	13
Campus Facilities (Hostel) (Q. No. 12)	COUNT	672	485	285	255
	%	40	29	17	15
Campus Facilities (Recreation) (Q. No. 13)	COUNT	651	473	278	295
	%	38	28	16	17
Campus Facilities (Health Care) (Q. No. 14)	COUNT	674	513	241	269
	%	40	30	14	16
Campus Facilities (General Library) (Q. No. 15)	COUNT	630	509	274	284
	%	37	30	16	17
Campus Facilities (Department Library) (Q. No. 16)	COUNT	668	512	275	242
	%	39	31	16	14
Campus Facilities (Extracurricular) (Q. No. 17)	COUNT	651	530	252	264
	%	38	31	15	16
Extension Activities (Outreach Activities) (Q. No. 18)	COUNT	625	530	271	271
	%	37	31	16	16
Extension Activities (Participation in Extension Activities) (Q. No. 19)	COUNT	630	492	287	288
	%	37	29	17	17
Overall Observation (Programme of your Study) (Q. No. 20)	COUNT	684	445	258	310
	%	40	27	15	18
Overall Observation (Facilities Made Available) (Q. No. 21)	COUNT	698	483	229	287
	%	41	28	13	17
Overall Observation (Administration Support Given) (Q. No. 22)	COUNT	694	470	247	286
	%	41	29	15	17
Overall Observation (Extra-Curricular Activities Provided) (Q. No. 23)	COUNT	706	401	279	311
	%	42	24	16	18
Overall Observation (Examination System) (Q. No. 24)	COUNT	712	461	241	283
	%	42	27	14	17

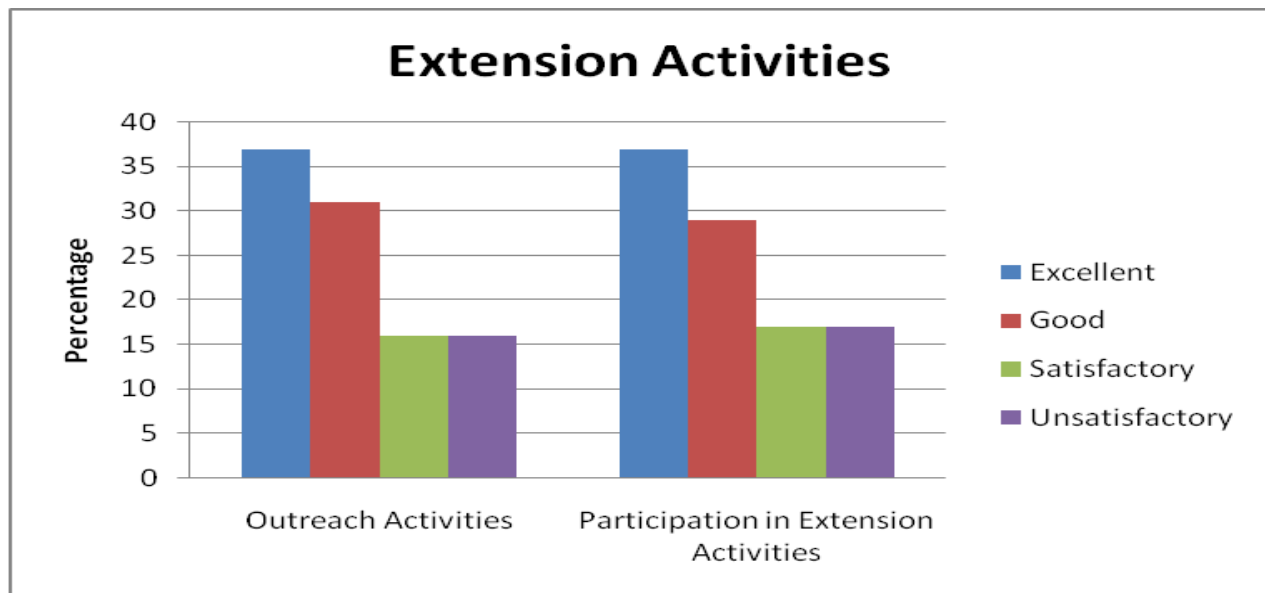
Academic Facilities



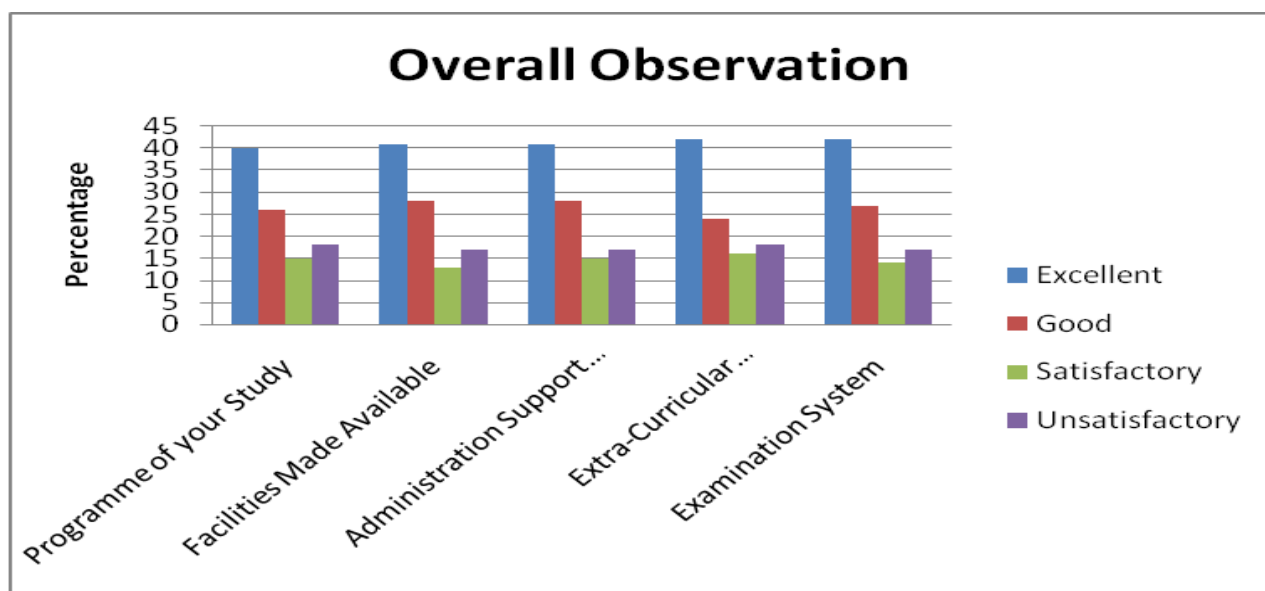
Academic Facilities								
	Syllabus Content	Coverage of Syllabus	Teaching Method	Laboratory Facilities	Teacher Guidance and Counseling	Conduct of CFA Tests / ESE	Staff-Student Relationship	CFA: ESE Weightage
Excellent	42	44	43	42	39	40	39	42
Good	29	27	29	28	30	27	26	30
Satisfactory	18	17	17	17	20	18	19	16
Unsatisfactory	11	12	11	13	11	15	16	12



Campus Facilities									
	Classroom	Internet Browsing	Resource centre	Hostel	Recreation	Health Care	General Library	Department Library	Extracurricular
Excellent	41	41	41	40	38	40	37	39	38
Good	28	25	28	29	28	30	30	31	31
Satisfactory	18	20	18	17	16	14	16	16	15
Unsatisfactory	13	14	13	15	17	16	17	14	16



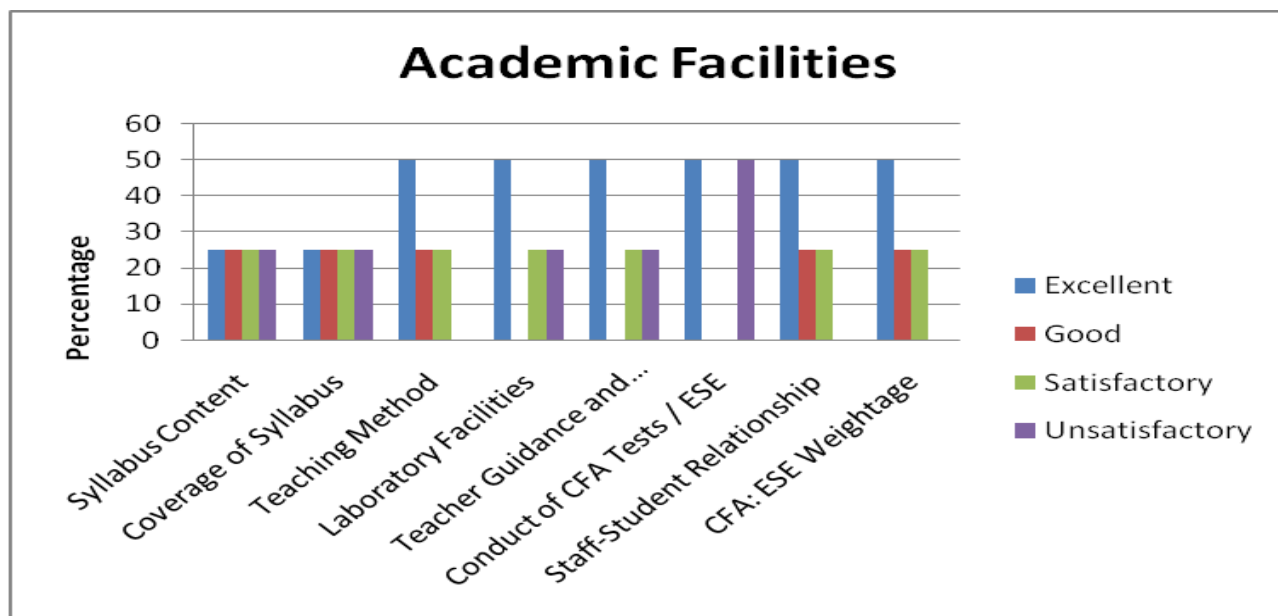
Extension Activities		
	Outreach Activities	Participation in Extension Activities
Excellent	37	37
Good	31	29
Satisfactory	16	17
Unsatisfactory	16	17



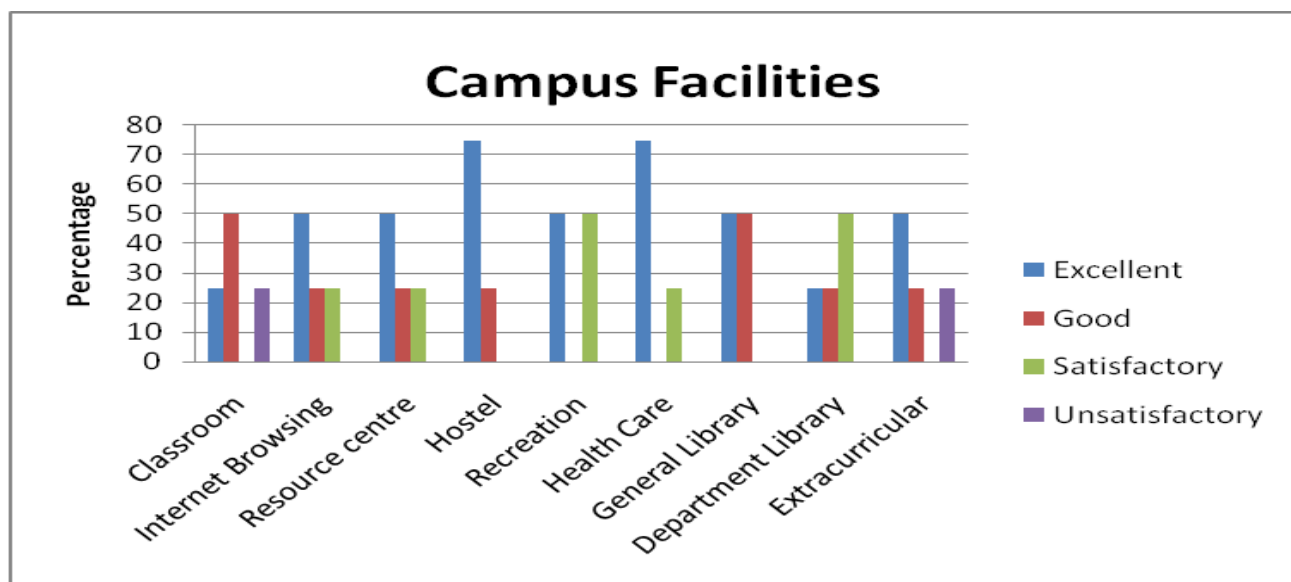
Overall Observation					
	Programme of your Study	Facilities Made Available	Administration Support Given	Extra-Curricular Activities Provided	Examination System
Excellent	40	41	41	42	42
Good	27	28	29	24	27
Satisfactory	15	13	15	16	14
Unsatisfactory	18	17	17	18	17

1.4.1 Students Feedback Form (Energy Science – year wise from (2015-2016))

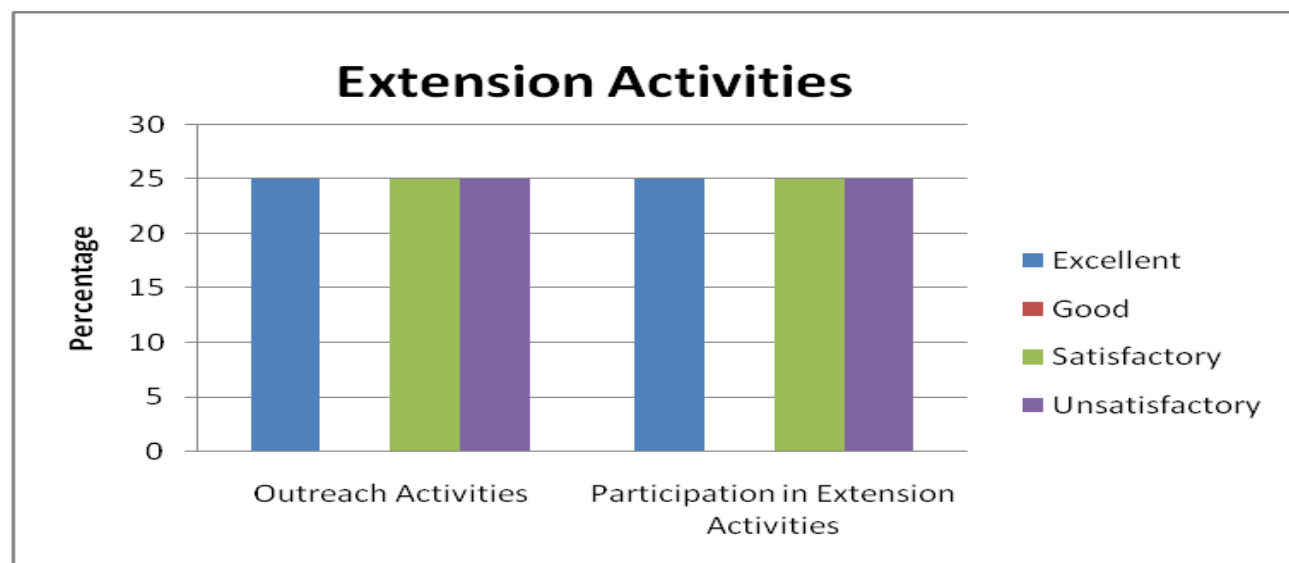
Total Number of Students : 4



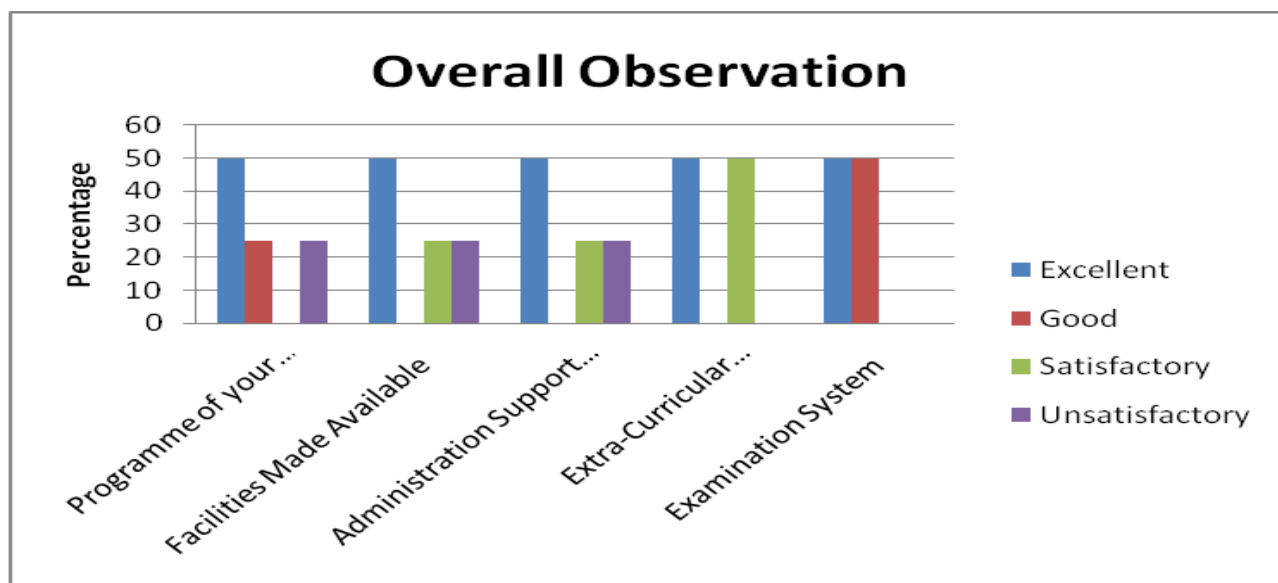
Academic Facilities (Percentage)								
	Syllabus Content	Coverage of Syllabus	Teaching Method	Laboratory Facilities	Teacher Guidance and Counselling	Conduct of CFA Tests / ESE	Staff-Student Relationship	CFA: ESE Weightage
Excellent	25	25	50	50	50	50	50	50
Good	25	25	25	0	0	0	25	25
Satisfactory	25	25	25	25	25	0	25	25
Unsatisfactory	25	25	0	25	25	50	0	0



Campus Facilities (Percentage)									
	Classro om	Internet Browsin g	Resourc e centre	Host el	Recreatio n	Healt h Care	Gener al Library	Departme nt Library	Extracurricul ar
Excellent	25	50	50	75	50	75	50	25	50
Good	50	25	25	25	0	0	50	25	25
Satisfactory	0	25	25	0	50	25	0	50	0
Unsatisfactory	25	0	0	0	0	0	0	0	25



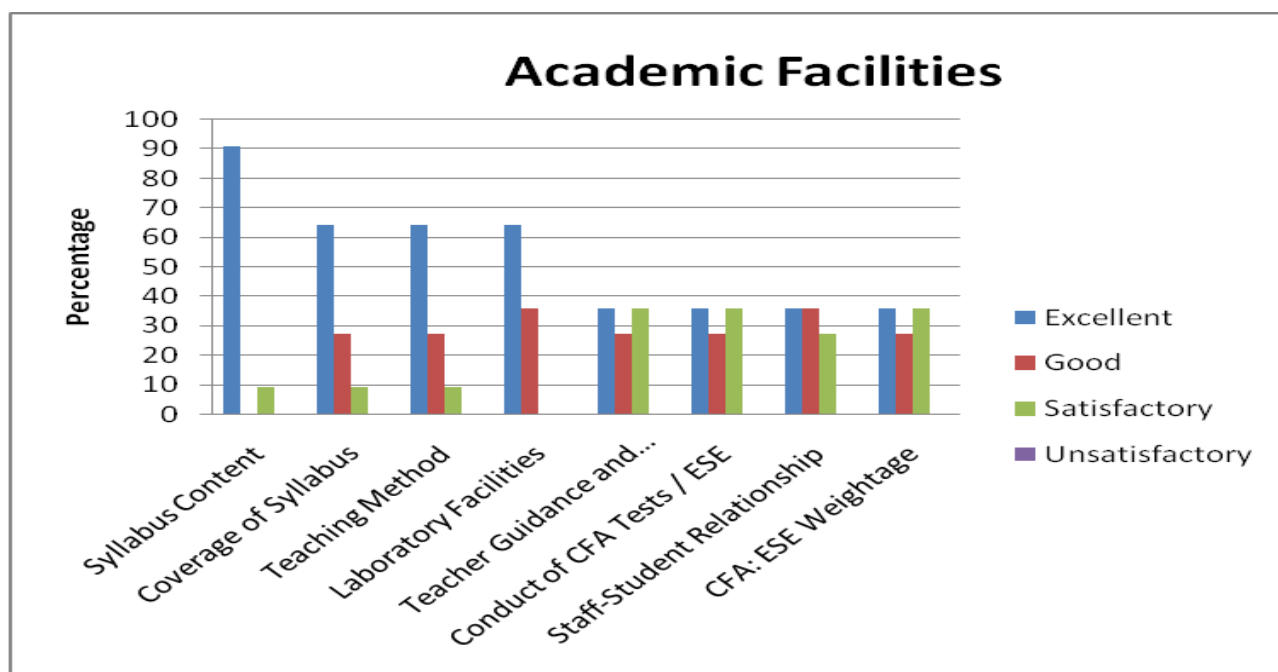
Extension Activities (Percentage)		
	Outreach Activities	Participation in Extension Activities
Excellent	25	25
Good	0	0
Satisfactory	25	25
Unsatisfactory	25	25



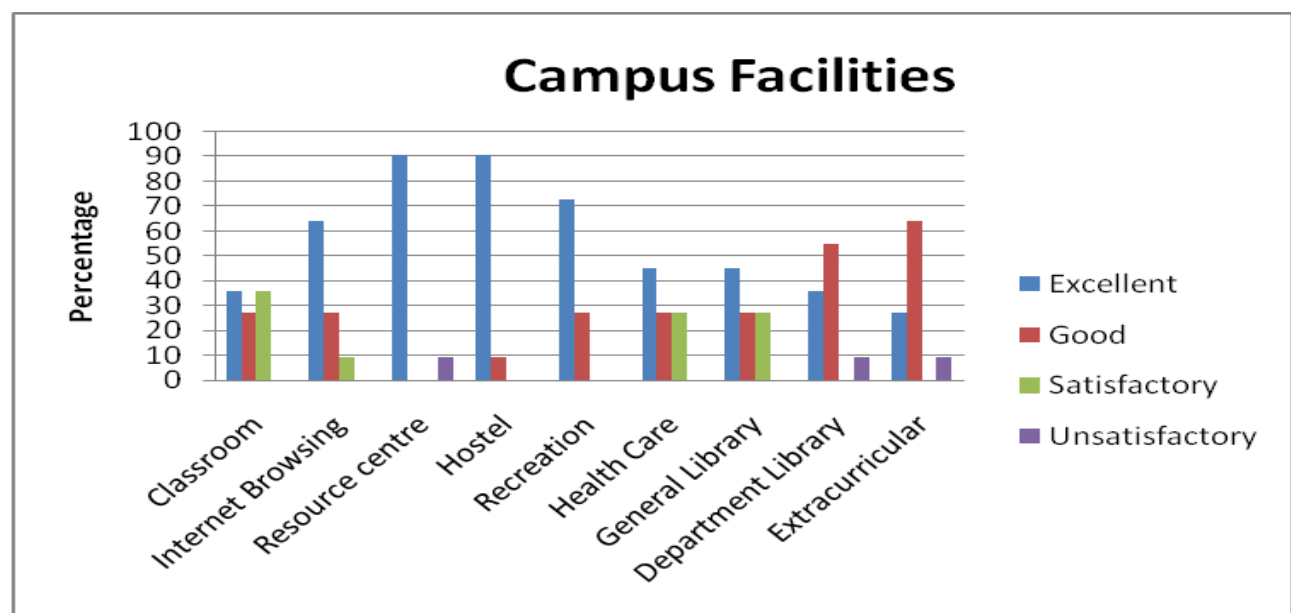
Overall Observation (Percentage)					
	Programme of your Study	Facilities Made Available	Administration Support Given	Extra-Curricular Activities Provided	Examination System
Excellent	50	50	50	50	50
Good	25	0	0	0	50
Satisfactory	0	25	25	50	0
Unsatisfactory	25	25	25	0	0

1.4.1 Students Feedback Form (History– year wise from (2015-2016))

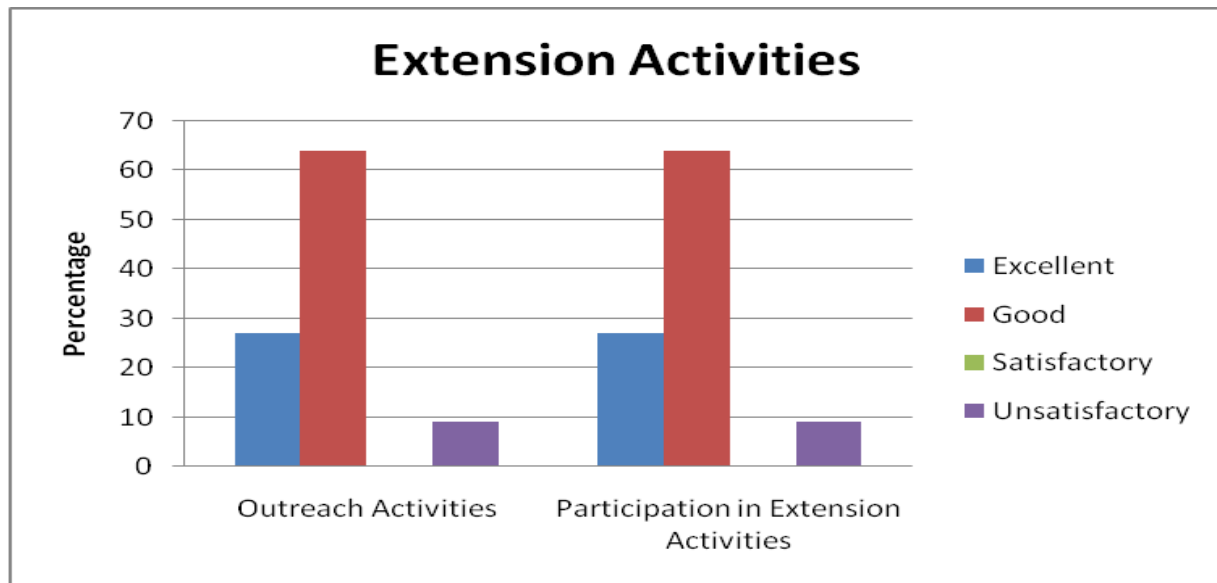
Total Number of Students : 11



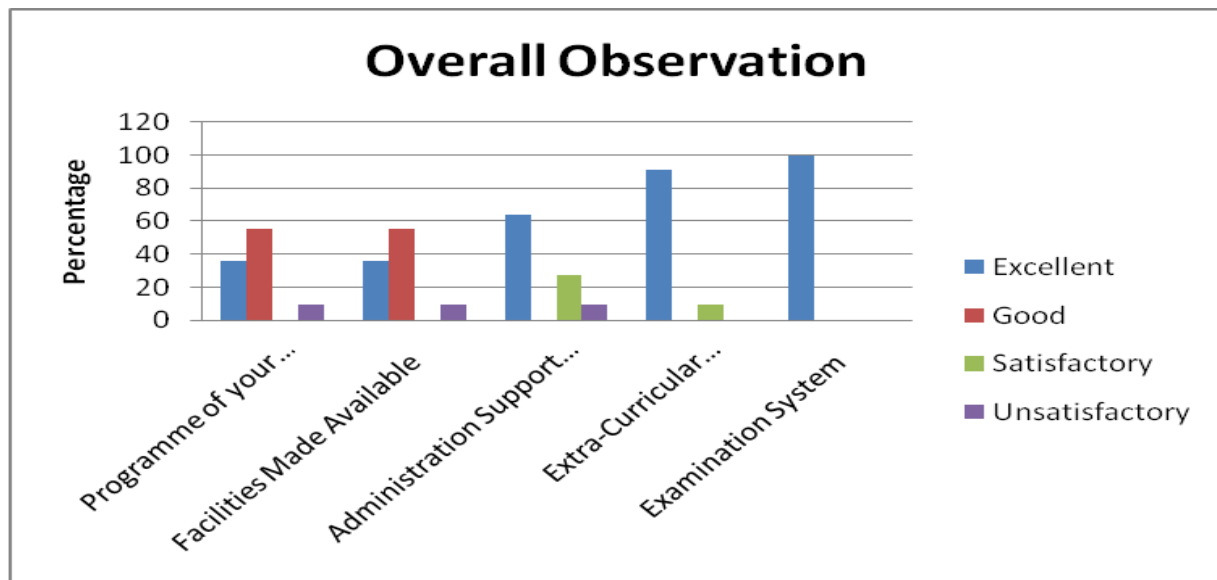
	Academic Facilities (Percentage)							
	Syllabus Content	Coverage of Syllabus	Teaching Method	Laboratory Facilities	Teacher Guidance and Counselling	Conduct of CFA Tests / ESE	Staff-Student Relationship	CFA: ESE Weightage
Excellent	91	64	64	64	36	36	36	36
Good	0	27	27	36	27	27	36	27
Satisfactory	9	9	9	0	36	36	27	36
Unsatisfactory	0	0	0	0	0	0	0	0



	Campus Facilities (Percentage)								
	Classroom	Internet Browsing	Resource centre	Hostel	Recreation	Health Care	General Library	Department Library	Extracurricular
Excellent	36	64	91	91	73	45	45	36	27
Good	27	27	0	9	27	27	27	55	64
Satisfactory	36	9	0	0	0	27	27	0	0
Unsatisfactory	0	0	9	0	0	0	0	9	9



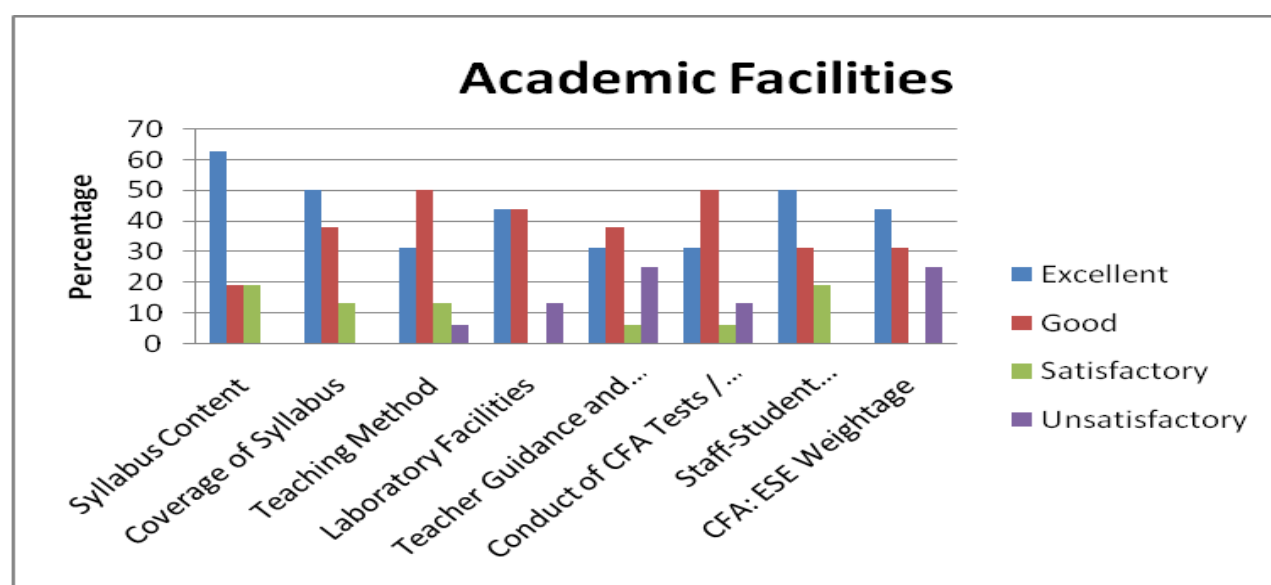
Extension Activities (Percentage)		
	Outreach Activities	Participation in Extension Activities
Excellent	27	27
Good	64	64
Satisfactory	0	0
Unsatisfactory	9	9



Overall Observation (Percentage)					
	Programme of your Study	Facilities Made Available	Administration Support Given	Extra-Curricular Activities Provided	Examination System
Excellent	36	36	64	91	100
Good	55	55	0	0	0
Satisfactory	0	0	27	9	0
Unsatisfactory	9	9	9	0	0

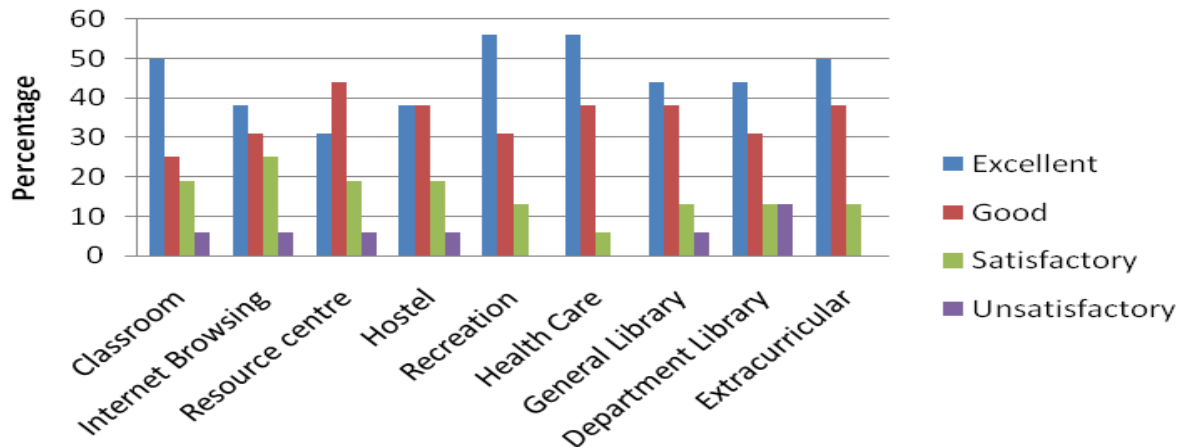
1.4.1 Students Feedback Form (Sociology– year wise from (2015-2016))

Total Number of Students : 16



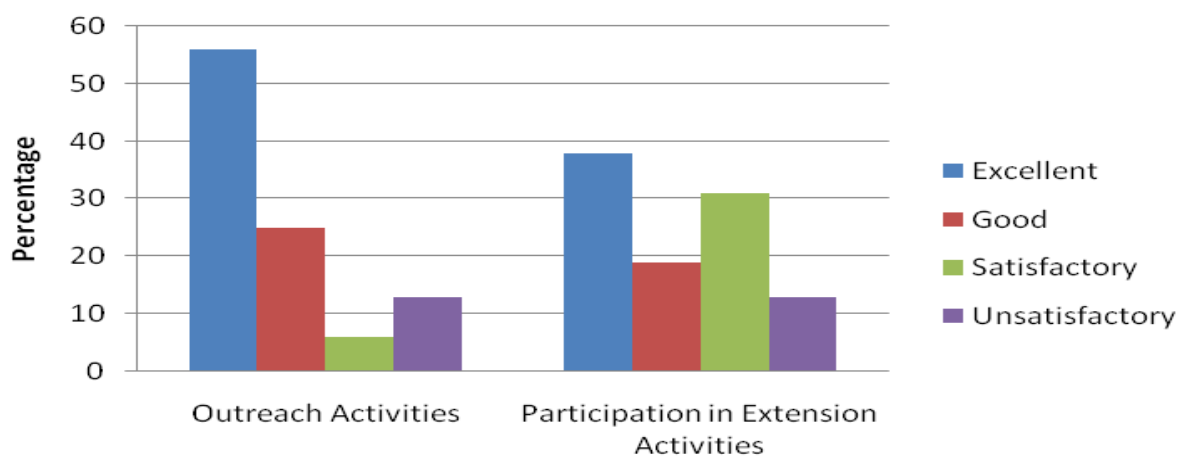
Academic Facilities (Percentage)								
	Syllabus Content	Coverage of Syllabus	Teaching Method	Laboratory Facilities	Teacher Guidance and Counselling	Conduct of CFA Tests / ESE	Staff-Student Relationship	CFA: ESE Weightage
Excellent	63	50	31	44	31	31	50	44
Good	19	38	50	44	38	50	31	31
Satisfactory	19	13	13	0	6	6	19	0
Unsatisfactory	0	0	6	13	25	13	0	25

Campus Facilities

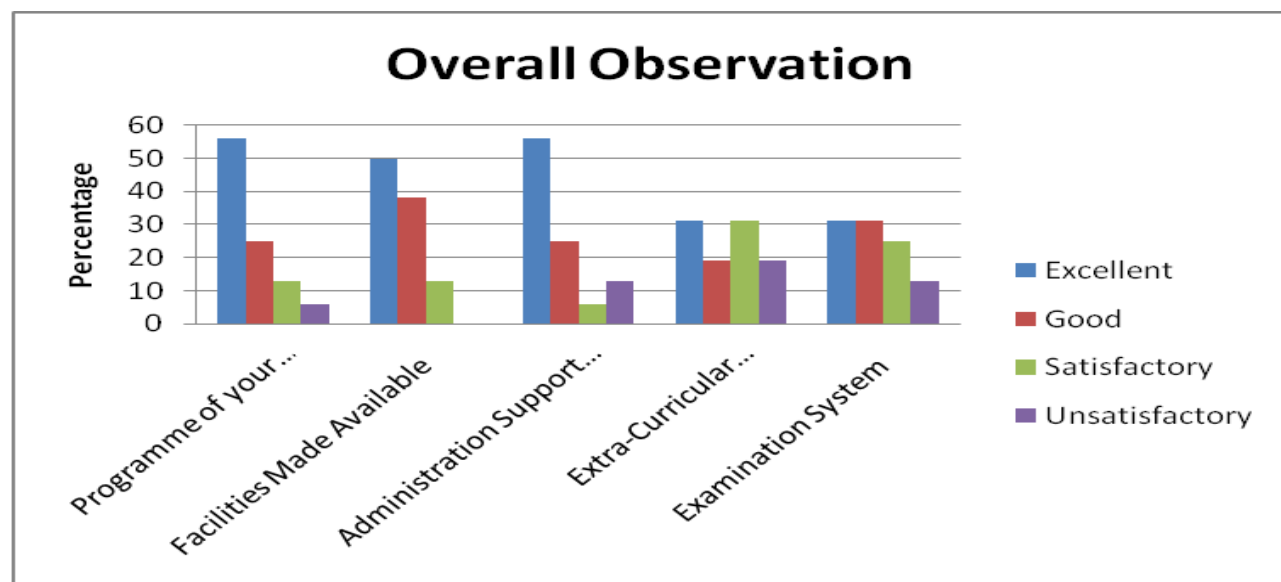


	Campus Facilities (Percentage)								
	Classroom	Internet Browsing	Resource centre	Hostel	Recreation	Health Care	General Library	Department Library	Extracurricular
Excellent	50	38	31	38	56	56	44	44	50
Good	25	31	44	38	31	38	38	31	38
Satisfactory	19	25	19	19	13	6	13	13	13
Unsatisfactory	6	6	6	6	0	0	6	13	0

Extension Activities



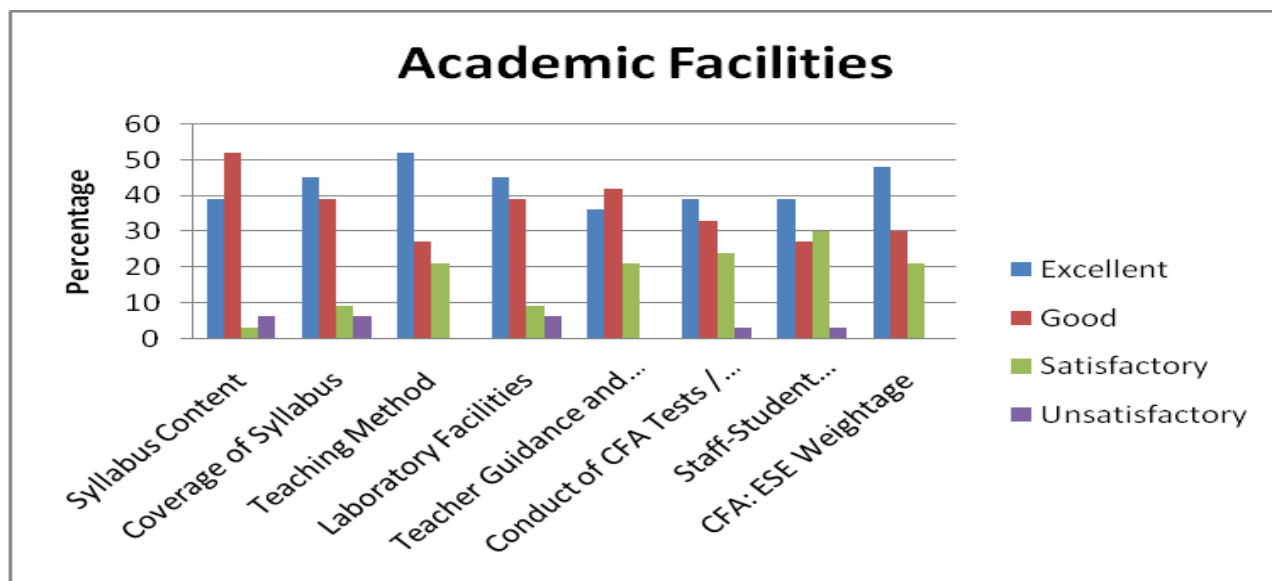
Extension Activities (Percentage)		
	Outreach Activities	Participation in Extension Activities
Excellent	56	38
Good	25	19
Satisfactory	6	31
Unsatisfactory	13	13



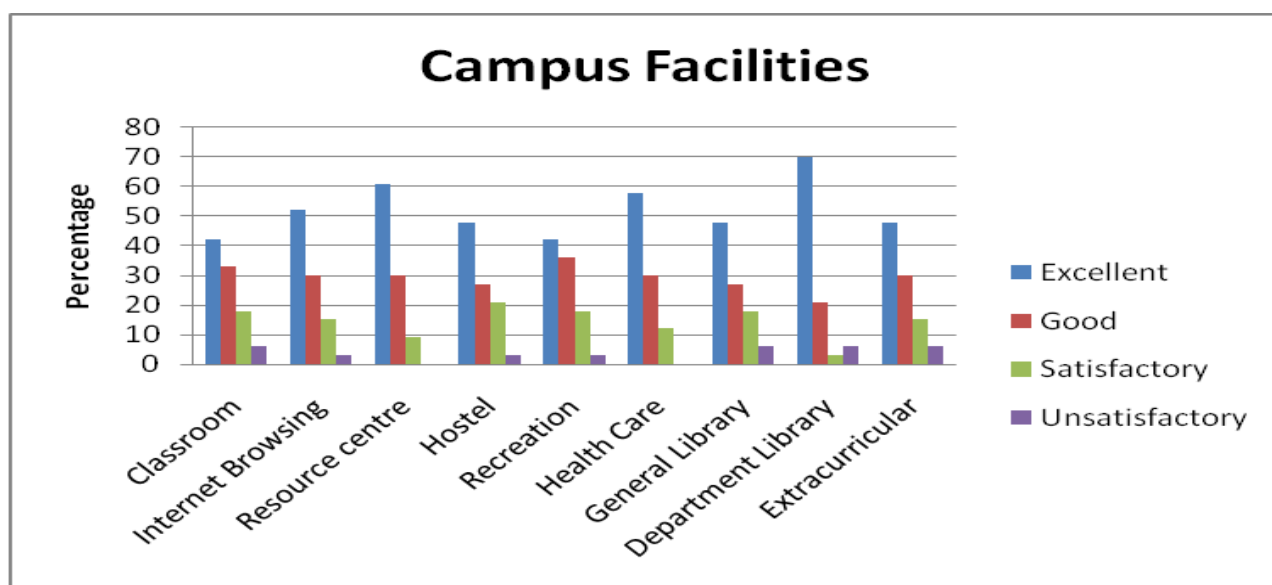
Overall Observation (Percentage)					
	Programme of your Study	Facilities Made Available	Administration Support Given	Extra-Curricular Activities Provided	Examination System
Excellent	56	50	56	31	31
Good	25	38	25	19	31
Satisfactory	13	13	6	31	25
Unsatisfactory	6	0	13	19	13

1.4.1 Students Feedback Form (Journalism and Mass Communication– year wise from (2015-2016))

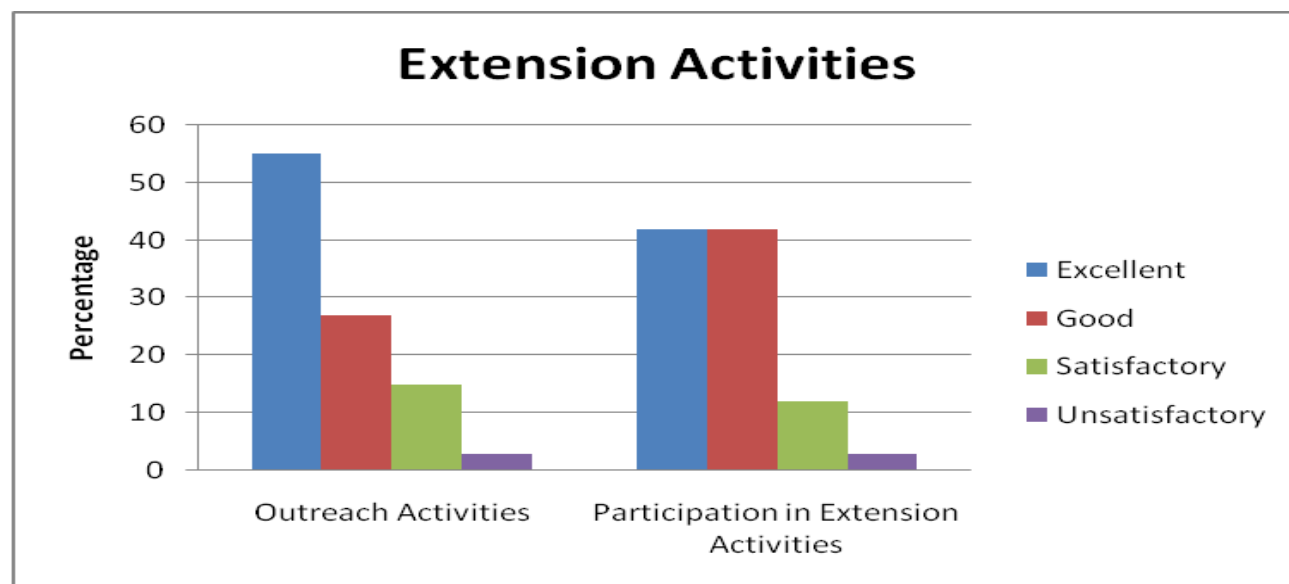
Total Number of Students : 33



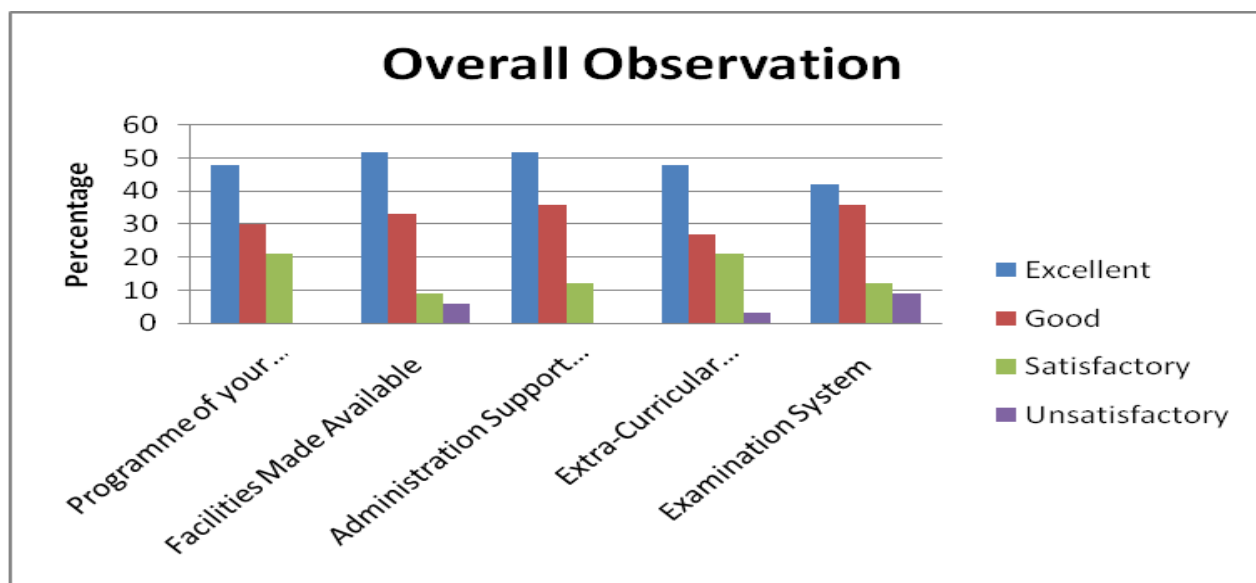
Academic Facilities (Percentage)								
	Syllabus Content	Coverage of Syllabus	Teaching Method	Laboratory Facilities	Teacher Guidance and Counselling	Conduct of CFA Tests / ESE	Staff-Student Relationship	CFA: ESE Weightage
Excellent	39	45	52	45	36	39	39	48
Good	52	39	27	39	42	33	27	30
Satisfactory	3	9	21	9	21	24	30	21
Unsatisfactory	6	6	0	6	0	3	3	0



Campus Facilities (Percentage)									
	Classr oom	Interne t Browsin g	Resourc e centre	Host el	Recreatio n	Healt h Care	Gener al Library	Departme nt Library	Extracurricul ar
Excellent	42	52	61	48	42	58	48	70	48
Good	33	30	30	27	36	30	27	21	30
Satisfactory	18	15	9	21	18	12	18	3	15
Unsatisfactory	6	3	0	3	3	0	6	6	6

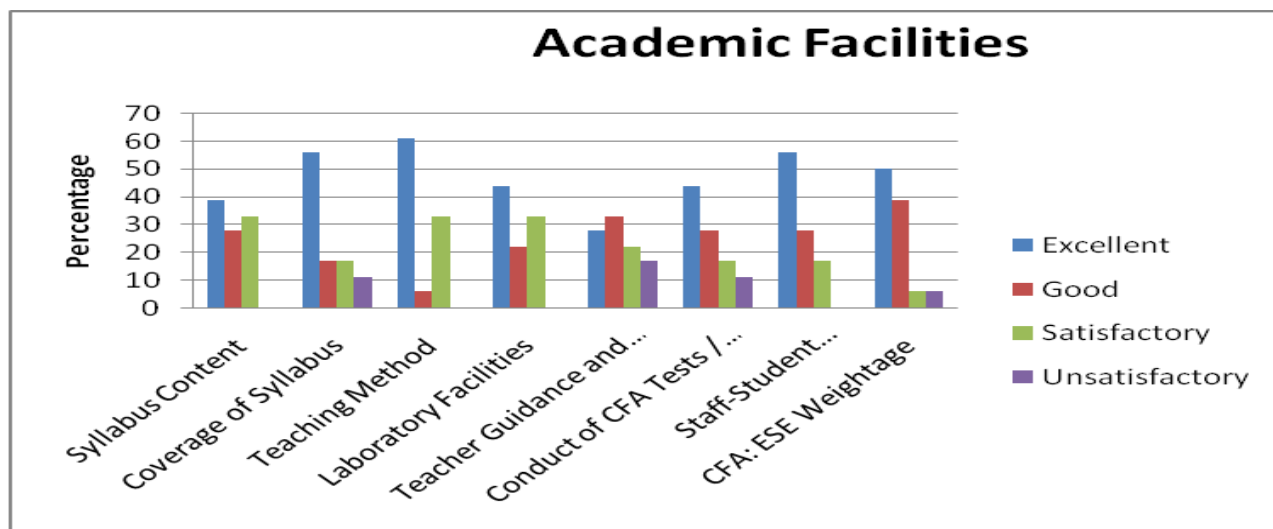


Extension Activities (Percentage)		
	Outreach Activities	Participation in Extension Activities
Excellent	55	42
Good	27	42
Satisfactory	15	12
Unsatisfactory	3	3

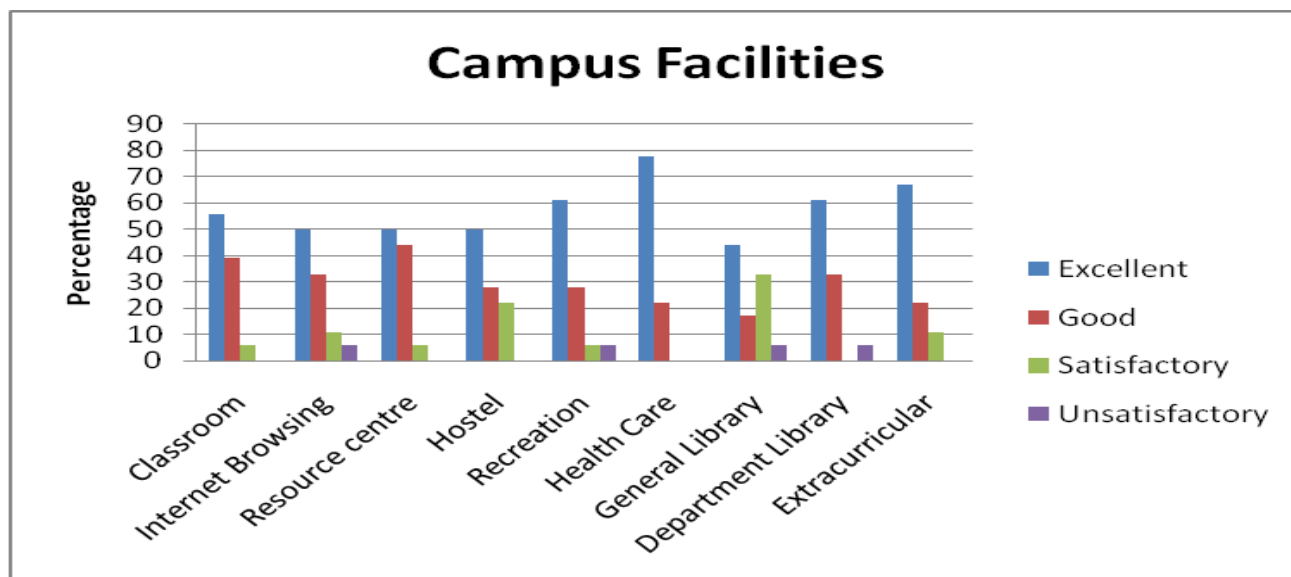


Overall Observation (Percentage)					
	Programme of your Study	Facilities Made Available	Administration Support Given	Extra-Curricular Activities Provided	Examination System
Excellent	48	52	52	48	42
Good	30	33	36	27	36
Satisfactory	21	9	12	21	12
Unsatisfactory	0	6	0	3	9

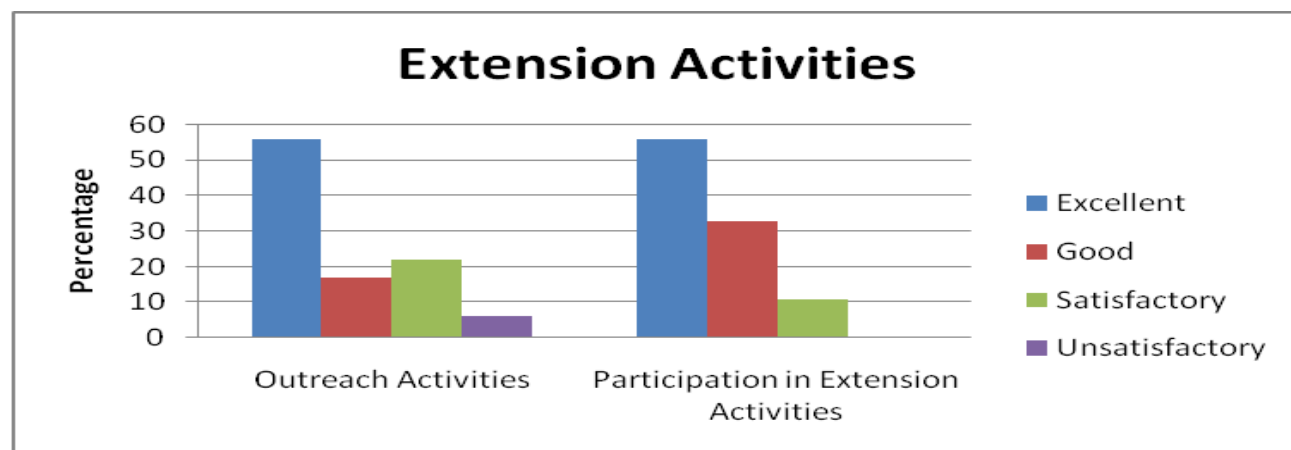
1.4.1 Students Feedback Form (Enviromental Science- year wise from (2015-2016))
Total Number of Students : 18



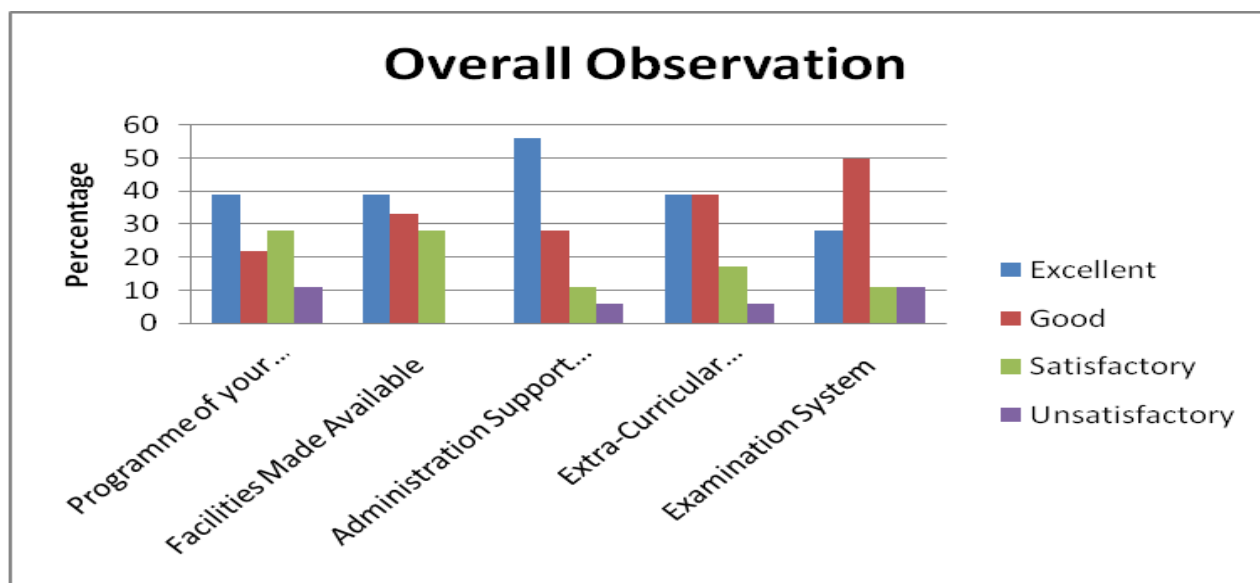
Academic Facilities								
	Syllabus Content	Coverage of Syllabus	Teaching Method	Laboratory Facilities	Teacher Guidance and Counselling	Conduct of CFA Tests / ESE	Staff-Student Relationship	CFA: ESE Weightage
Excellent	39	56	61	44	28	44	56	50
Good	28	17	6	22	33	28	28	39
Satisfactory	33	17	33	33	22	17	17	6
Unsatisfactory	0	11	0	0	17	11	0	6



Campus Facilities(Percentage)									
	Classr oom	Internet Browsin g	Resourc e centre	Host el	Recreatio n	Healt h Care	Gener al Library	Departme nt Library	Extracurricul ar
Excellent	56	50	50	50	61	78	44	61	67
Good	39	33	44	28	28	22	17	33	22
Satisfactory	6	11	6	22	6	0	33	0	11
Unsatisfactory	0	6	0	0	6	0	6	6	0



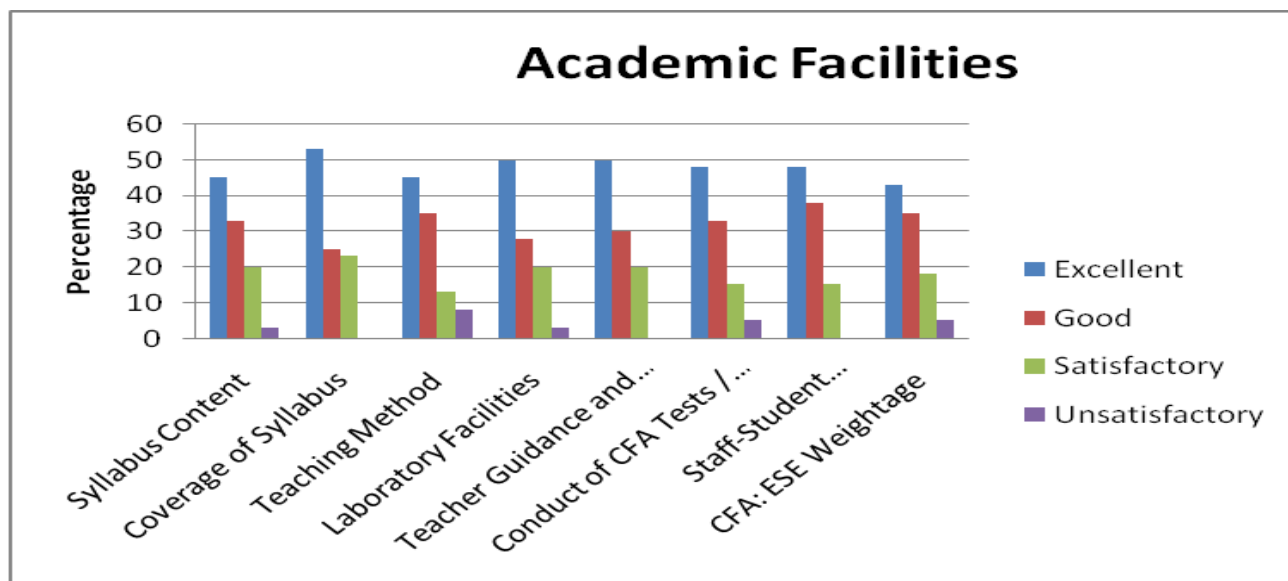
Extension Activities(percentage)		
	Outreach Activities	Participation in Extension Activities
Excellent	56	56
Good	17	33
Satisfactory	22	11
Unsatisfactory	6	0



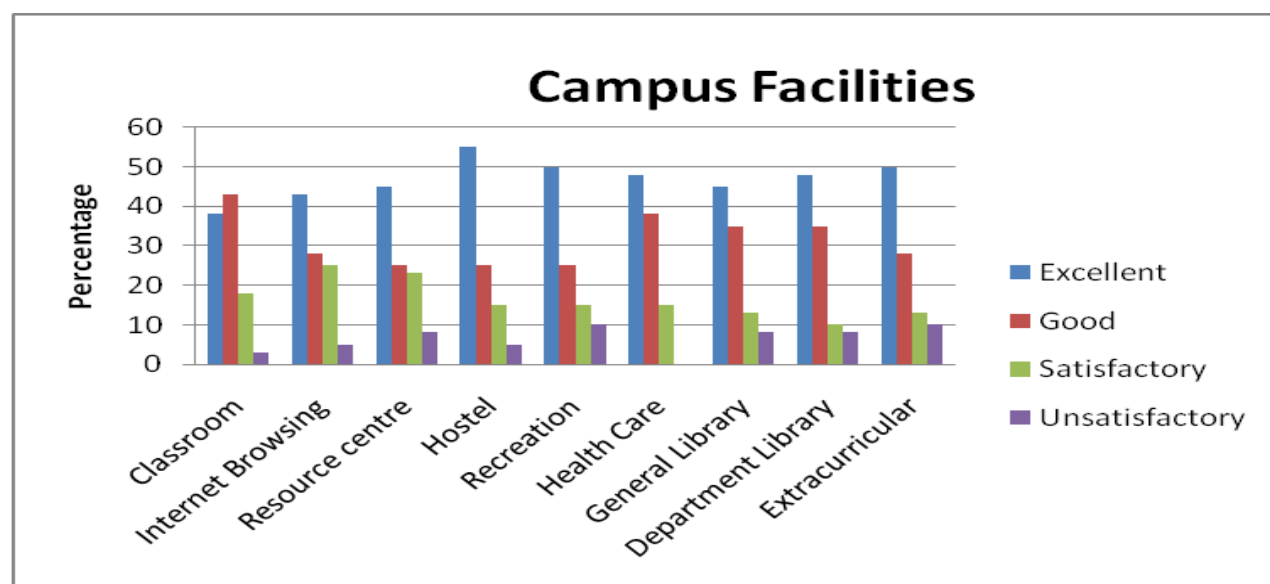
	Overall Observation				
	Programme of your Study	Facilities Made Available	Administration Support Given	Extra-Curricular Activities Provided	Examination System
Excellent	39	39	56	39	28
Good	22	33	28	39	50
Satisfactory	28	28	11	17	11
Unsatisfactory	11	0	6	6	11

4.1 Students Feedback Form (Library and information Science – year wise from (2015-2016))

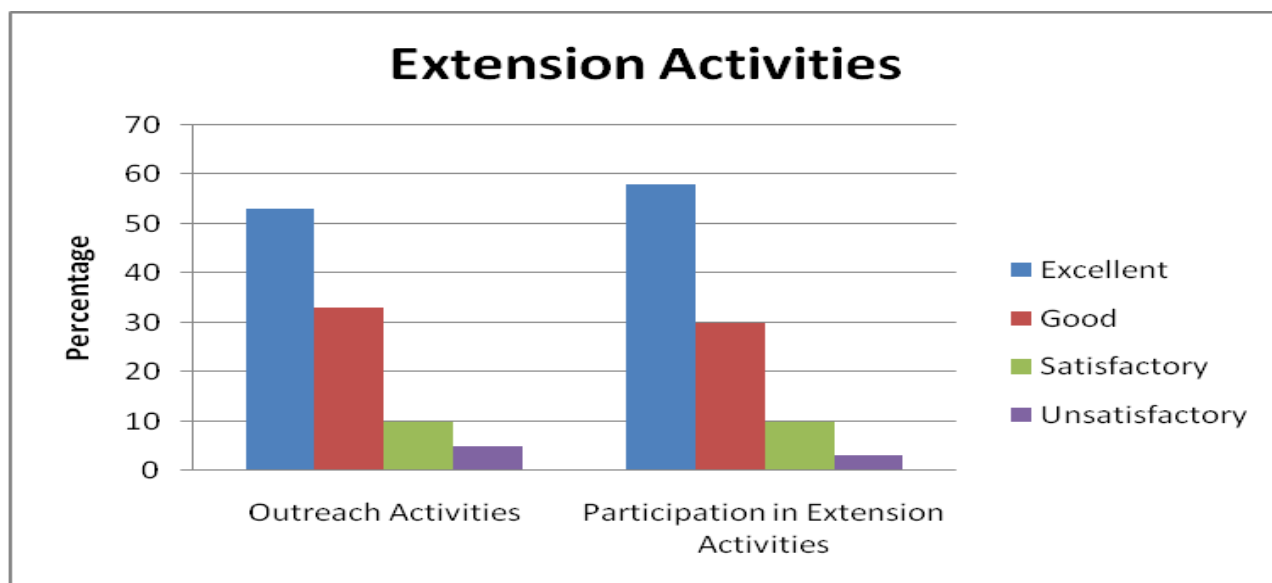
Total Number of Students : 40



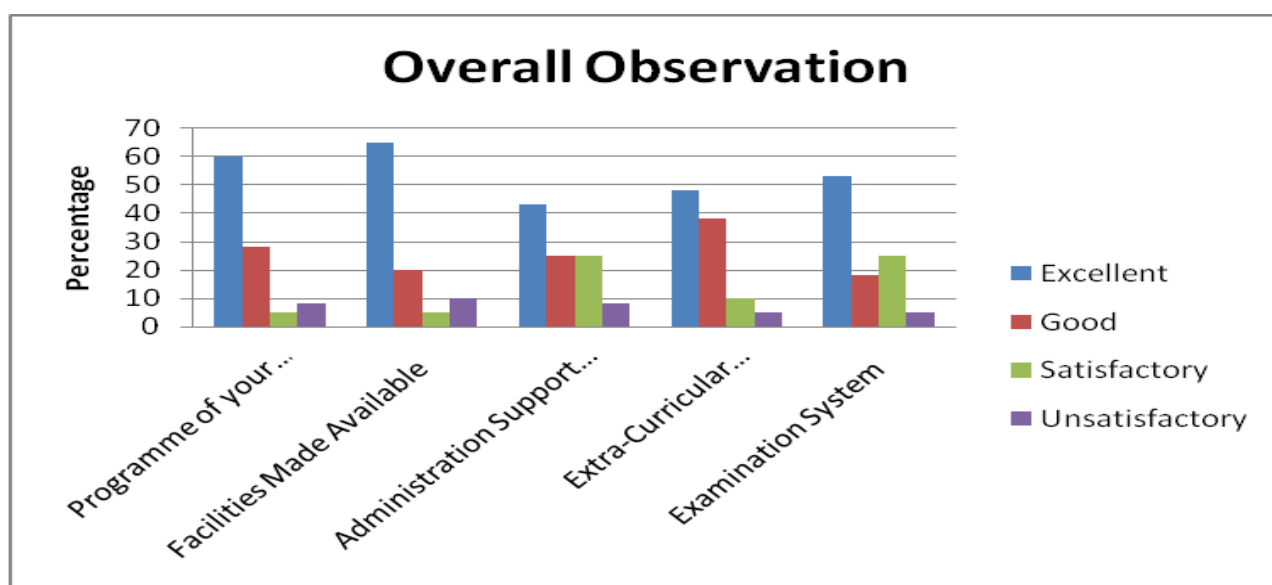
Academic Facilities								
	Syllabus Content	Coverage of Syllabus	Teaching Method	Laboratory Facilities	Teacher Guidance and Counselling	Conduct of CFA Tests / ESE	Staff-Student Relationship	CFA: ESE Weightage
Excellent	45	53	45	50	50	48	48	43
Good	33	25	35	28	30	33	38	35
Satisfactory	20	23	13	20	20	15	15	18
Unsatisfactory	3	0	8	3	0	5	0	5



Campus Facilities									
	Classroom	Internet Browsing	Resource centre	Hostel	Recreation	Health Care	General Library	Department Library	Extracurricular
Excellent	38	43	45	55	50	48	45	48	50
Good	43	28	25	25	25	38	35	35	28
Satisfactory	18	25	23	15	15	15	13	10	13
Unsatisfactory	3	5	8	5	10	0	8	8	10



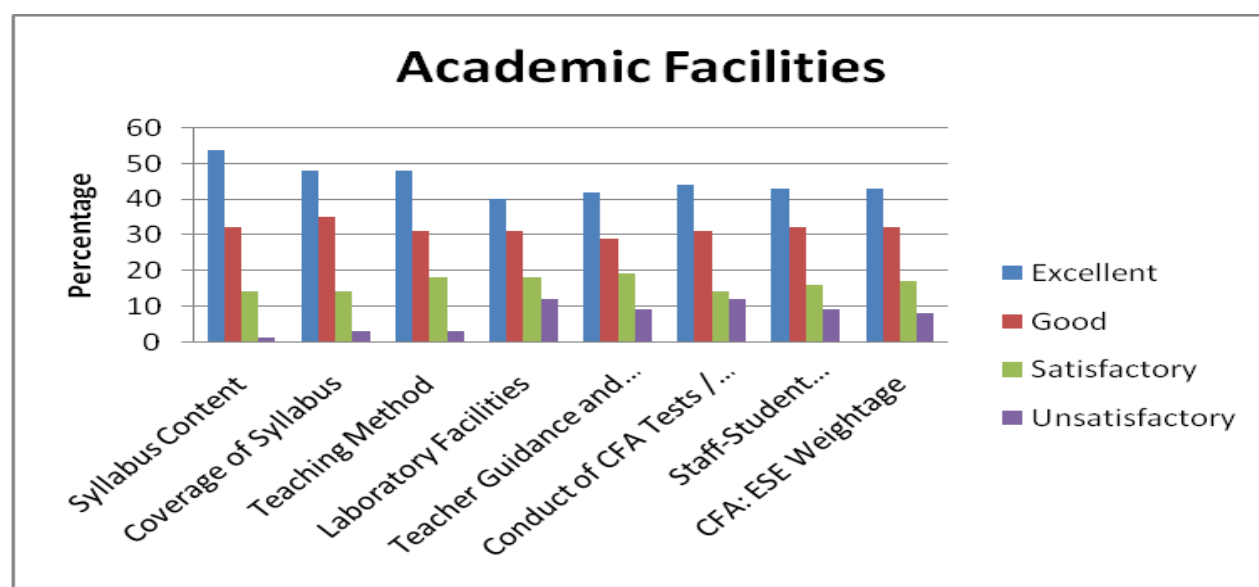
Extension Activities		
	Outreach Activities	Participation in Extension Activities
Excellent	53	58
Good	33	30
Satisfactory	10	10
Unsatisfactory	5	3



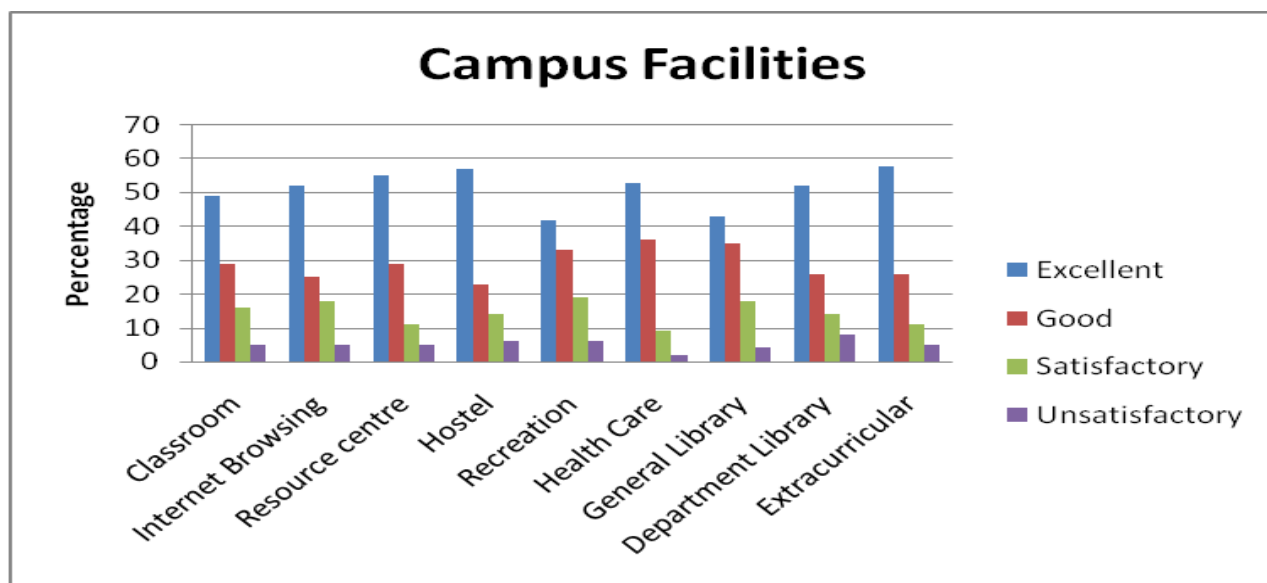
Overall Observation					
	Programme of your Study	Facilities Made Available	Administration Support Given	Extra-Curricular Activities Provided	Examination System
Excellent	60	65	43	48	53
Good	28	20	25	38	18
Satisfactory	5	5	25	10	25
Unsatisfactory	8	10	8	5	5

1.4.1 Students Feedback Form (Education – year wise from (2015-2016))

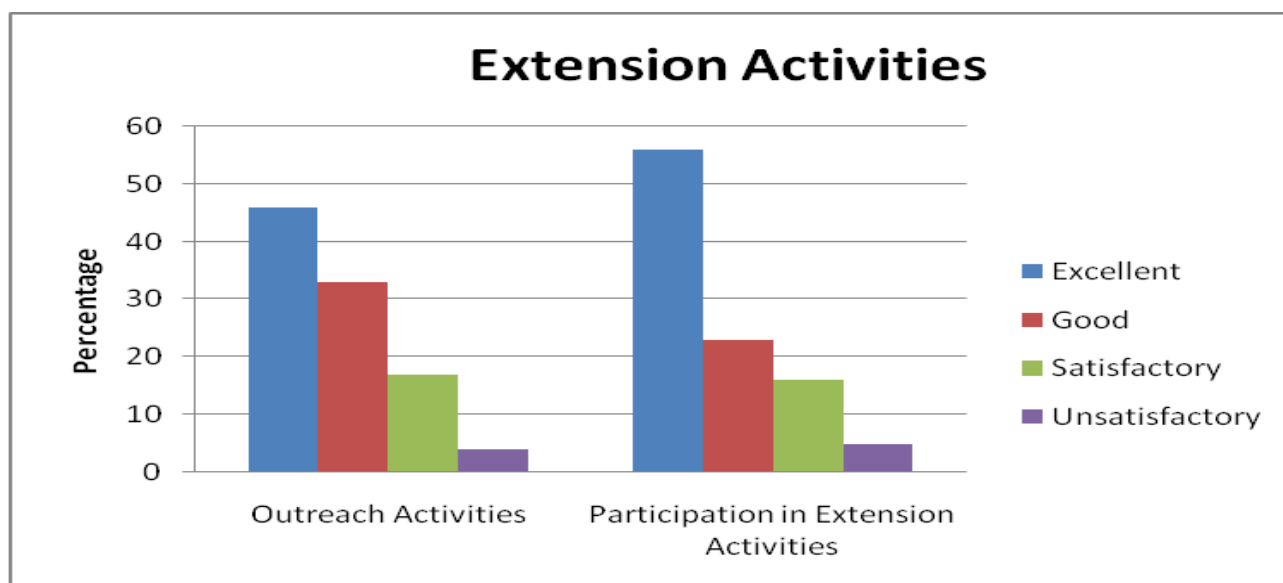
Total Number of Students : 95



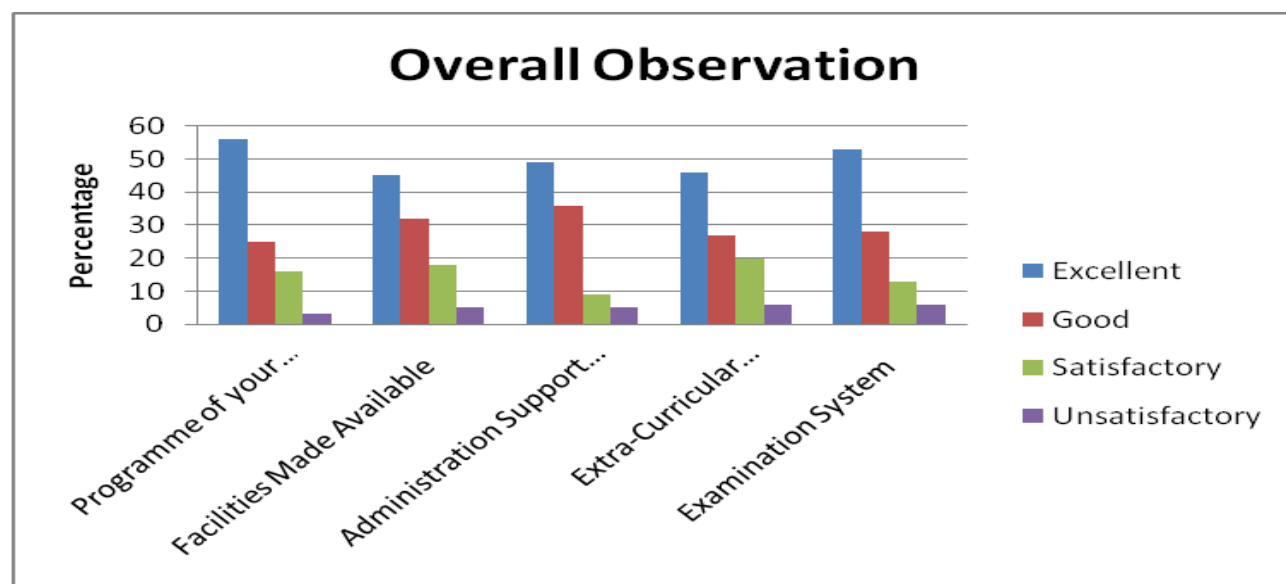
Academic Facilities								
	Syllabus Content	Coverage of Syllabus	Teaching Method	Laboratory Facilities	Teacher Guidance and Counselling	Conduct of CFA Tests / ESE	Staff-Student Relationship	CFA: ESE Weightage
Excellent	54	48	48	40	42	44	43	43
Good	32	35	31	31	29	31	32	32
Satisfactory	14	14	18	18	19	14	16	17
Unsatisfactory	1	3	3	12	9	12	9	8



Campus Facilities									
	Classroom	Internet Browsing	Resource centre	Hostel	Recreation	Health Care	General Library	Department Library	Extracurricular
Excellent	49	52	55	57	42	53	43	52	58
Good	29	25	29	23	33	36	35	26	26
Satisfactory	16	18	11	14	19	9	18	14	11
Unsatisfactory	5	5	5	6	6	2	4	8	5

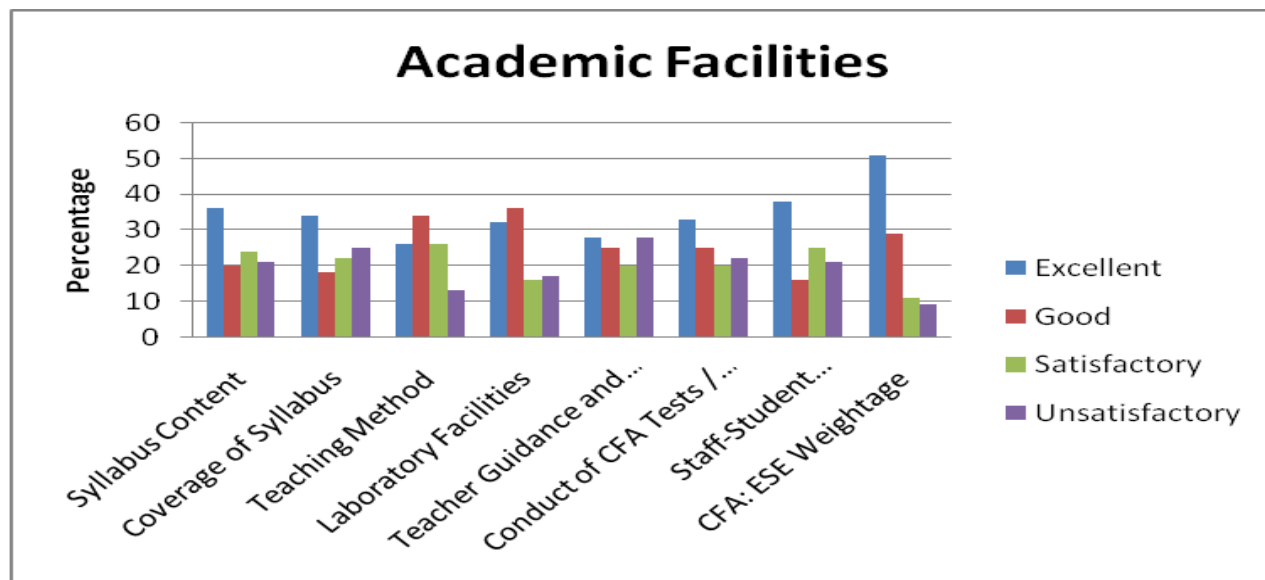


Extension Activities(Percentage)		
	Outreach Activities	Participation in Extension Activities
Excellent	46	56
Good	33	23
Satisfactory	17	16
Unsatisfactory	4	5

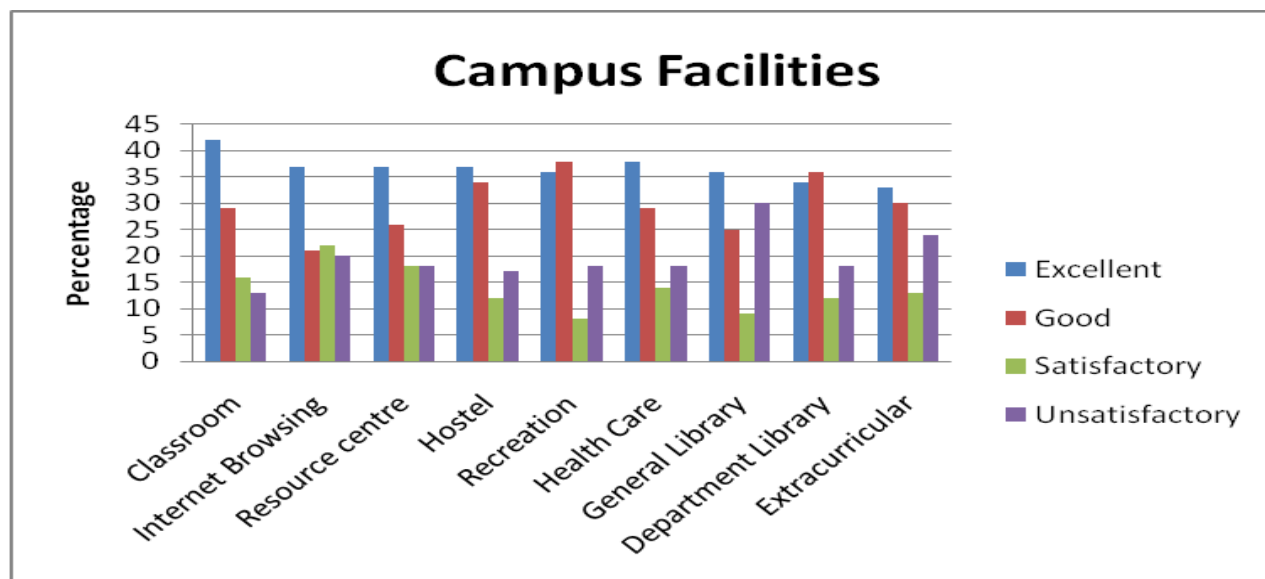


Overall Observation					
	Programme of your Study	Facilities Made Available	Administration Support Given	Extra-Curricular Activities Provided	Examination System
Excellent	56	45	49	46	53
Good	25	32	36	27	28
Satisfactory	16	18	9	20	13
Unsatisfactory	3	5	5	6	6

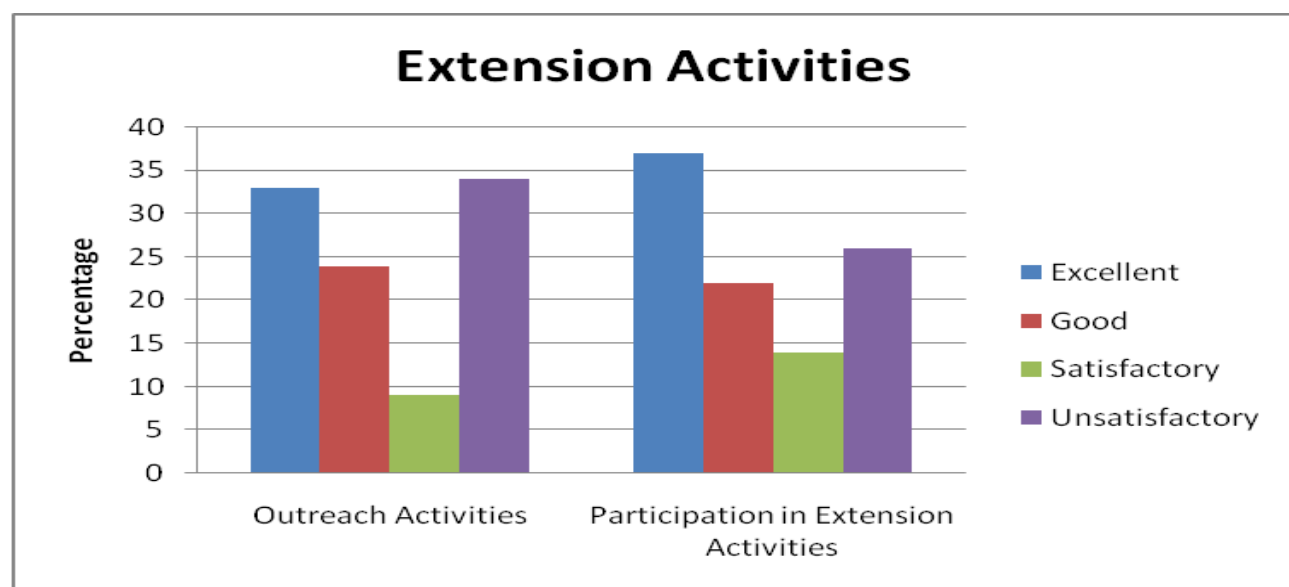
1.4.1 Students Feedback Form (Botany– year wise from (2015-2016))
Total Number of Students : 76



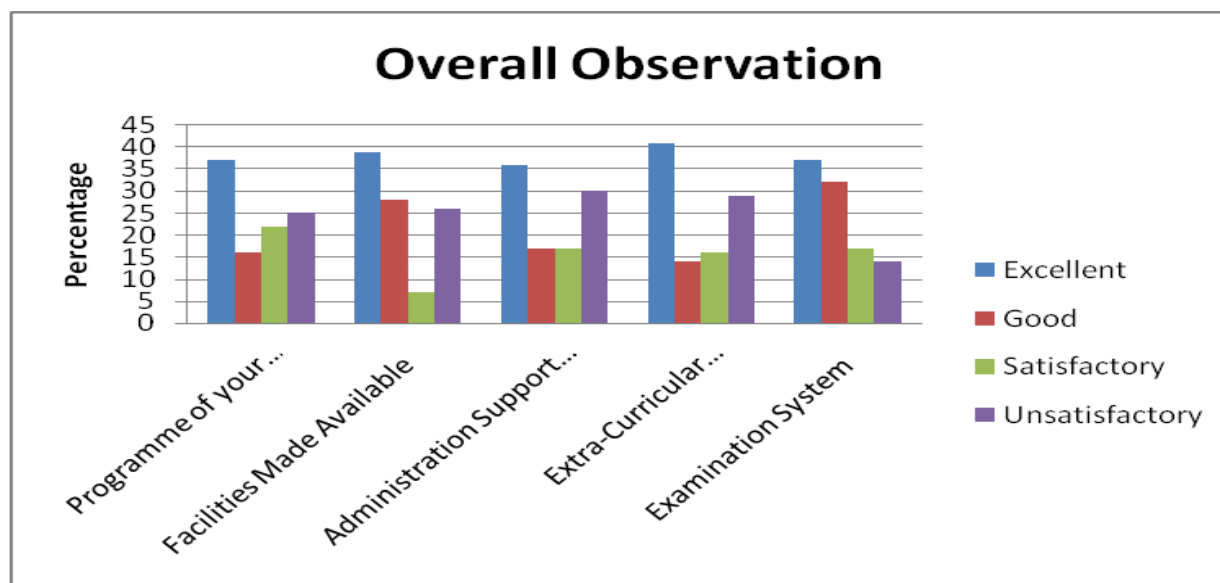
Academic Facilities								
	Syllabus Content	Coverage of Syllabus	Teaching Method	Laboratory Facilities	Teacher Guidance and Counselling	Conduct of CFA Tests / ESE	Staff-Student Relationship	CFA: ESE Weightage
Excellent	36	34	26	32	28	33	38	51
Good	20	18	34	36	25	25	16	29
Satisfactory	24	22	26	16	20	20	25	11
Unsatisfactory	21	25	13	17	28	22	21	9



Campus Facilities									
	Classro om	Internet Browsin g	Resourc e centre	Host el	Recreatio n	Healt h Care	Gener al Library	Departme nt Library	Extracurricul ar
Excellent	42	37	37	37	36	38	36	34	33
Good	29	21	26	34	38	29	25	36	30
Satisfactory	16	22	18	12	8	14	9	12	13
Unsatisfactory	13	20	18	17	18	18	30	18	24



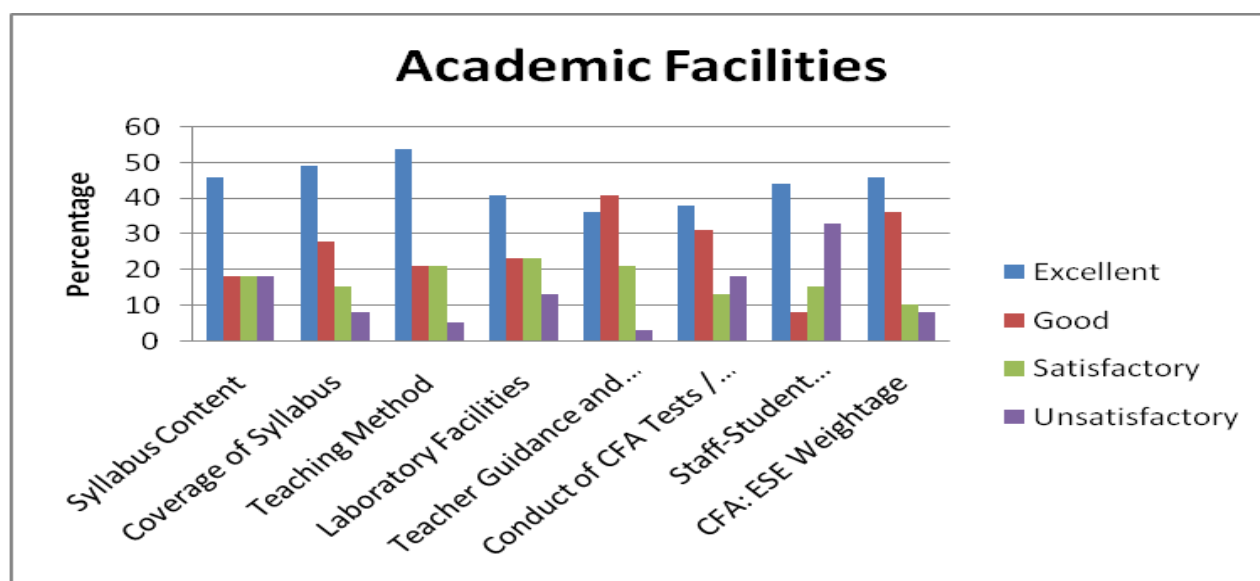
Extension Activities		
	Outreach Activities	Participation in Extension Activities
Excellent	33	37
Good	24	22
Satisfactory	9	14
Unsatisfactory	34	26



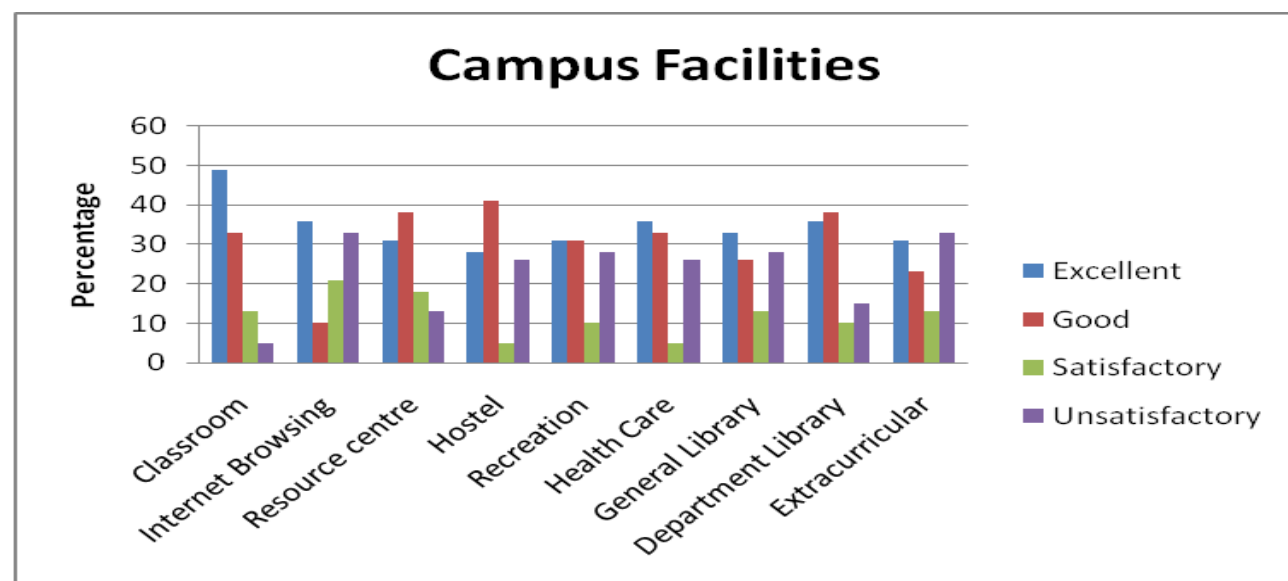
Overall Observation					
	Programme of your Study	Facilities Made Available	Administration Support Given	Extra-Curricular Activities Provided	Examination System
Excellent	37	39	36	41	37
Good	16	28	17	14	32
Satisfactory	22	7	17	16	17
Unsatisfactory	25	26	30	29	14

1.4.1 Students Feedback Form (Textile and apparel Design – year wise from (2015-2016))

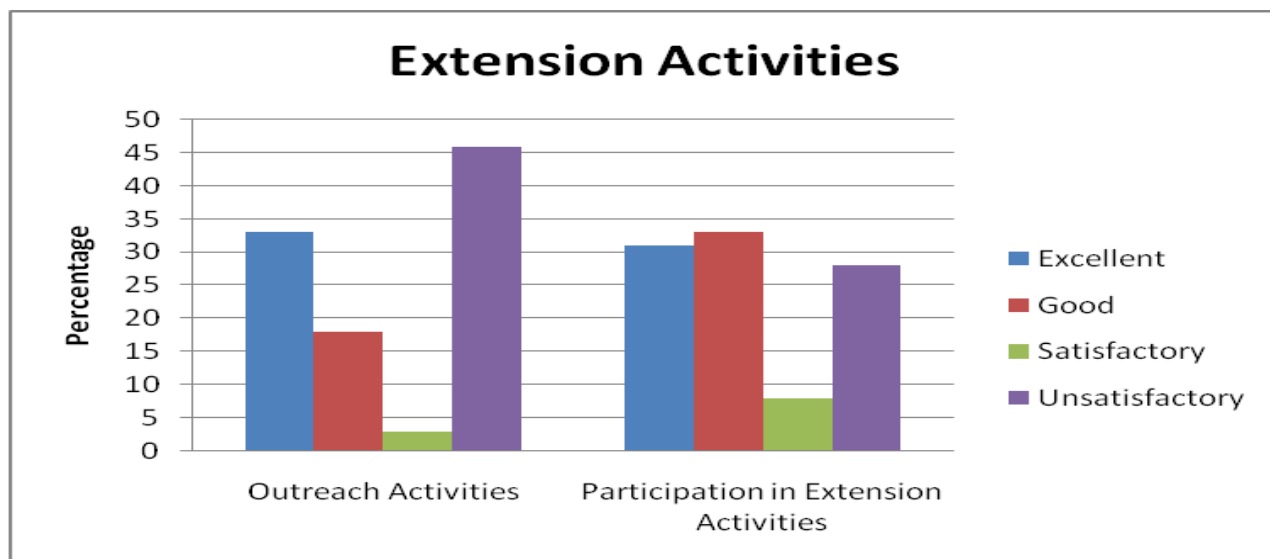
Total Number of Students : 39



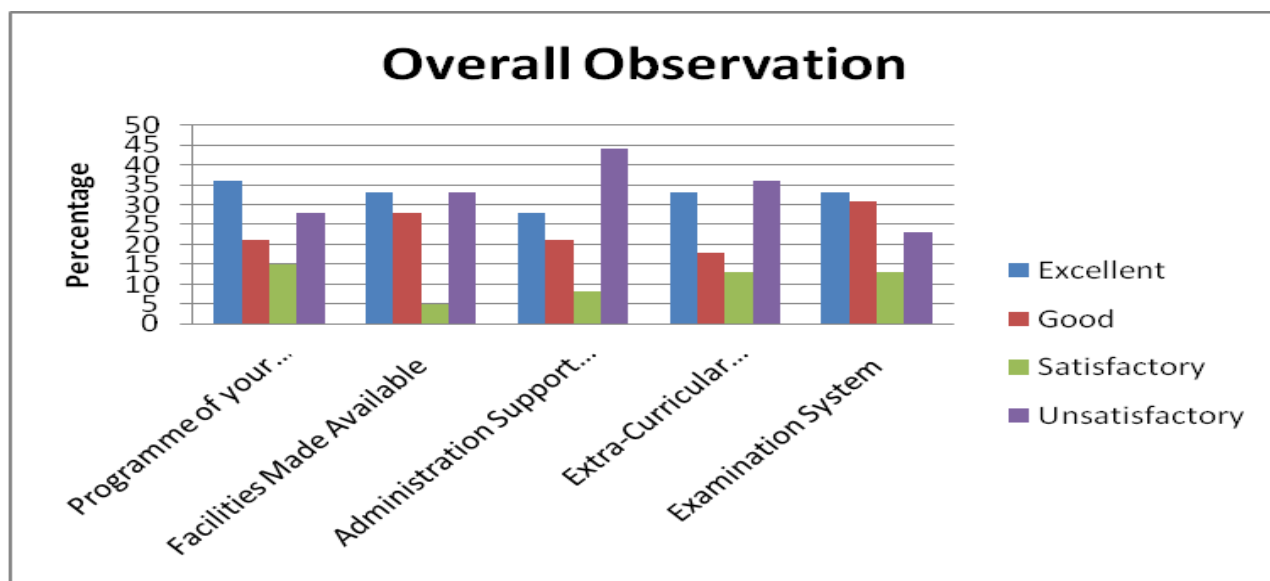
Academic Facilities								
	Syllabus Content	Coverage of Syllabus	Teaching Method	Laboratory Facilities	Teacher Guidance and Counselling	Conduct of CFA Tests / ESE	Staff-Student Relationship	CFA: ESE Weightage
Excellent	46	49	54	41	36	38	44	46
Good	18	28	21	23	41	31	8	36
Satisfactory	18	15	21	23	21	13	15	10
Unsatisfactory	18	8	5	13	3	18	33	8



Campus Facilities									
	Classroom	Internet Browsing	Resource centre	Hostel	Recreation	Health Care	General Library	Department Library	Extracurricular
Excellent	49	36	31	28	31	36	33	36	31
Good	33	10	38	41	31	33	26	38	23
Satisfactory	13	21	18	5	10	5	13	10	13
Unsatisfactory	5	33	13	26	28	26	28	15	33



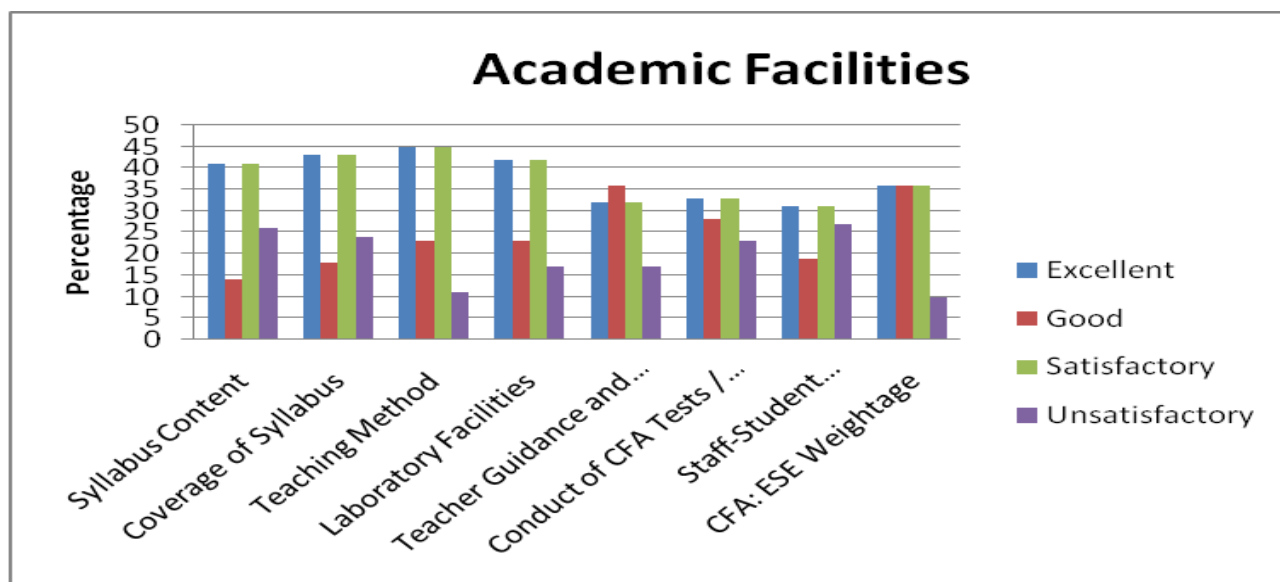
Extension Activities		
	Outreach Activities	Participation in Extension Activities
Excellent	33	31
Good	18	33
Satisfactory	3	8
Unsatisfactory	46	28



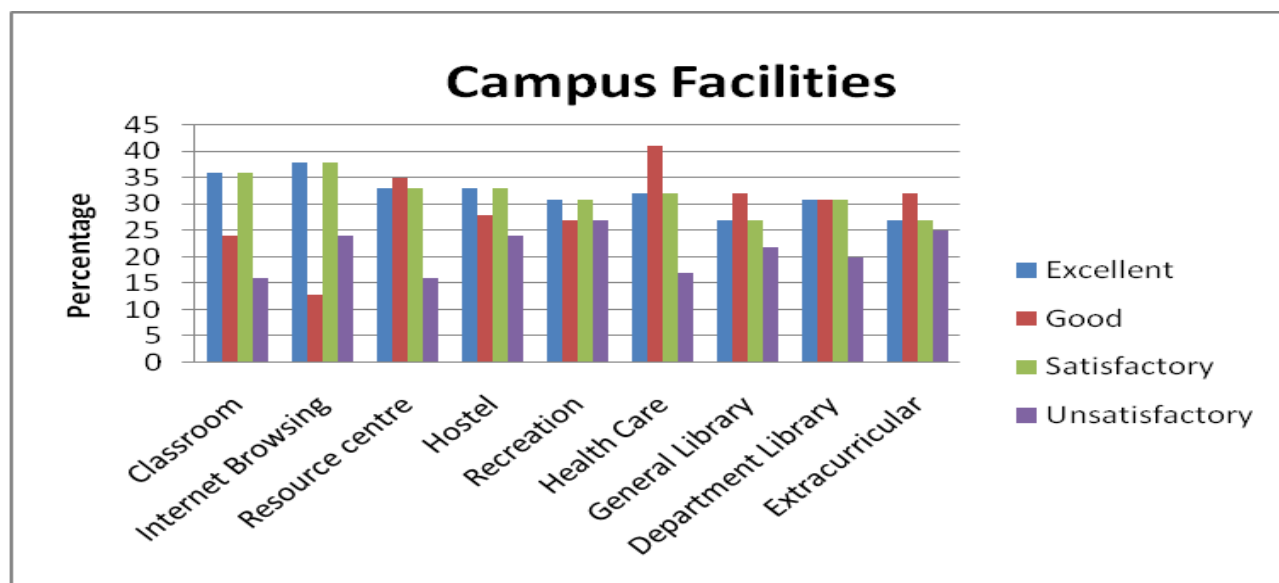
	Overall Observation				
	Programme of your Study	Facilities Made Available	Administration Support Given	Extra-Curricular Activities Provided	Examination System
Excellent	36	33	28	33	33
Good	21	28	21	18	31
Satisfactory	15	5	8	13	13
Unsatisfactory	28	33	44	36	23

1.4.1 Students Feedback Form (Tamil – year wise from (2015-2016))

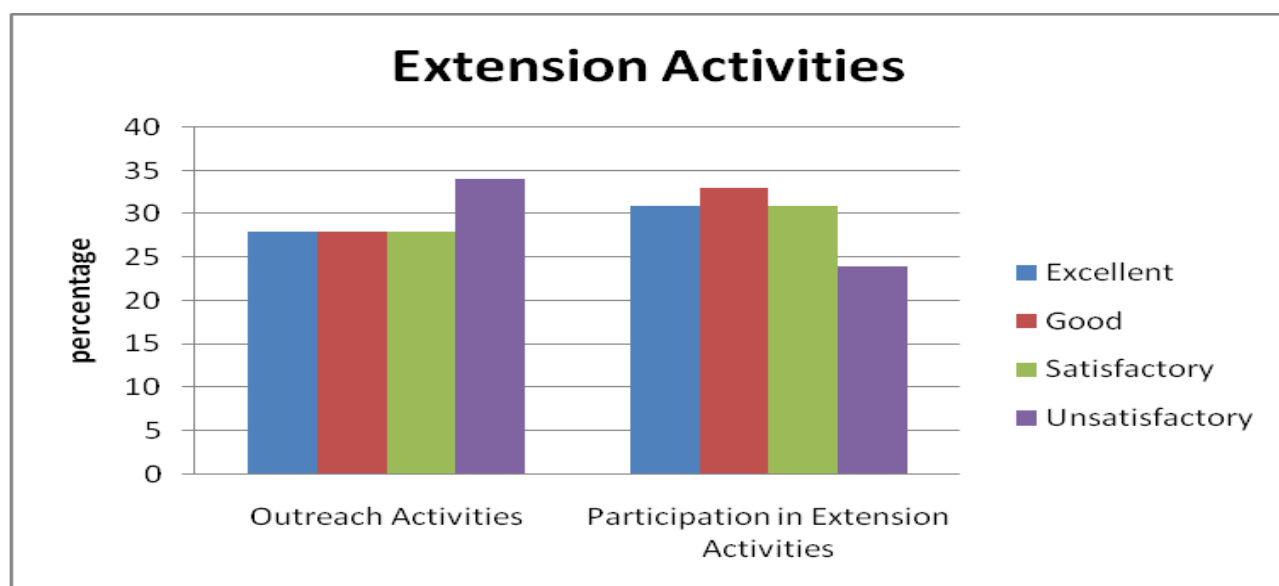
Total Number of Students : 88



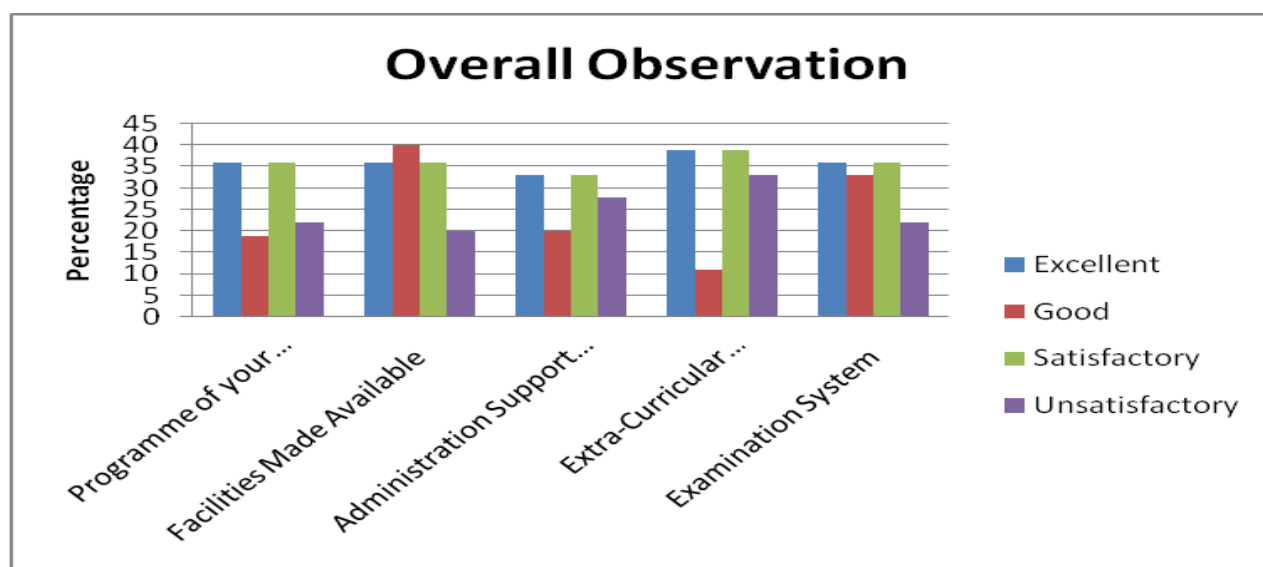
	Academic Facilities							
	Syllabus Content	Coverage of Syllabus	Teaching Method	Laboratory Facilities	Teacher Guidance and Counselling	Conduct of CFA Tests / ESE	Staff-Student Relationship	CFA: ESE Weightage
Excellent	41	43	45	42	32	33	31	36
Good	14	18	23	23	36	28	19	36
Satisfactory	41	43	45	42	32	33	31	36
Unsatisfactory	26	24	11	17	17	23	27	10



Campus Facilities									
	Classro om	Internet Browsin g	Resourc e centre	Host el	Recreatio n	Healt h Care	Gener al Library	Departme nt Library	Extracurricul ar
Excellent	36	38	33	33	31	32	27	31	27
Good	24	13	35	28	27	41	32	31	32
Satisfactory	36	38	33	33	31	32	27	31	27
Unsatisfactory	16	24	16	24	27	17	22	20	25



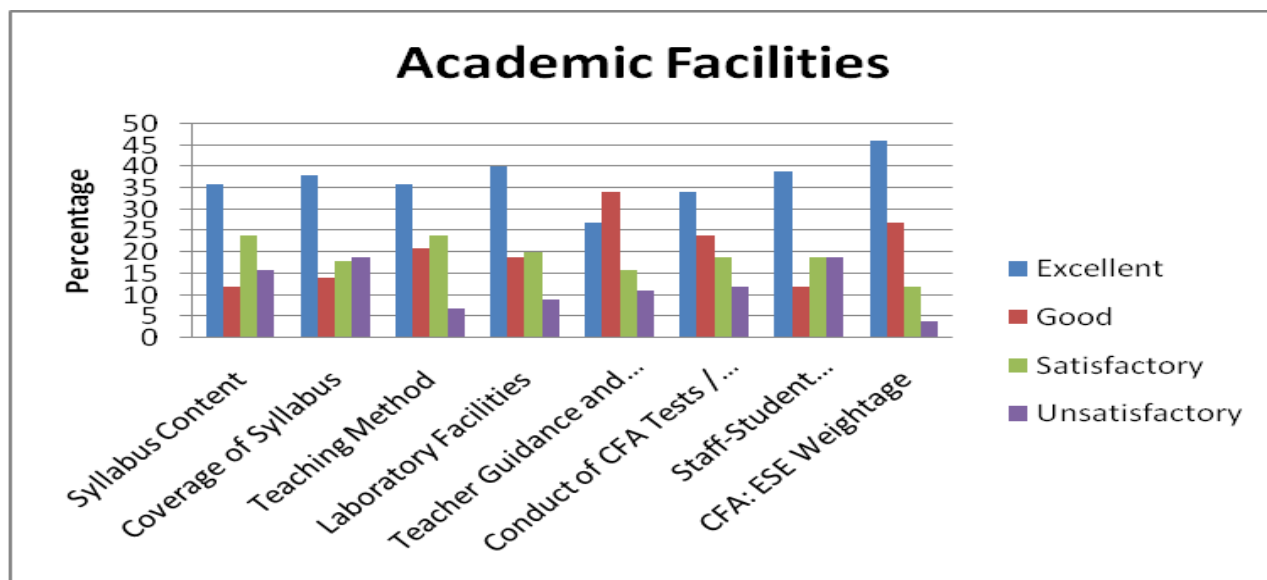
Extension Activities		
	Outreach Activities	Participation in Extension Activities
Excellent	28	31
Good	28	33
Satisfactory	28	31
Unsatisfactory	34	24



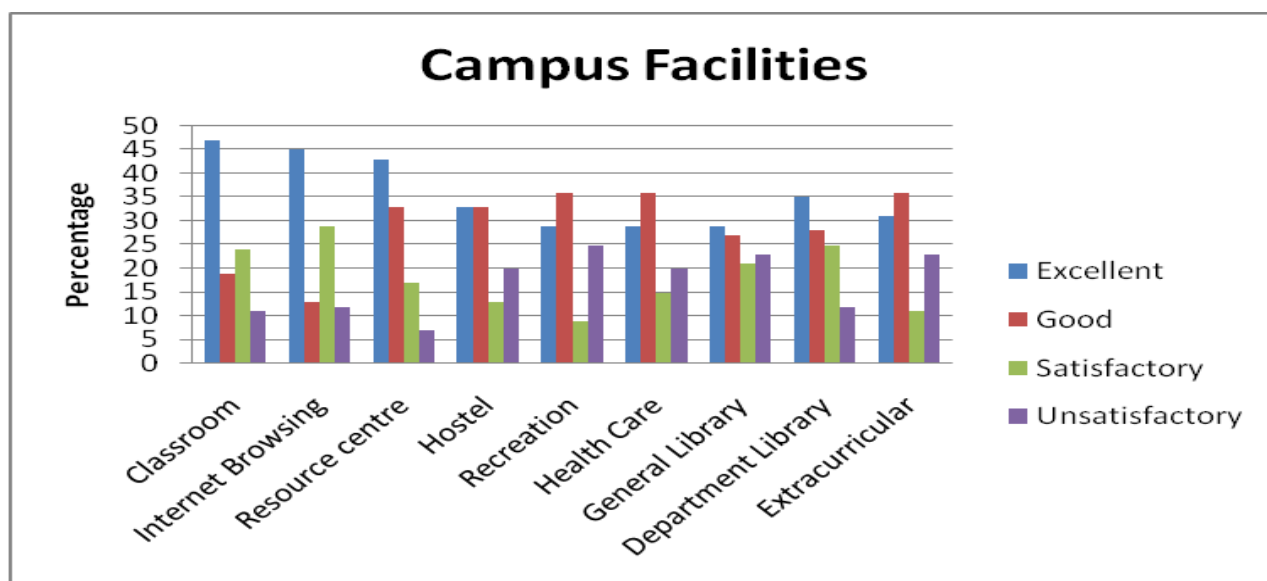
	Overall Observation				
	Programme of your Study	Facilities Made Available	Administration Support Given	Extra-Curricular Activities Provided	Examination System
Excellent	36	36	33	39	36
Good	19	40	20	11	33
Satisfactory	36	36	33	39	36
Unsatisfactory	22	20	28	33	22

1.4.1 Students Feedback Form (Biotechnology – year wise from (2015-2016))

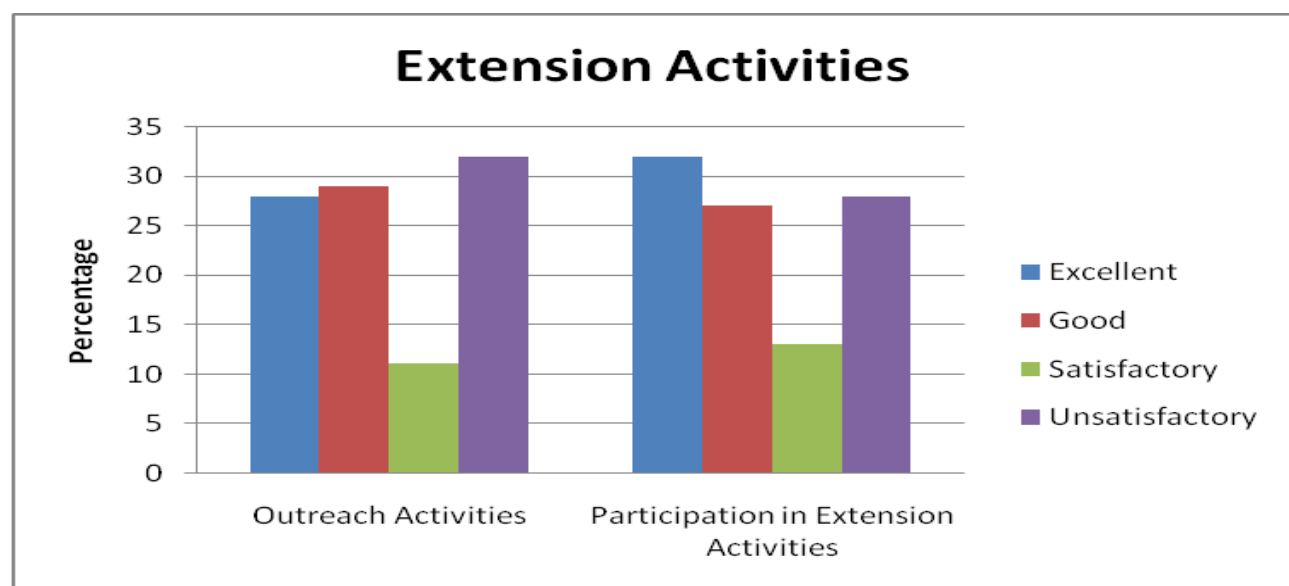
Total Number of Students : 75



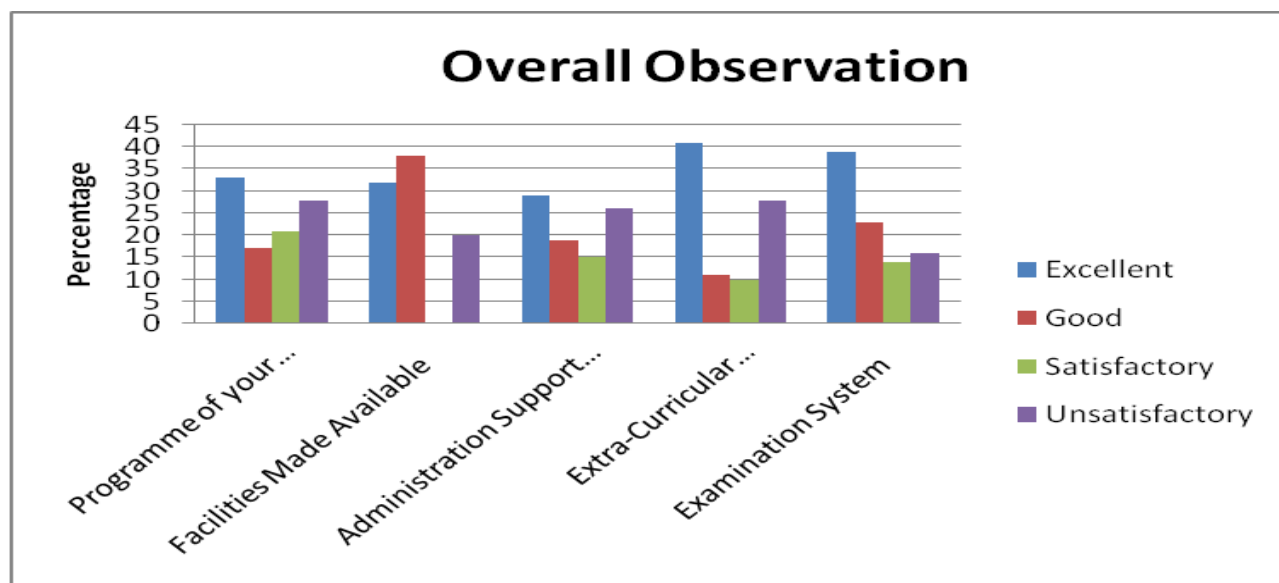
	Academic Facilities							
	Syllabus Content	Coverage of Syllabus	Teaching Method	Laboratory Facilities	Teacher Guidance and Counselling	Conduct of CFA Tests / ESE	Staff-Student Relationship	CFA: ESE Weightage
Excellent	36	38	36	40	27	34	39	46
Good	12	14	21	19	34	24	12	27
Satisfactory	24	18	24	20	16	19	19	12
Unsatisfactory	16	19	7	9	11	12	19	4



Campus Facilities									
	Classro om	Internet Browsin g	Resourc e centre	Host el	Recreatio n	Healt h Care	Gener al Library	Departme nt Library	Extracurricul ar
Excellent	47	45	43	33	29	29	29	35	31
Good	19	13	33	33	36	36	27	28	36
Satisfactory	24	29	17	13	9	15	21	25	11
Unsatisfactory	11	12	7	20	25	20	23	12	23



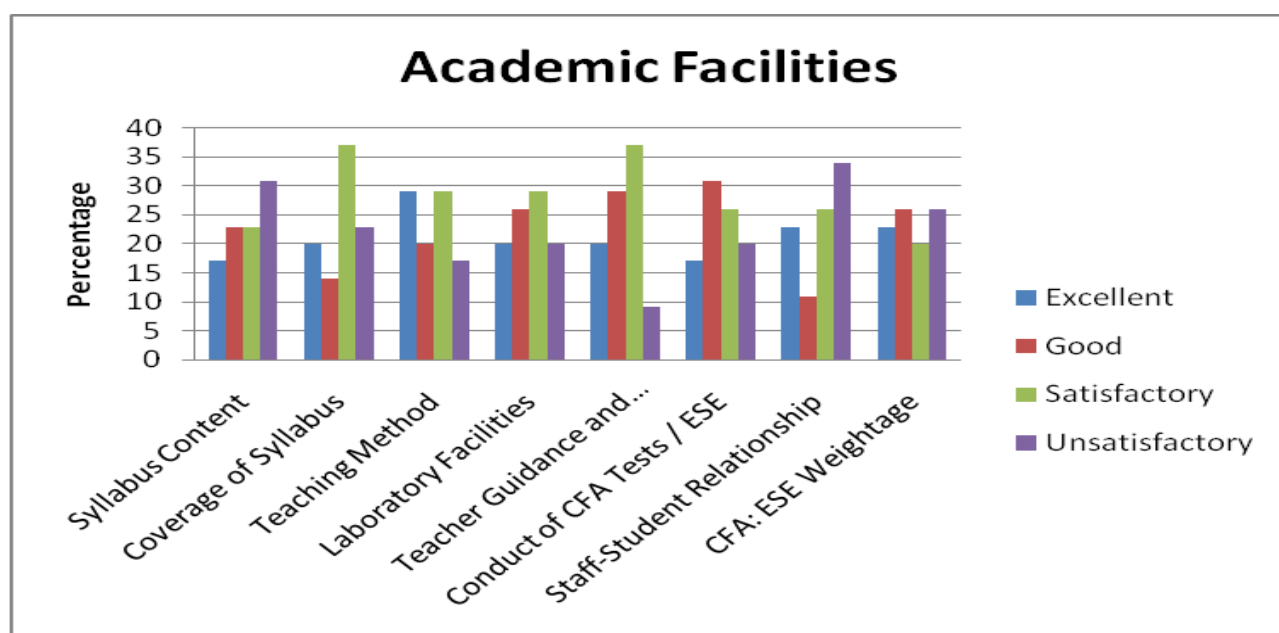
	Extension Activities	
	Outreach Activities	Participation in Extension Activities
Excellent	28	32
Good	29	27
Satisfactory	11	13
Unsatisfactory	32	28



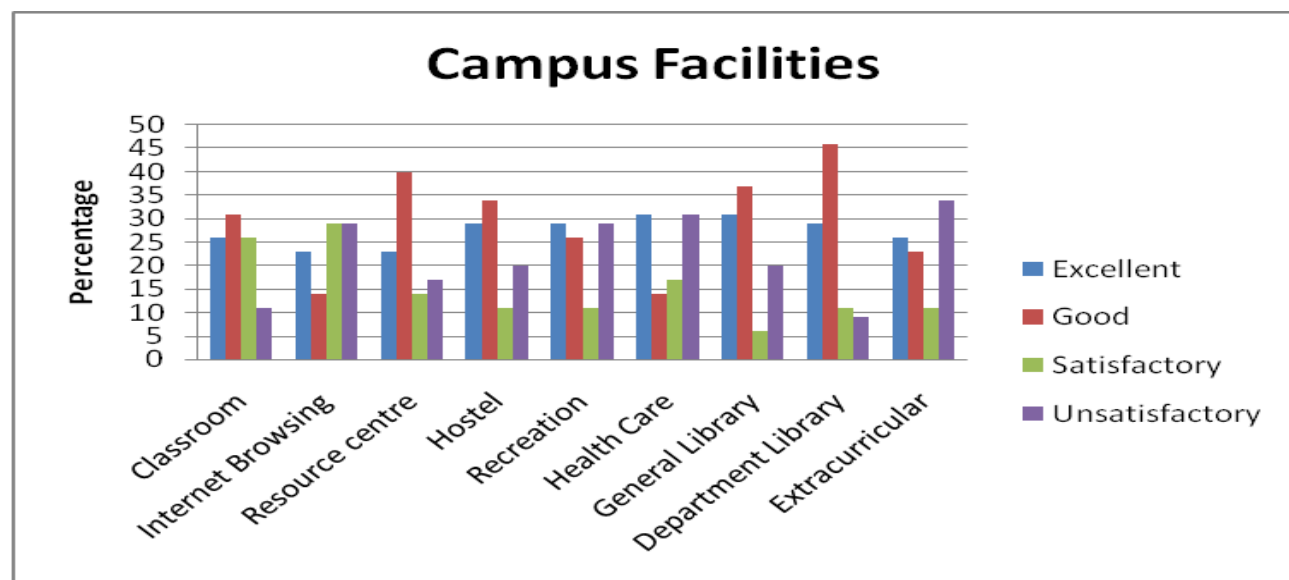
Overall Observation					
	Programme of your Study	Facilities Made Available	Administration Support Given	Extra-Curricular Activities Provided	Examination System
Excellent	33	32	29	41	39
Good	17	38	19	11	23
Satisfactory	21	0	15	10	14
Unsatisfactory	28	20	26	28	16

1.4.1 Students Feedback Form (Food Science and Nutrition – year wise from (2015-2016))

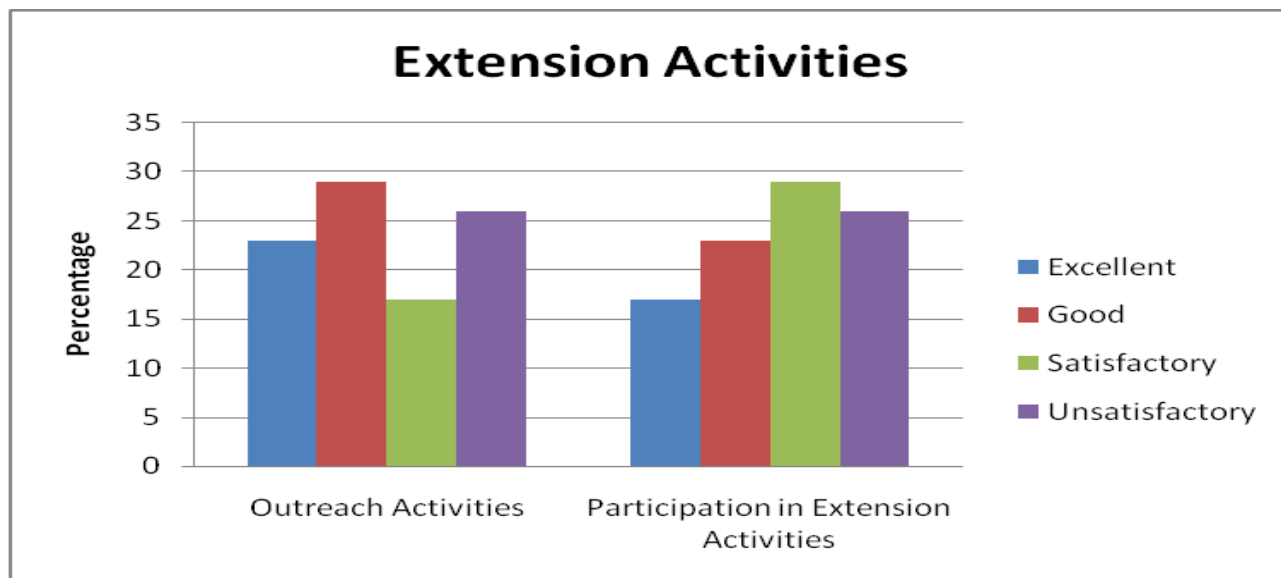
Total Number of Students : 33



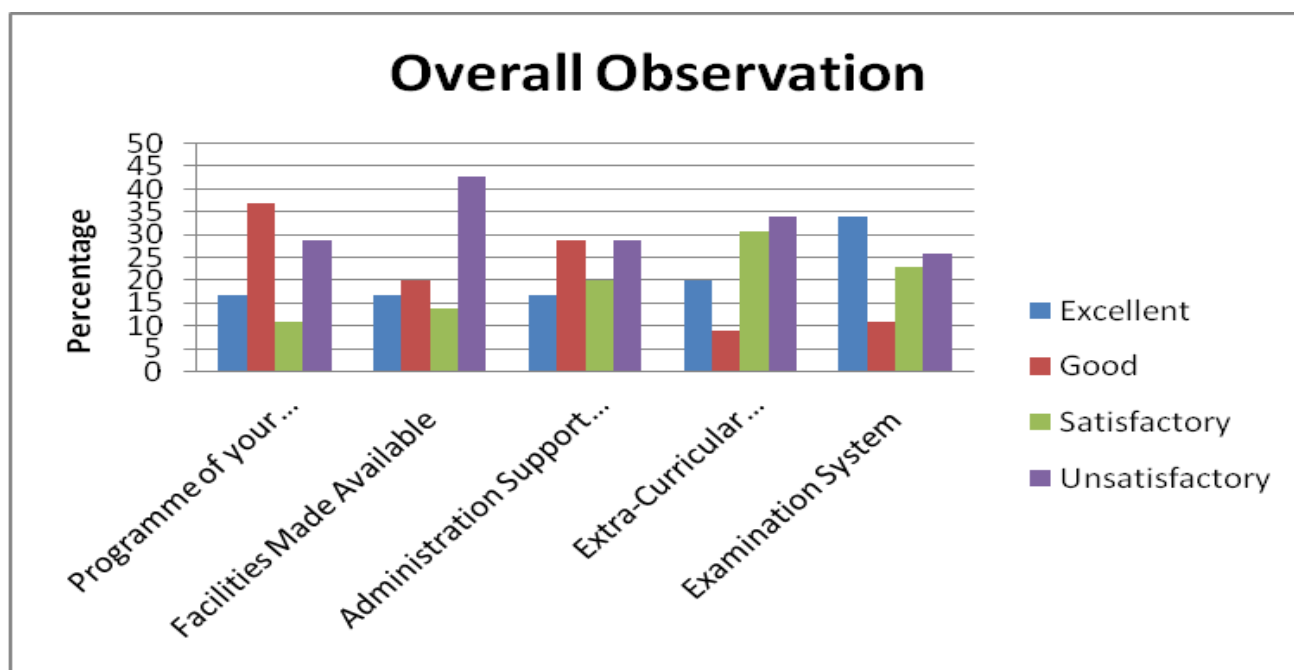
Academic Facilities								
	Syllabus Content	Coverage of Syllabus	Teaching Method	Laboratory Facilities	Teacher Guidance and Counselling	Conduct of CFA Tests / ESE	Staff-Student Relationship	CFA: ESE Weightage
Excellent	17	20	29	20	20	17	23	23
Good	23	14	20	26	29	31	11	26
Satisfactory	23	37	29	29	37	26	26	20
Unsatisfactory	31	23	17	20	9	20	34	26



Campus Facilities									
	Classroom	Internet Browsing	Resource centre	Hostel	Recreation	Health Care	General Library	Department Library	Extracurricular
Excellent	26	23	23	29	29	31	31	29	26
Good	31	14	40	34	26	14	37	46	23
Satisfactory	26	29	14	11	11	17	6	11	11
Unsatisfactory	11	29	17	20	29	31	20	9	34



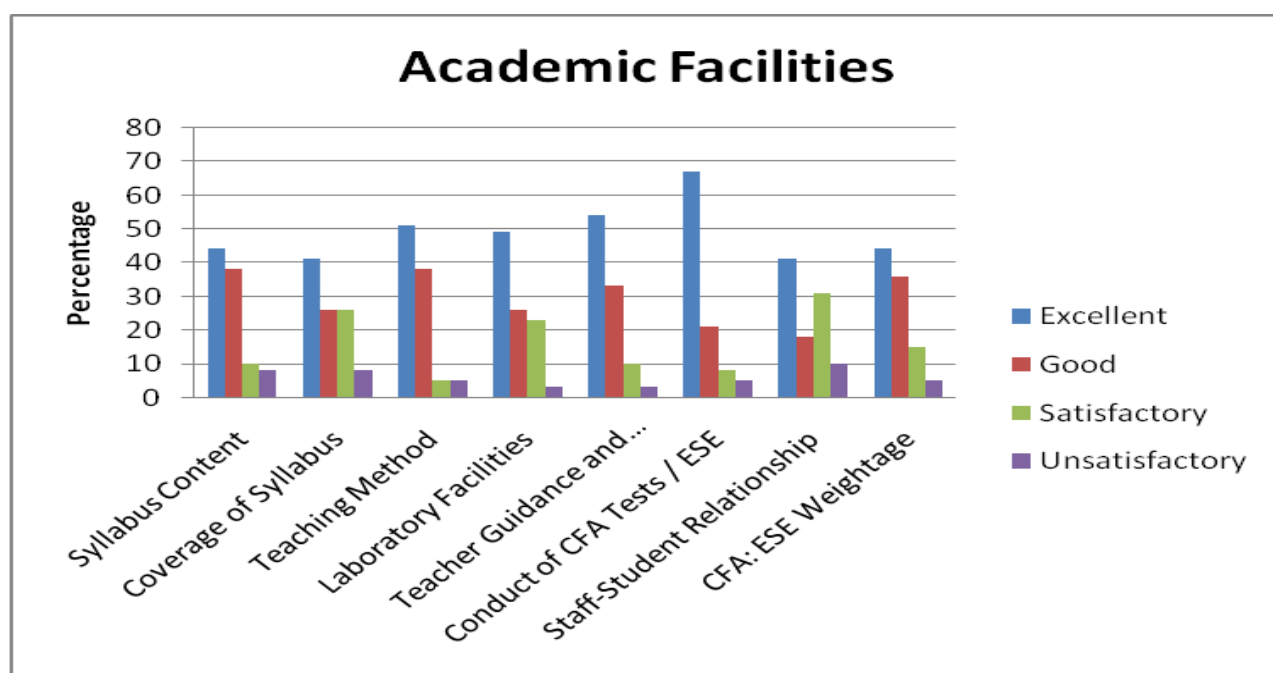
Extension Activities		
	Outreach Activities	Participation in Extension Activities
Excellent	23	17
Good	29	23
Satisfactory	17	29
Unsatisfactory	26	26



Overall Observation					
	Programme of your Study	Facilities Made Available	Administration Support Given	Extra-Curricular Activities Provided	Examination System
Excellent	17	17	17	20	34
Good	37	20	29	9	11
Satisfactory	11	14	20	31	23
Unsatisfactory	29	43	29	34	26

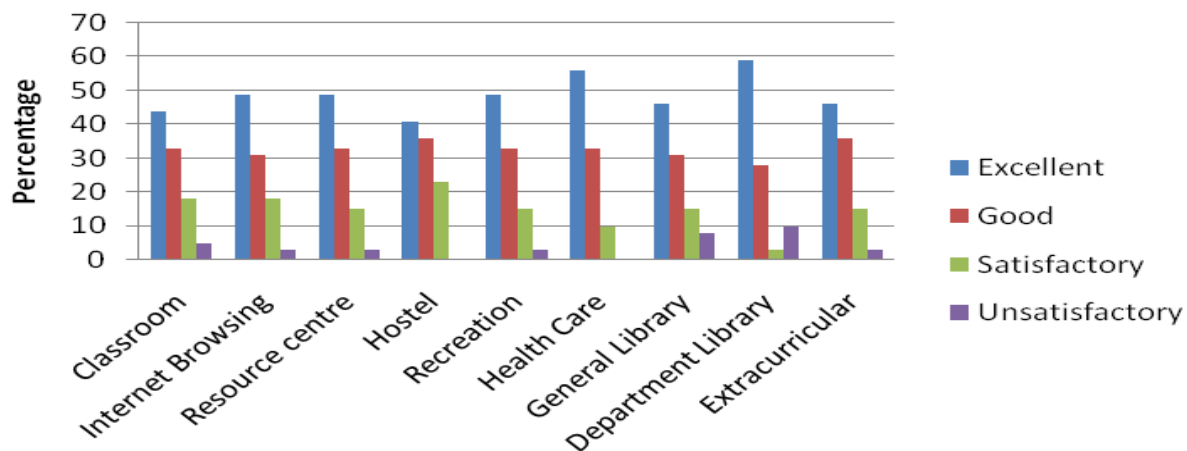
1.4.1 Students Feedback Form (Biochemistry – year wise from (2015-2016))

Total Number of Students : 39



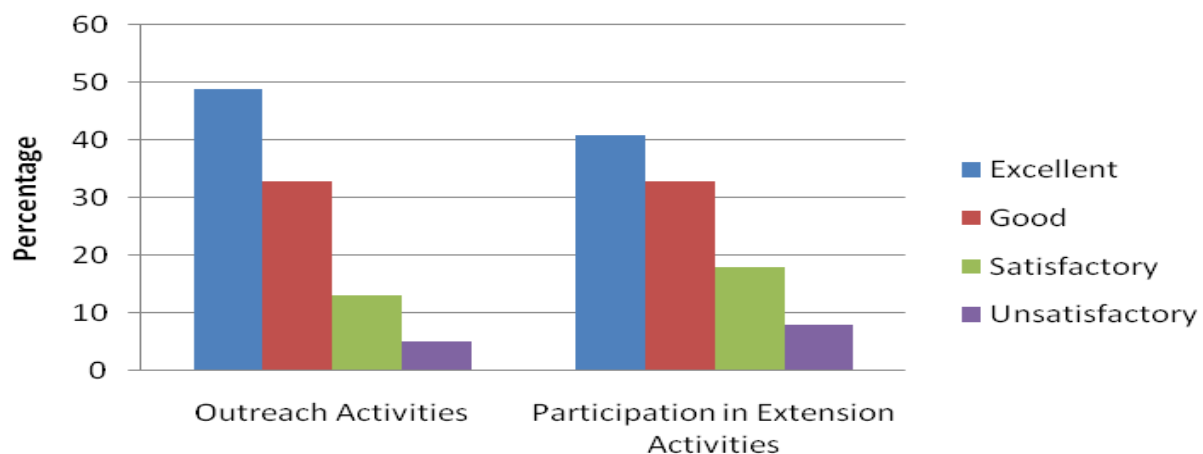
Academic Facilities								
	Syllabus Content	Coverage of Syllabus	Teaching Method	Laboratory Facilities	Teacher Guidance and Counselling	Conduct of CFA Tests / ESE	Staff-Student Relationship	CFA: ESE Weightage
Excellent	44	41	51	49	54	67	41	44
Good	38	26	38	26	33	21	18	36
Satisfactory	10	26	5	23	10	8	31	15
Unsatisfactory	8	8	5	3	3	5	10	5

Campus Facilities

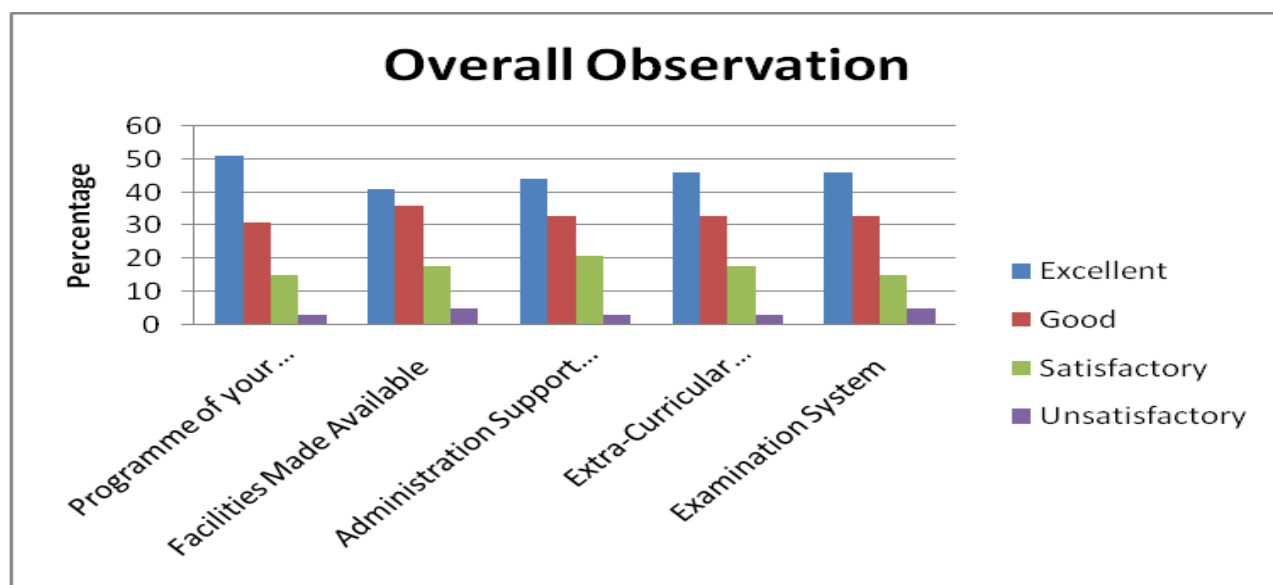


Campus Facilities									
	Classr oom	Internet Browsin g	Resourc e centre	Host el	Recreatio n	Healt h Care	Gener al Library	Departme nt Library	Extracurricul ar
Excellent	44	49	49	41	49	56	46	59	46
Good	33	31	33	36	33	33	31	28	36
Satisfactory	18	18	15	23	15	10	15	3	15
Unsatisfactory	5	3	3	0	3	0	8	10	3

Extension Activities



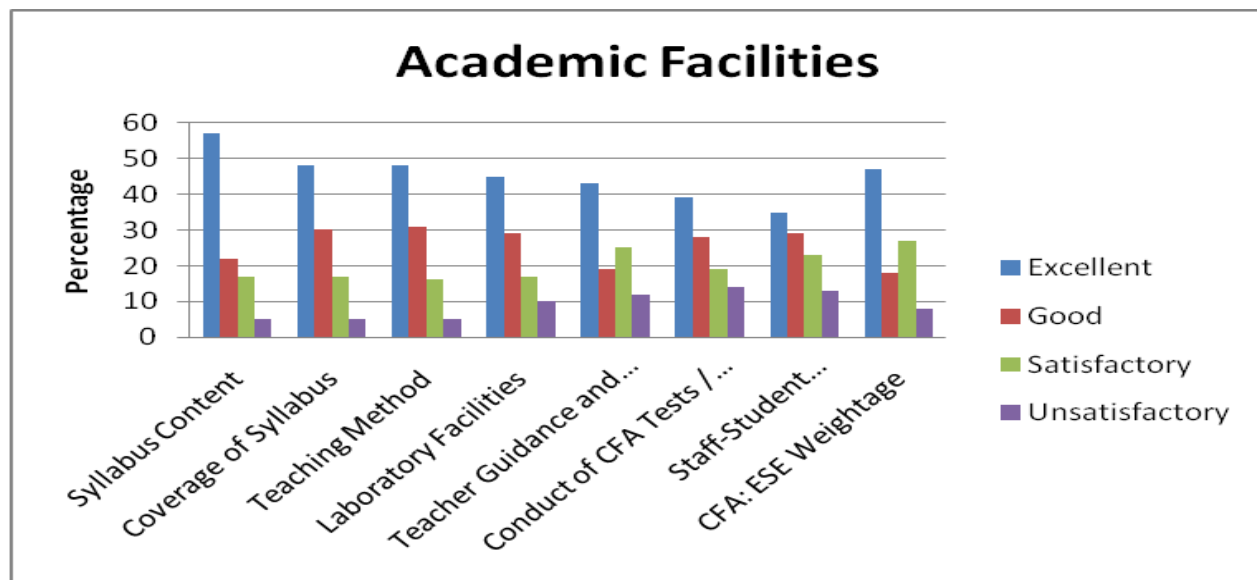
	Extension Activities	
	Outreach Activities	Participation in Extension Activities
Excellent	49	41
Good	33	33
Satisfactory	13	18
Unsatisfactory	5	8



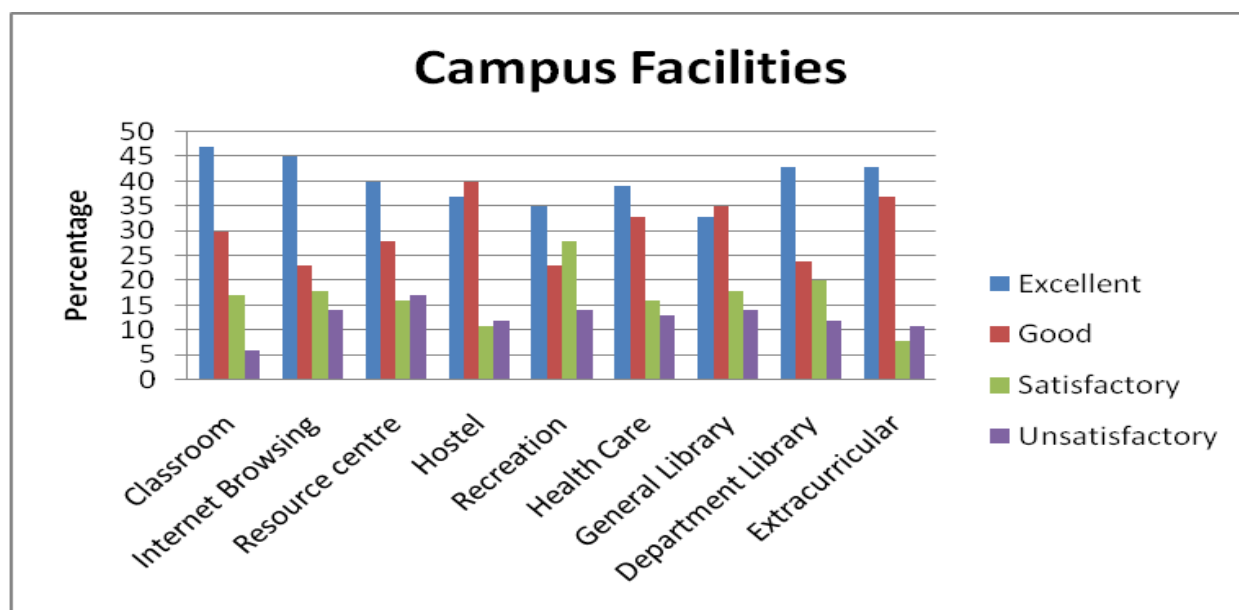
	Overall Observation				
	Programme of your Study	Facilities Made Available	Administration Support Given	Extra-Curricular Activities Provided	Examination System
Excellent	51	41	44	46	46
Good	31	36	33	33	33
Satisfactory	15	18	21	18	15
Unsatisfactory	3	5	3	3	5

1.4.1 Students Feedback Form (Chemistry – year wise from (2015-2016))

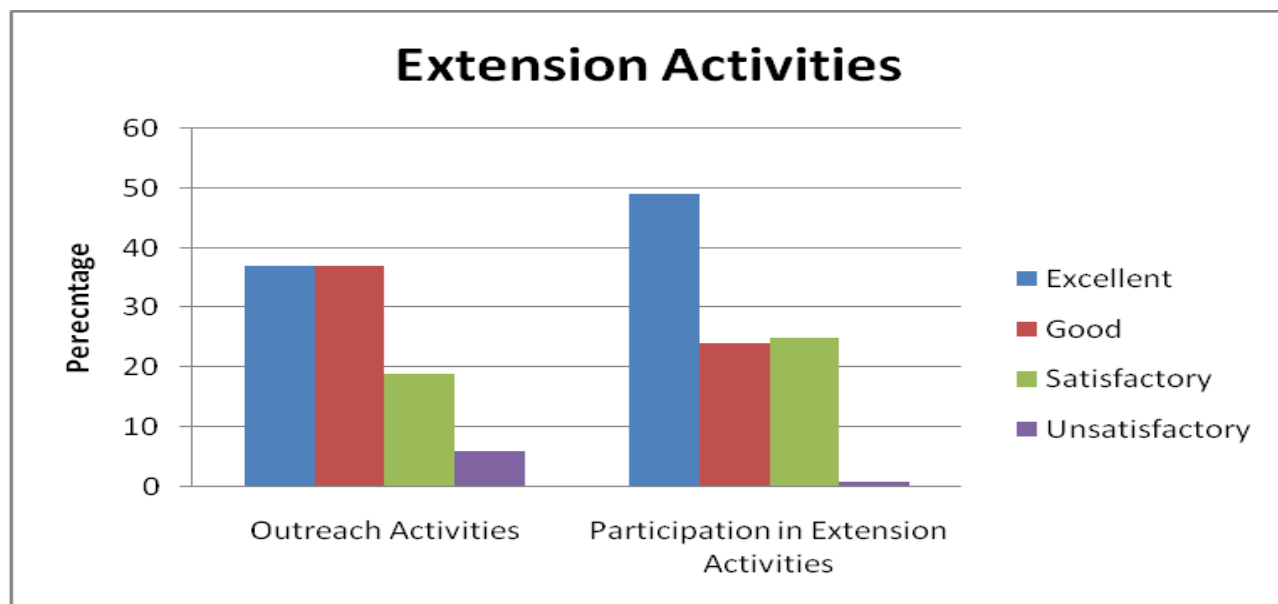
Total Number of Students : 83



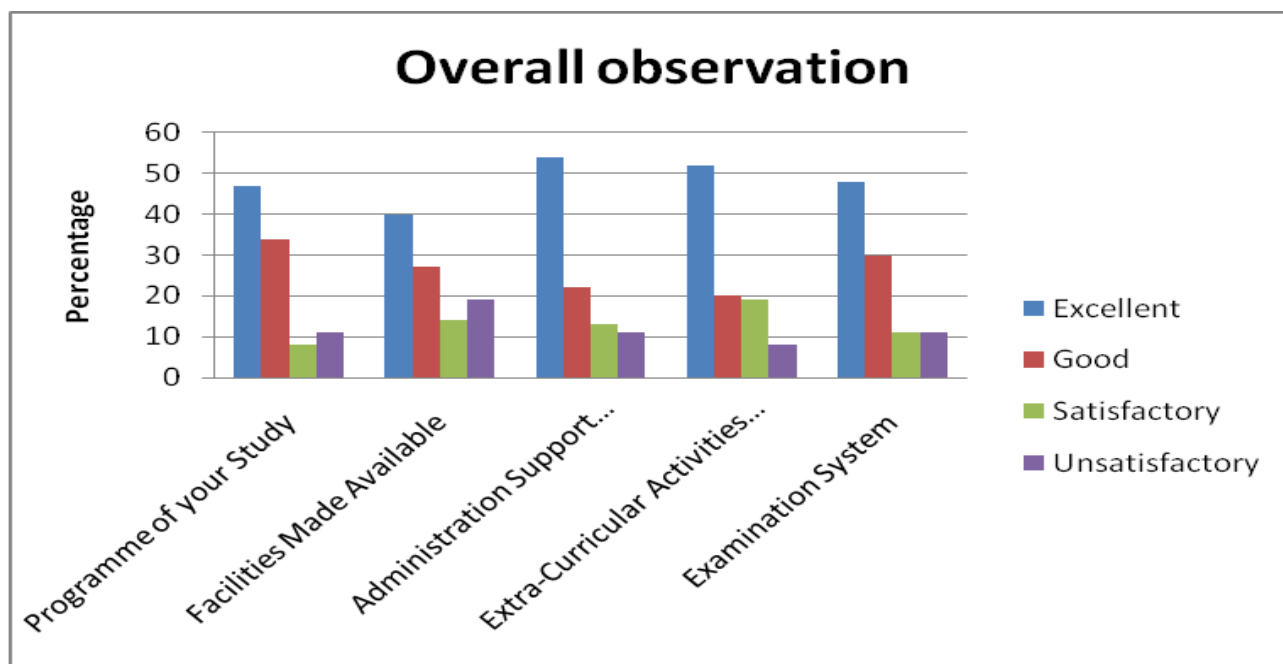
	Academic Facilities							
	Syllabus Content	Coverage of Syllabus	Teaching Method	Laboratory Facilities	Teacher Guidance and Counselling	Conduct of CFA Tests / ESE	Staff-Student Relationship	CFA: ESE Weightage
Excellent	57	48	48	45	43	39	35	47
Good	22	30	31	29	19	28	29	18
Satisfactory	17	17	16	17	25	19	23	27
Unsatisfactory	5	5	5	10	12	14	13	8



	Campus Facilities								
	Classroom	Internet Browsing	Resource centre	Hostel	Recreation	Health Care	General Library	Department Library	Extracurricular
Excellent	47	45	40	37	35	39	33	43	43
Good	30	23	28	40	23	33	35	24	37
Satisfactory	17	18	16	11	28	16	18	20	8
Unsatisfactory	6	14	17	12	14	13	14	12	11

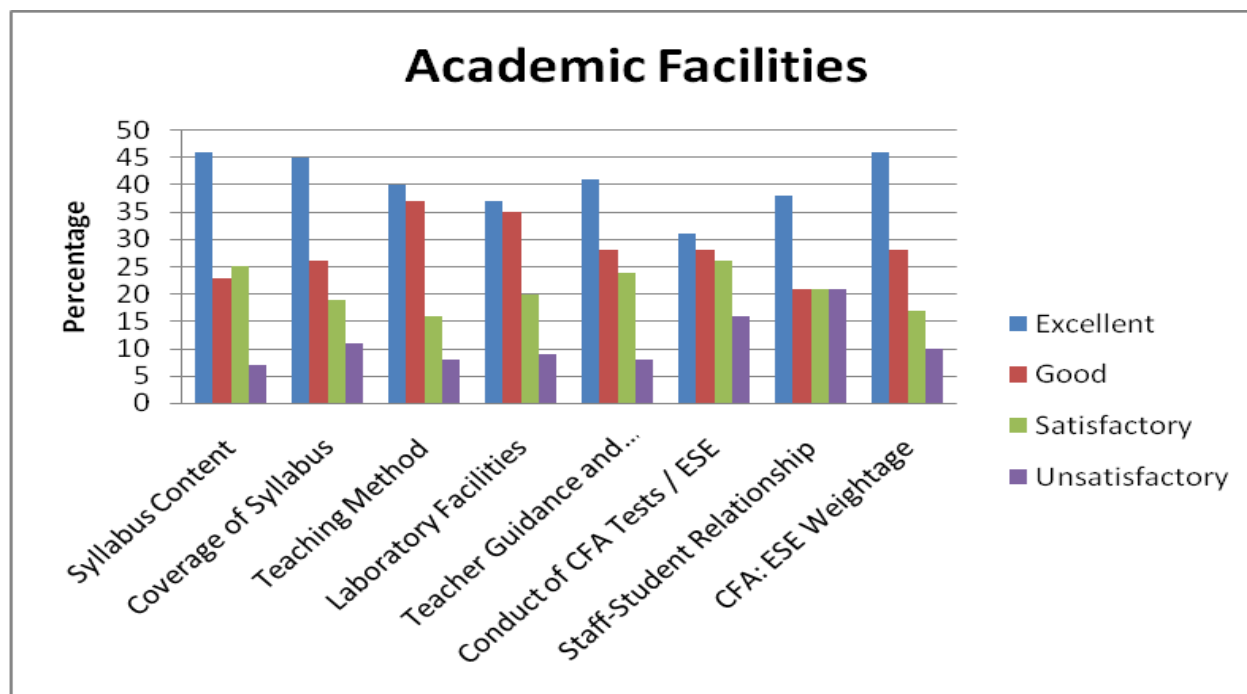


	Extension Activities	
	Outreach Activities	Participation in Extension Activities
Excellent	37	49
Good	37	24
Satisfactory	19	25
Unsatisfactory	6	1

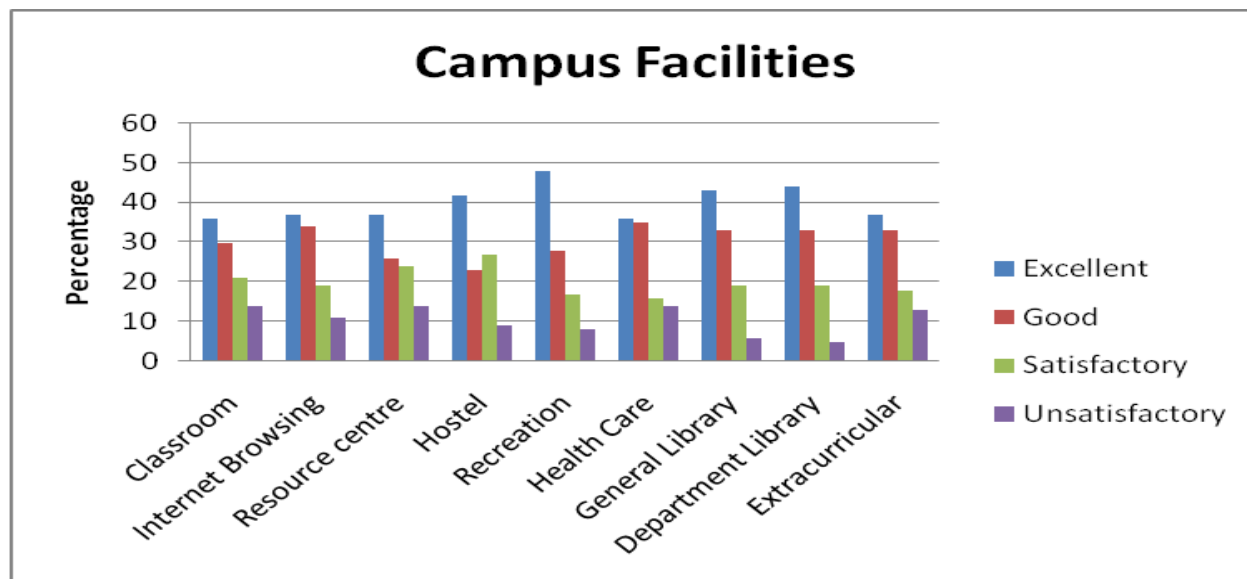


	Overall Observation				
	Programme of your Study	Facilities Made Available	Administration Support Given	Extra- Curricular Activities Provided	Examination System
Excellent	47	40	54	52	48
Good	34	27	22	20	30
Satisfactory	8	14	13	19	11
Unsatisfactory	11	19	11	8	11

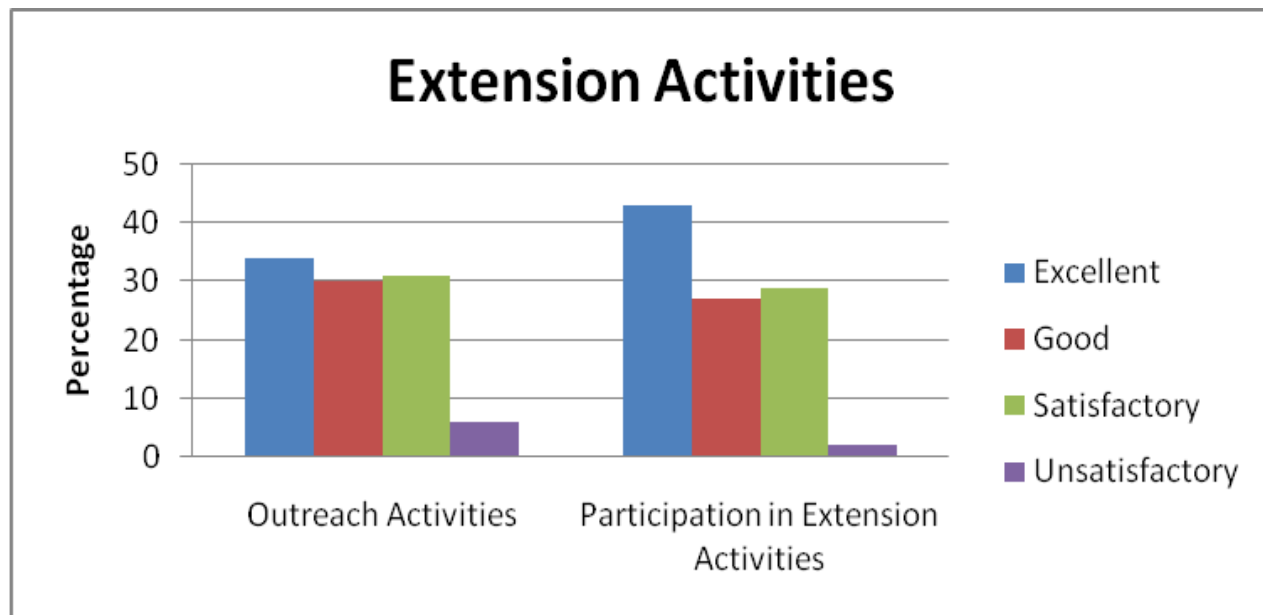
1.4.1 Students Feedback Form (Commerce – year wise from (2015-2016))
Total Number of Students : 101



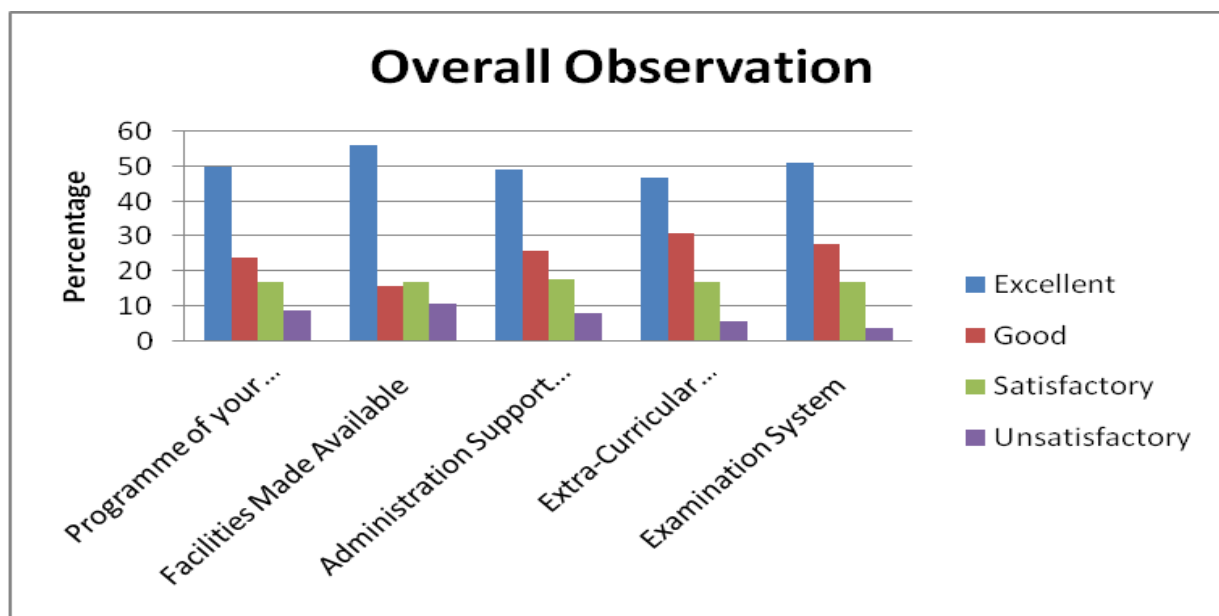
	Academic Facilities							
	Syllabus Content	Coverage of Syllabus	Teaching Method	Laboratory Facilities	Teacher Guidance and Counselling	Conduct of CFA Tests / ESE	Staff-Student Relationship	CFA: ESE Weightage
Excellent	46	45	40	37	41	31	38	46
Good	23	26	37	35	28	28	21	28
Satisfactory	25	19	16	20	24	26	21	17
Unsatisfactory	7	11	8	9	8	16	21	10



	Campus Facilities								
	Classroom	Internet Browsing	Resource centre	Hostel	Recreation	Health Care	General Library	Department Library	Extracurricular
Excellent	36	37	37	42	48	36	43	44	37
Good	30	34	26	23	28	35	33	33	33
Satisfactory	21	19	24	27	17	16	19	19	18
Unsatisfactory	14	11	14	9	8	14	6	5	13



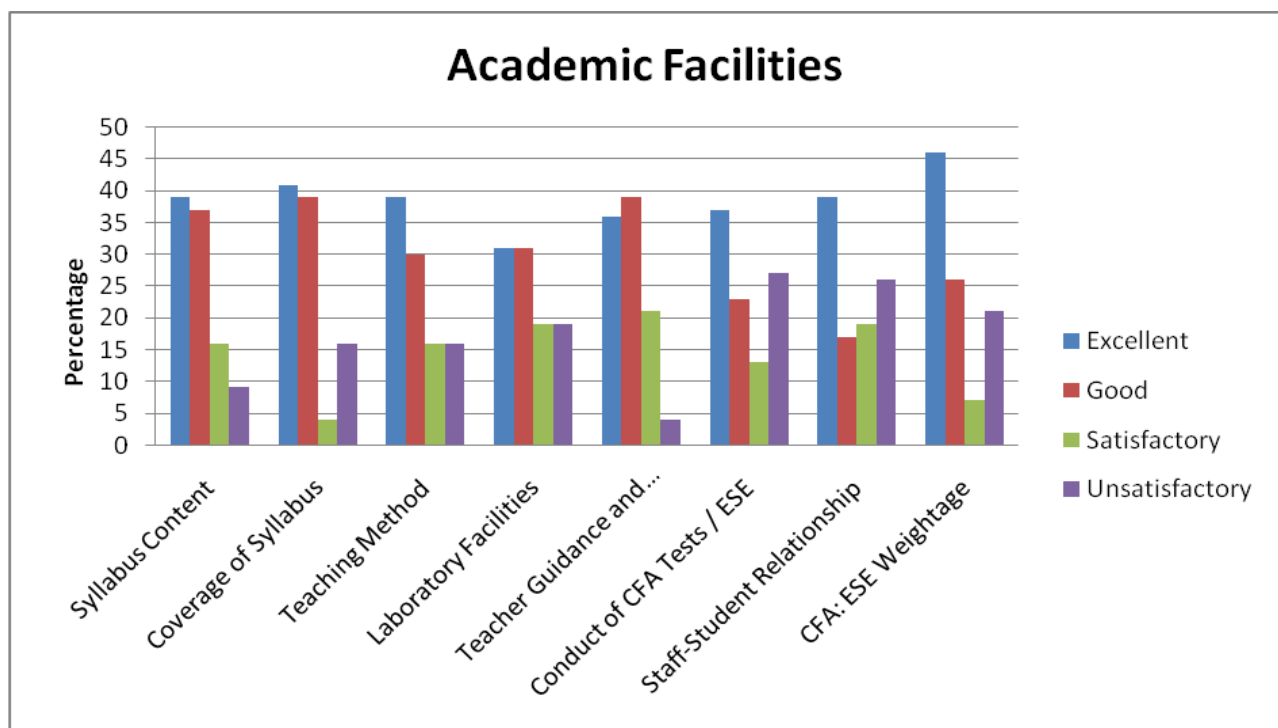
	Extension Activities	
	Outreach Activities	Participation in Extension Activities
Excellent	34	43
Good	30	27
Satisfactory	31	29
Unsatisfactory	6	2



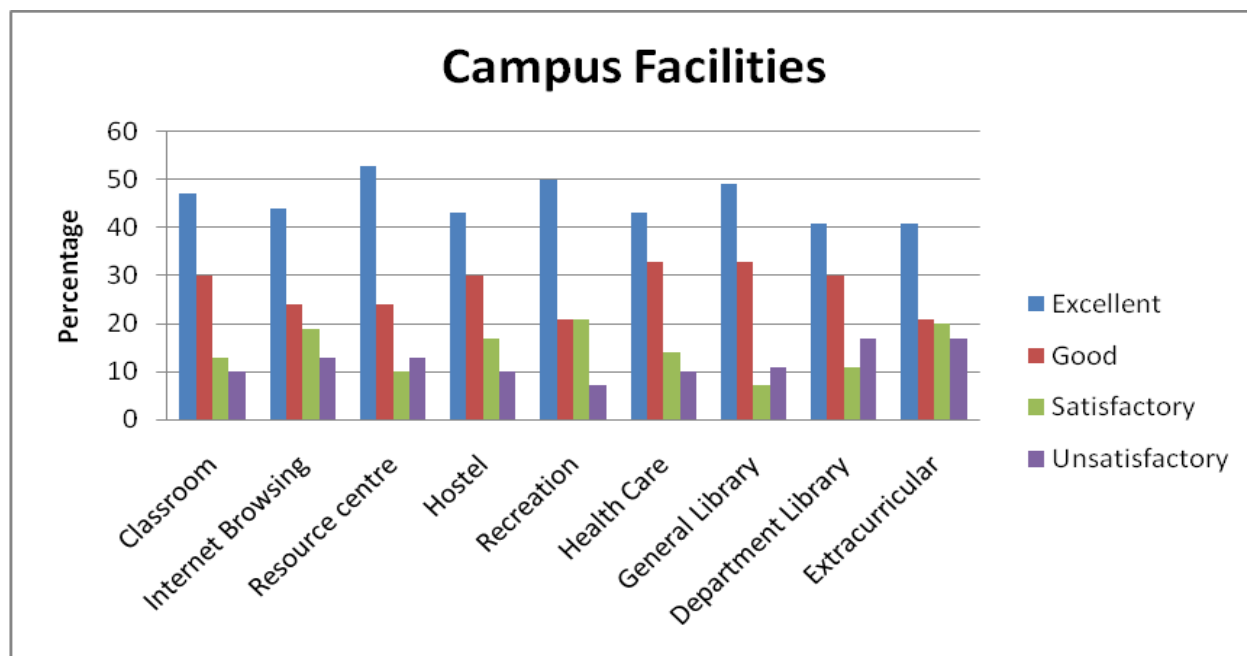
	Overall Observation				
	Programme of your Study	Facilities Made Available	Administration Support Given	Extra-Curricular Activities Provided	Examination System
Excellent	50	56	49	47	51
Good	24	16	26	31	28
Satisfactory	17	17	18	17	17
Unsatisfactory	9	11	8	6	4

1.4.1 Students Feedback Form (Microbiology – year wise from (2015-2016))

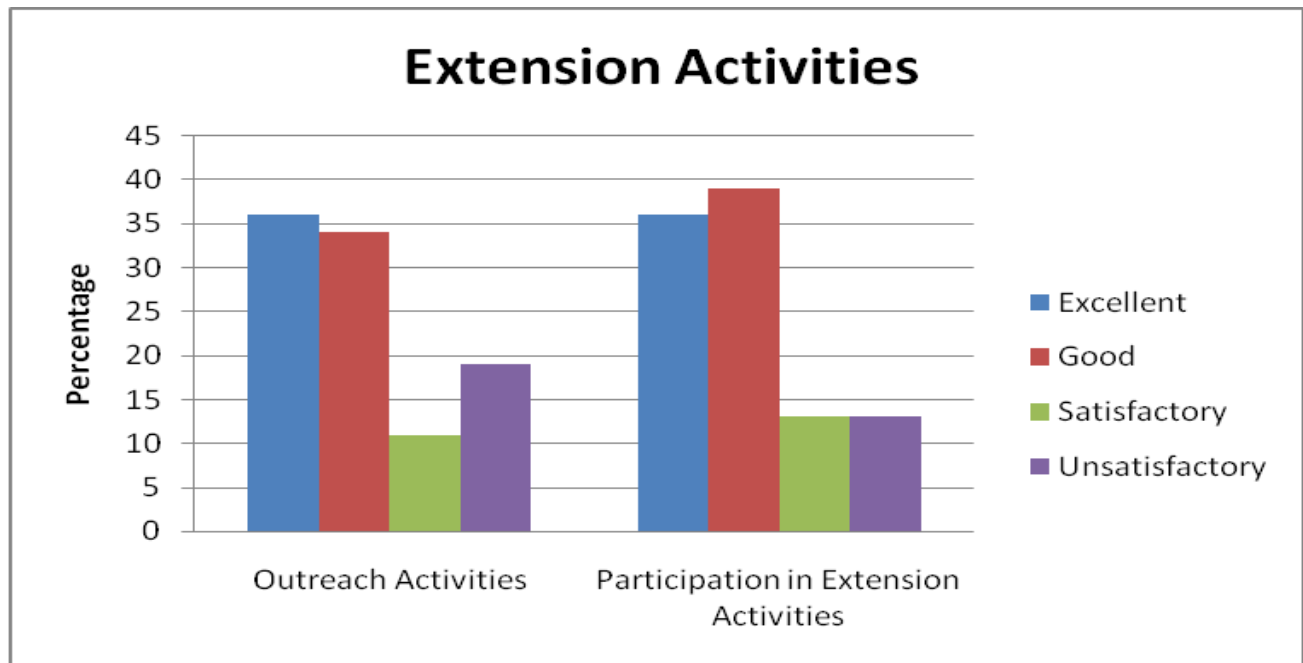
Total Number of Students : 70



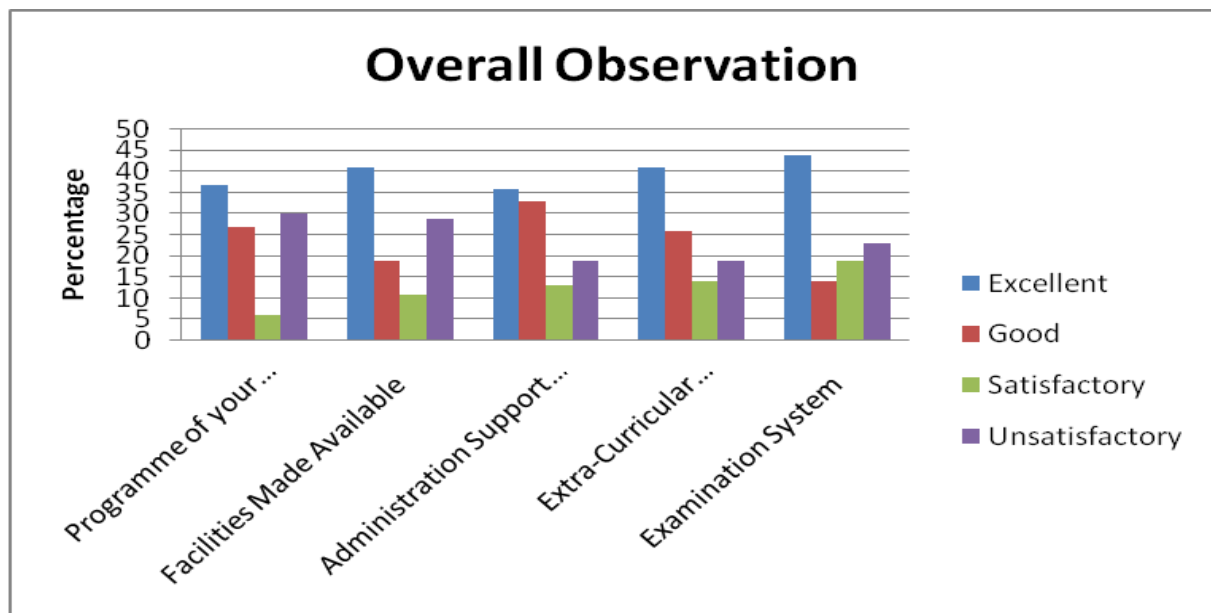
	Academic Facilities							
	Syllabus Content	Coverage of Syllabus	Teaching Method	Laboratory Facilities	Teacher Guidance and Counselling	Conduct of CFA Tests / ESE	Staff-Student Relationship	CFA: ESE Weightage
Excellent	39	41	39	31	36	37	39	46
Good	37	39	30	31	39	23	17	26
Satisfactory	16	4	16	19	21	13	19	7
Unsatisfactory	9	16	16	19	4	27	26	21



	Campus Facilities								
	Classroom	Internet Browsing	Resource centre	Hostel	Recreation	Health Care	General Library	Department Library	Extracurricular
Excellent	47	44	53	43	50	43	49	41	41
Good	30	24	24	30	21	33	33	30	21
Satisfactory	13	19	10	17	21	14	7	11	20
Unsatisfactory	10	13	13	10	7	10	11	17	17



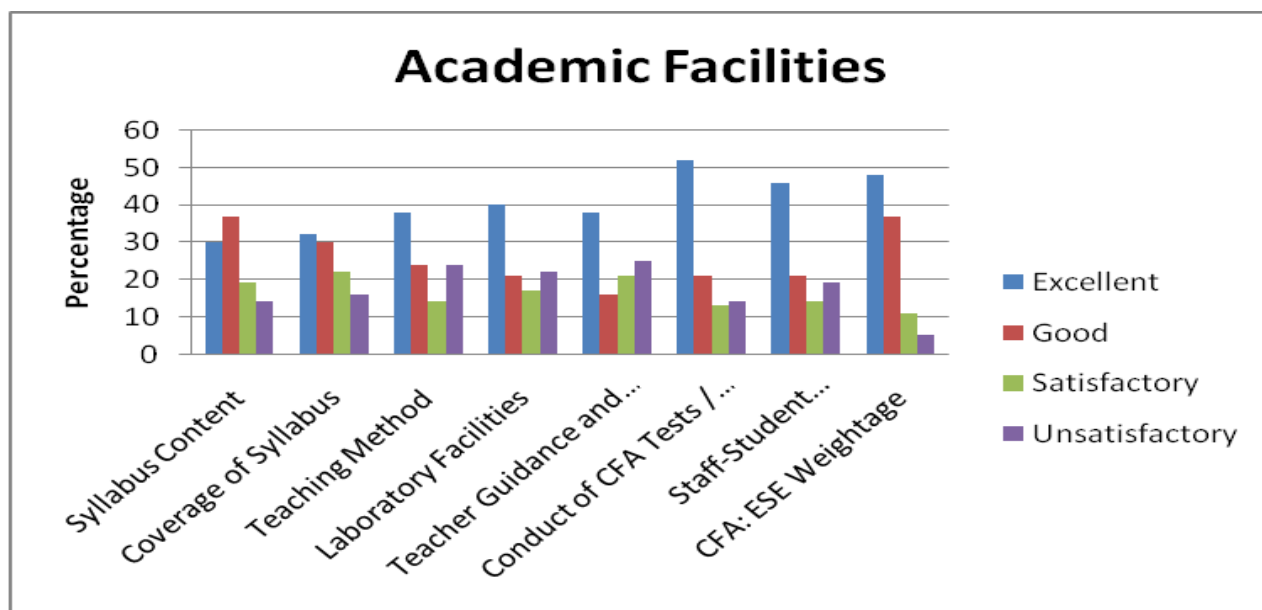
	Extension Activities	
	Outreach Activities	Participation in Extension Activities
Excellent	36	36
Good	34	39
Satisfactory	11	13
Unsatisfactory	19	13



	Overall Observation				
	Programme of your Study	Facilities Made Available	Administration Support Given	Extra-Curricular Activities Provided	Examination System
Excellent	37	41	36	41	44
Good	27	19	33	26	14
Satisfactory	6	11	13	14	19
Unsatisfactory	30	29	19	19	23

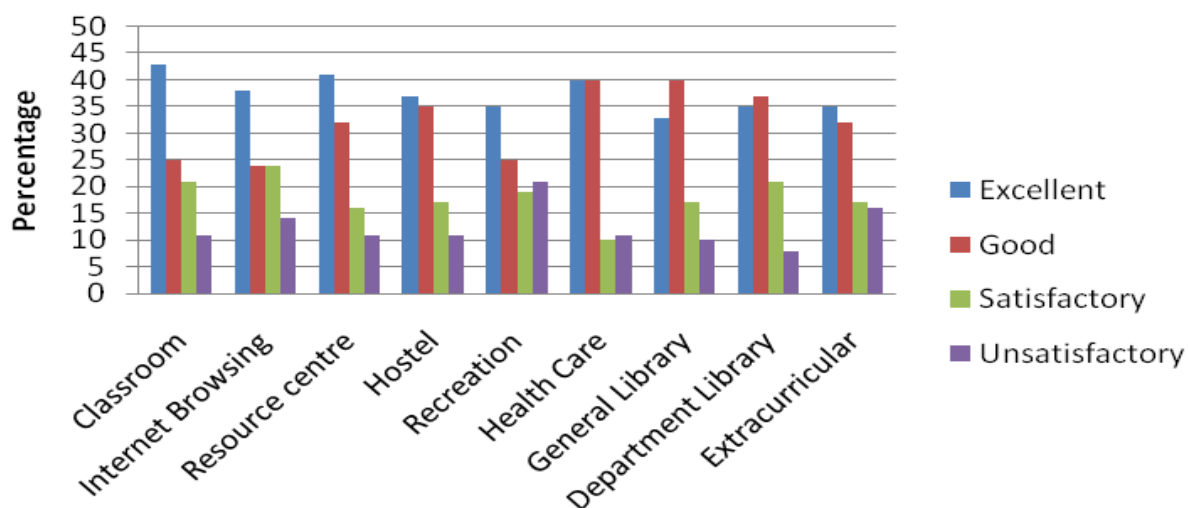
1.4.1 Students Feedback Form (English – year wise from (2015-2016))

Total Number of Students : 63



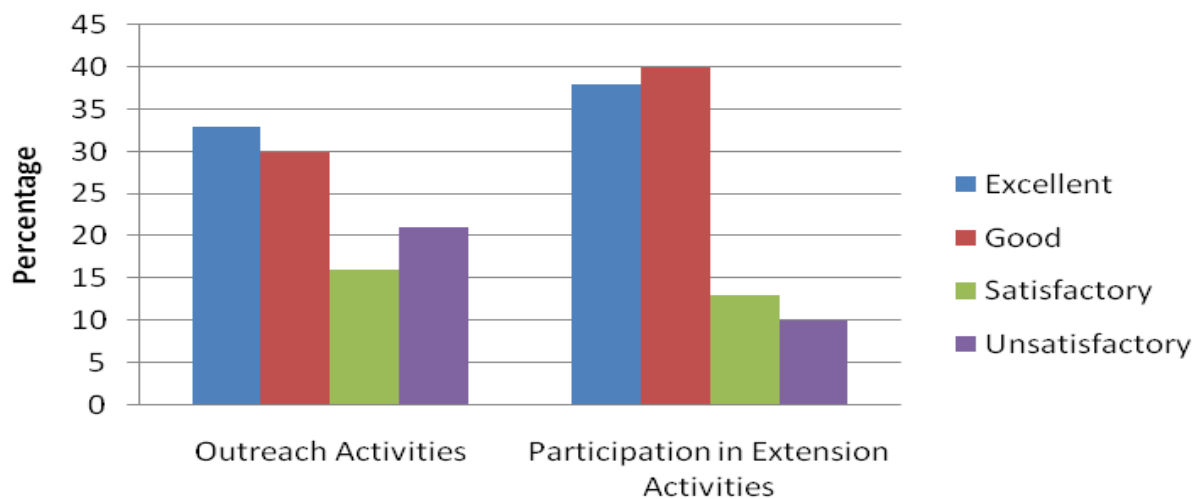
	Academic Facilities(Percentage)							
	Syllabus Content	Coverage of Syllabus	Teaching Method	Laboratory Facilities	Teacher Guidance and Counselling	Conduct of CFA Tests / ESE	Staff-Student Relationship	CFA: ESE Weightage
Excellent	30	32	38	40	38	52	46	48
Good	37	30	24	21	16	21	21	37
Satisfactory	19	22	14	17	21	13	14	11
Unsatisfactory	14	16	24	22	25	14	19	5

Campus Facilities

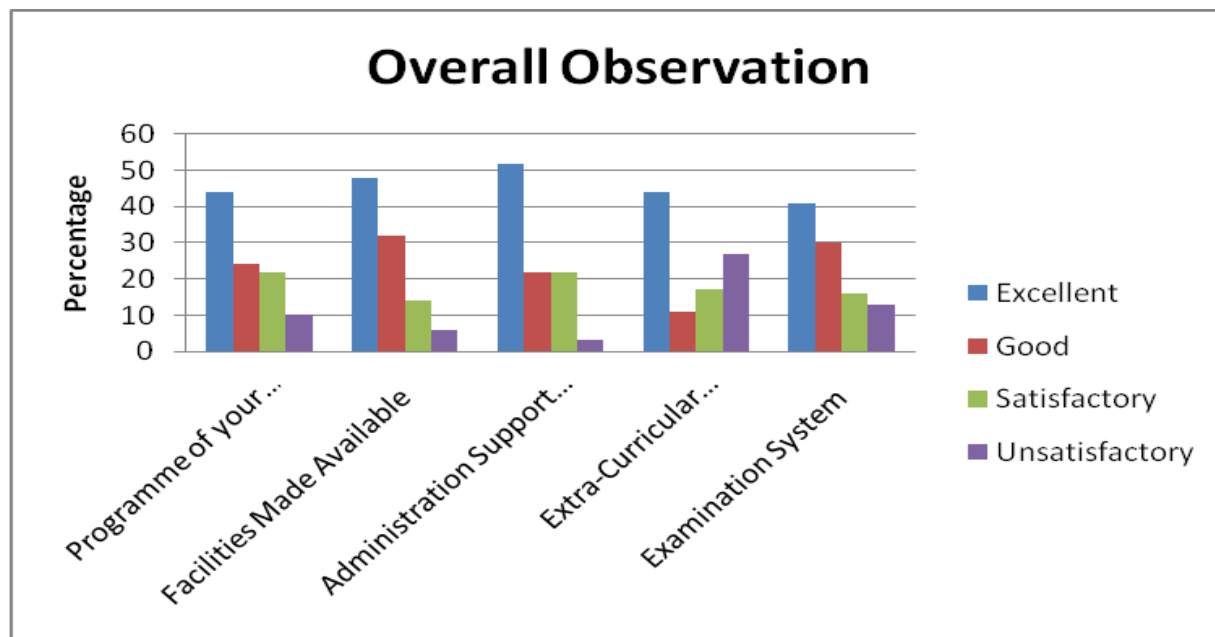


	Campus Facilities(Percentage)								
	Classroom	Internet Browsing	Resource centre	Hostel	Recreation	Health Care	General Library	Department Library	Extracurricular
Excellent	43	38	41	37	35	40	33	35	35
Good	25	24	32	35	25	40	40	37	32
Satisfactory	21	24	16	17	19	10	17	21	17
Unsatisfactory	11	14	11	11	21	11	10	8	16

Extension Activities



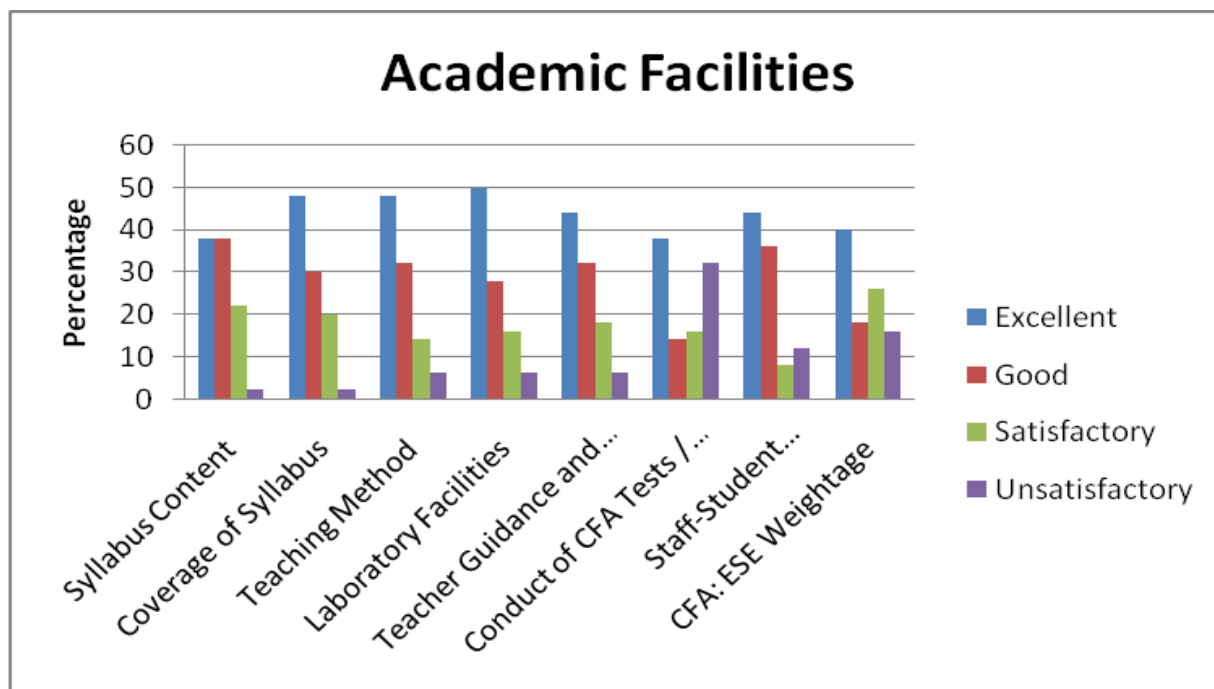
Extension Activities(Percentage)		
	Outreach Activities	Participation in Extension Activities
Excellent	33	38
Good	30	40
Satisfactory	16	13
Unsatisfactory	21	10



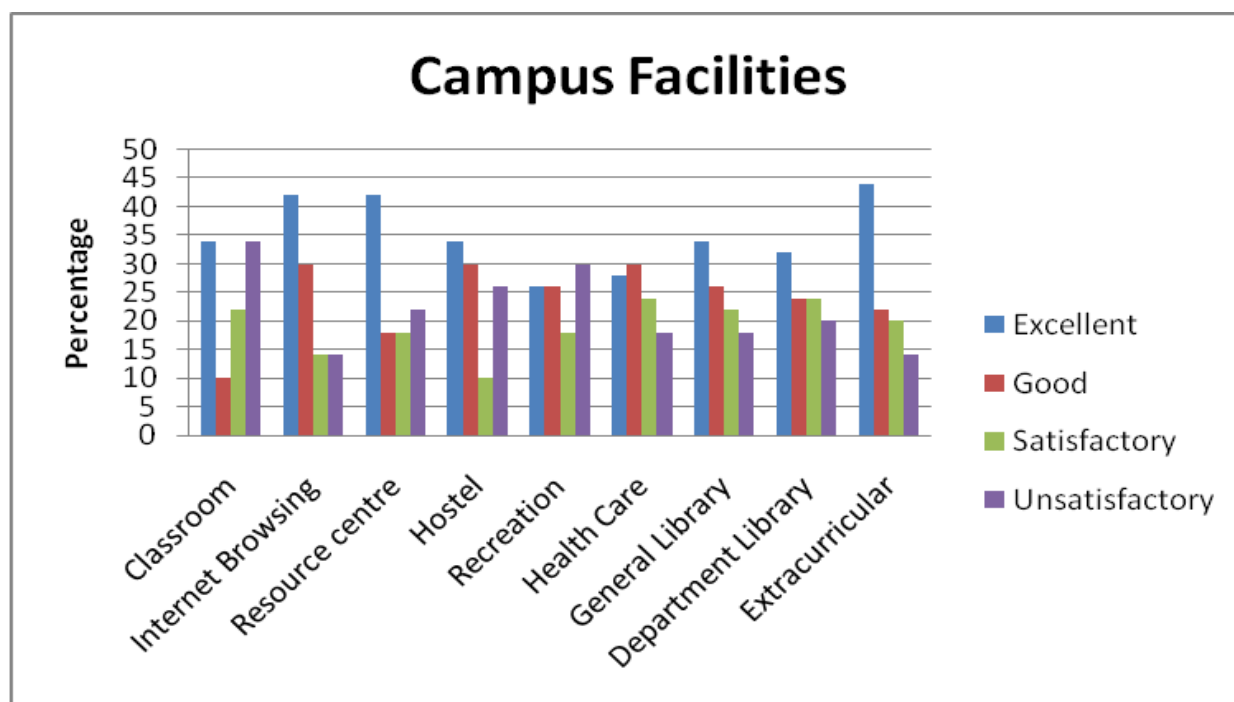
	Overall Observation (Percentage)				
	Programme of your Study	Facilities Made Available	Administration Support Given	Extra-Curricular Activities Provided	Examination System
Excellent	44	48	52	44	41
Good	24	32	22	11	30
Satisfactory	22	14	22	17	16
Unsatisfactory	10	6	3	27	13

1.4.1 Students Feedback Form (Economics – year wise from (2015-2016))

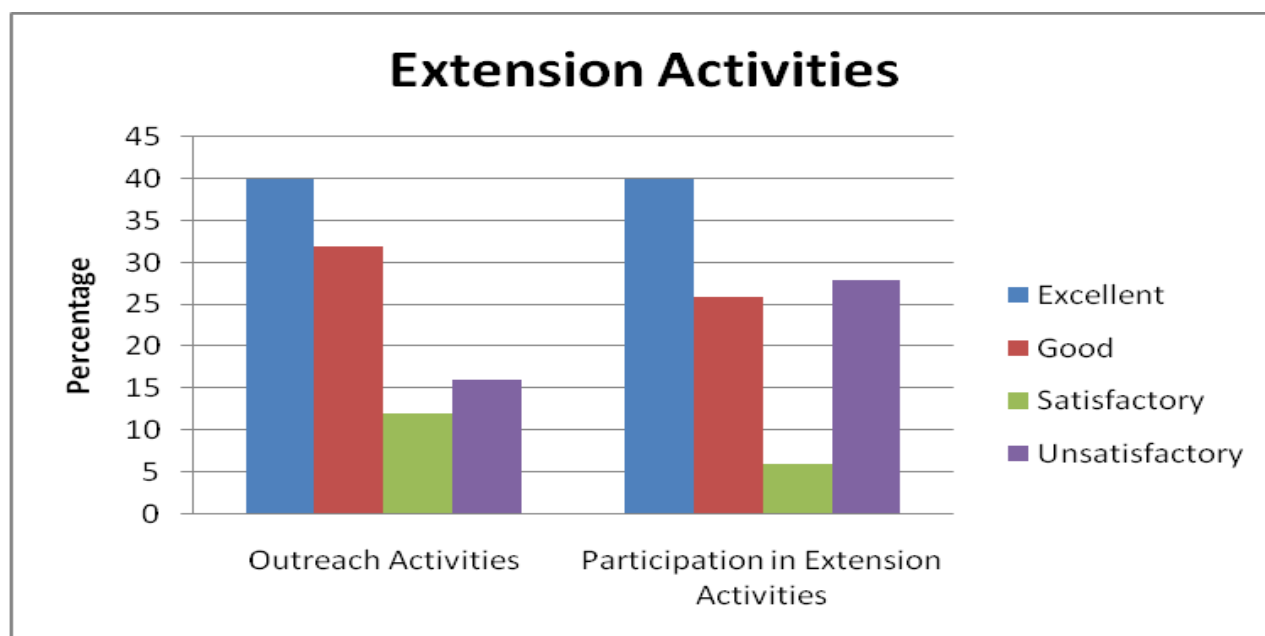
Total Number of Students : 50



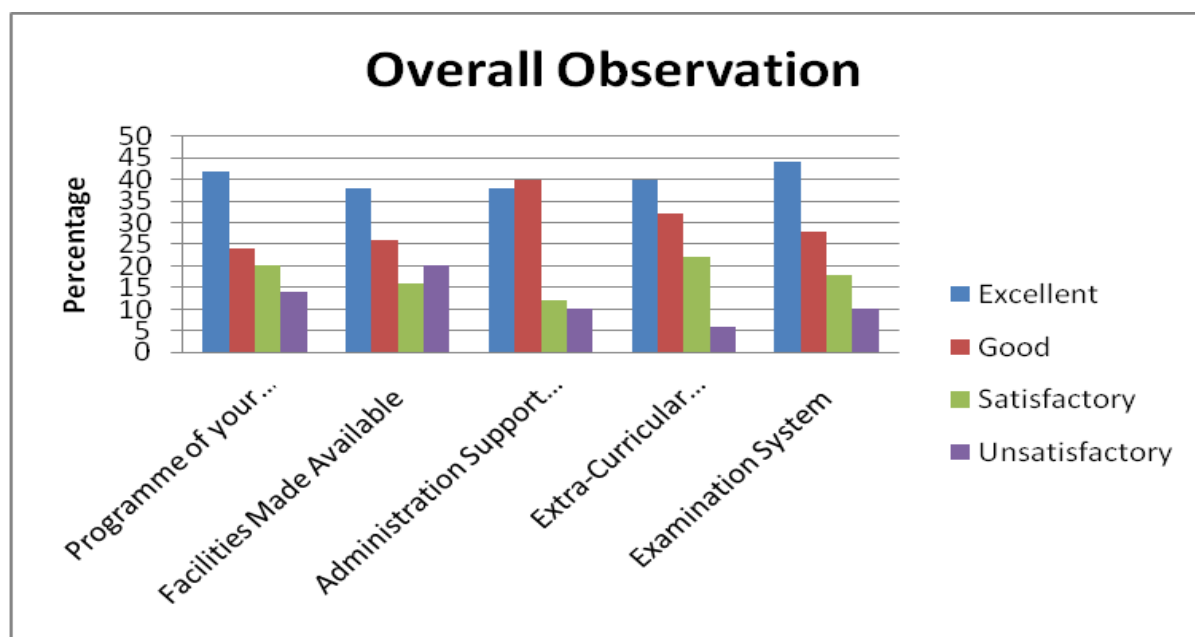
	Academic Facilities(Percentage)							
	Syllabus Content	Coverage of Syllabus	Teaching Method	Laboratory Facilities	Teacher Guidance and Counselling	Conduct of CFA Tests / ESE	Staff-Student Relationship	CFA: ESE Weightage
Excellent	38	48	48	50	44	38	44	40
Good	38	30	32	28	32	14	36	18
Satisfactory	22	20	14	16	18	16	8	26
Unsatisfactory	2	2	6	6	6	32	12	16



	Campus Facilities(Percentage)								
	Classroom	Internet Browsing	Resource centre	Hostel	Recreation	Health Care	General Library	Department Library	Extracurricular
Excellent	34	42	42	34	26	28	34	32	44
Good	10	30	18	30	26	30	26	24	22
Satisfactory	22	14	18	10	18	24	22	24	20
Unsatisfactory	34	14	22	26	30	18	18	20	14



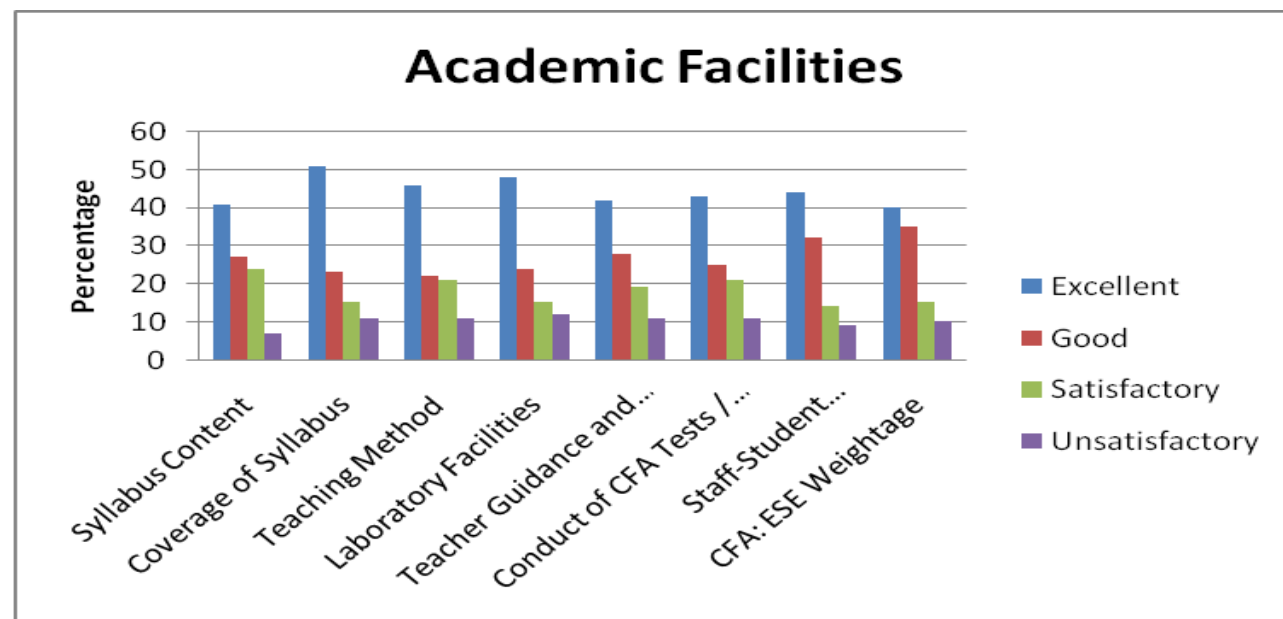
Extension Activities(Percentage)		
	Outreach Activities	Participation in Extension Activities
Excellent	40	40
Good	32	26
Satisfactory	12	6
Unsatisfactory	16	28



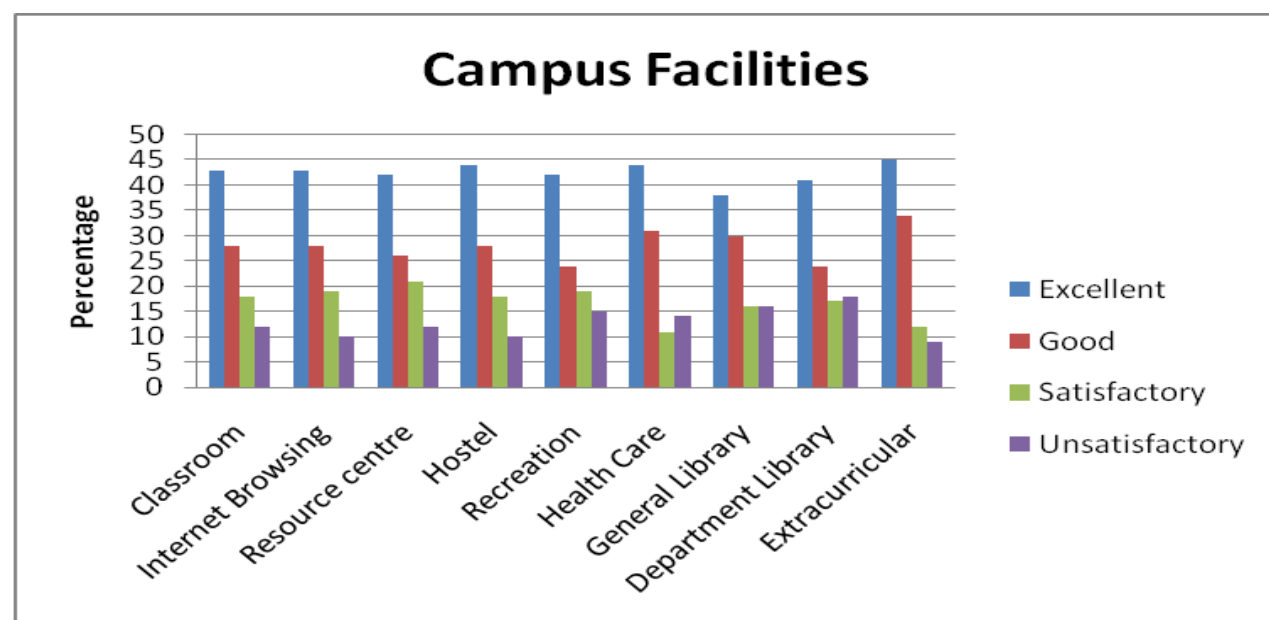
	Overall Observation (Percentage)				
	Programme of your Study	Facilities Made Available	Administration Support Given	Extra-Curricular Activities Provided	Examination System
Excellent	42	38	38	40	44
Good	24	26	40	32	28
Satisfactory	20	16	12	22	18
Unsatisfactory	14	20	10	6	10

1.4.1 Students Feedback Form (Management – year wise from (2015-2016))

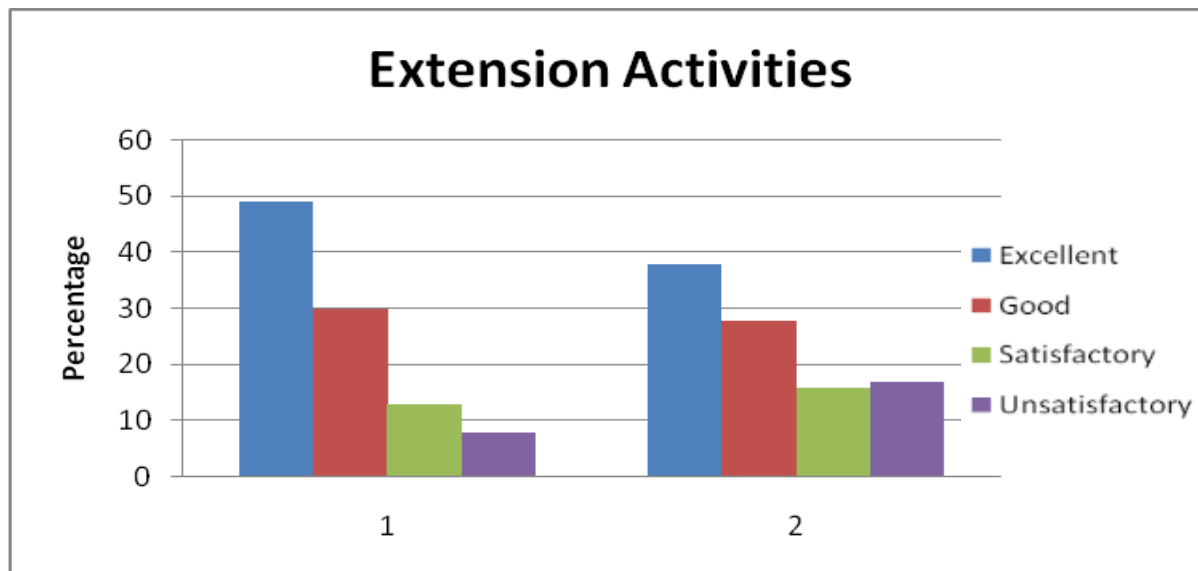
Total Number of Students : 188



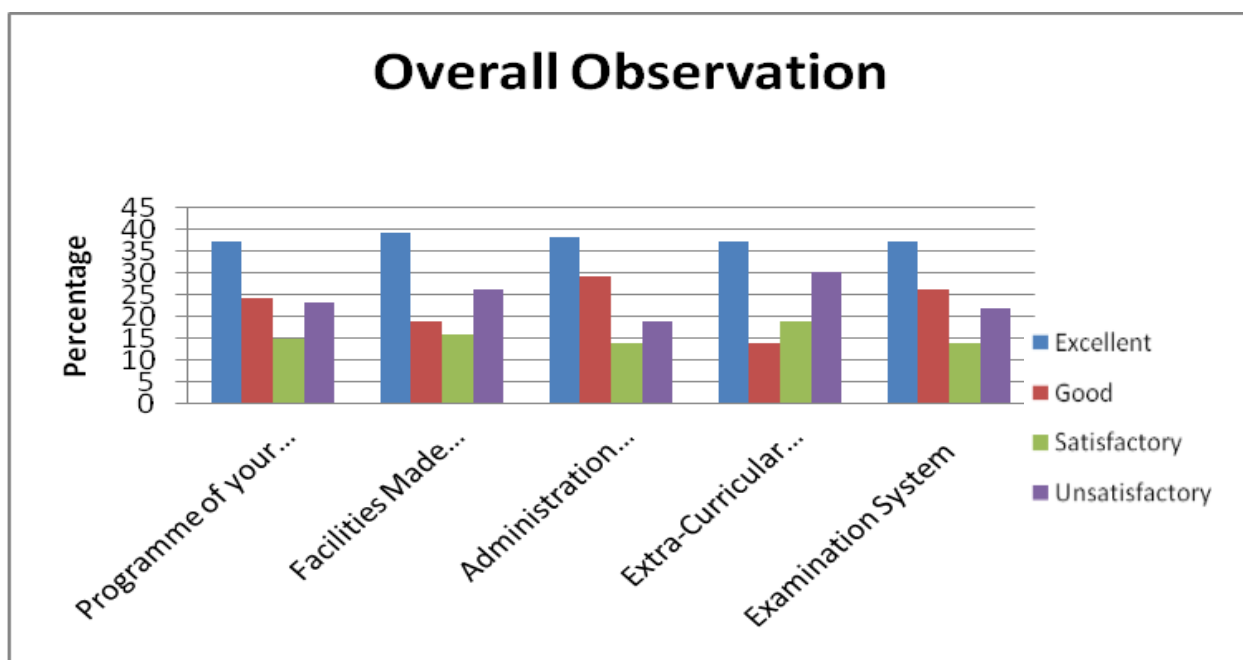
	Academic Facilities(Percentage)							
	Syllabus Content	Coverage of Syllabus	Teaching Method	Laboratory Facilities	Teacher Guidance and Counselling	Conduct of CFA Tests / ESE	Staff-Student Relationship	CFA: ESE Weightage
Excellent	41	51	46	48	42	43	44	40
Good	27	23	22	24	28	25	32	35
Satisfactory	24	15	21	15	19	21	14	15
Unsatisfactory	7	11	11	12	11	11	9	10



	Campus Facilities(Percentage)								
	Classroom	Internet Browsing	Resource centre	Hostel	Recreation	Health Care	General Library	Department Library	Extracurricular
Excellent	43	43	42	44	42	44	38	41	45
Good	28	28	26	28	24	31	30	24	34
Satisfactory	18	19	21	18	19	11	16	17	12
Unsatisfactory	12	10	12	10	15	14	16	18	9



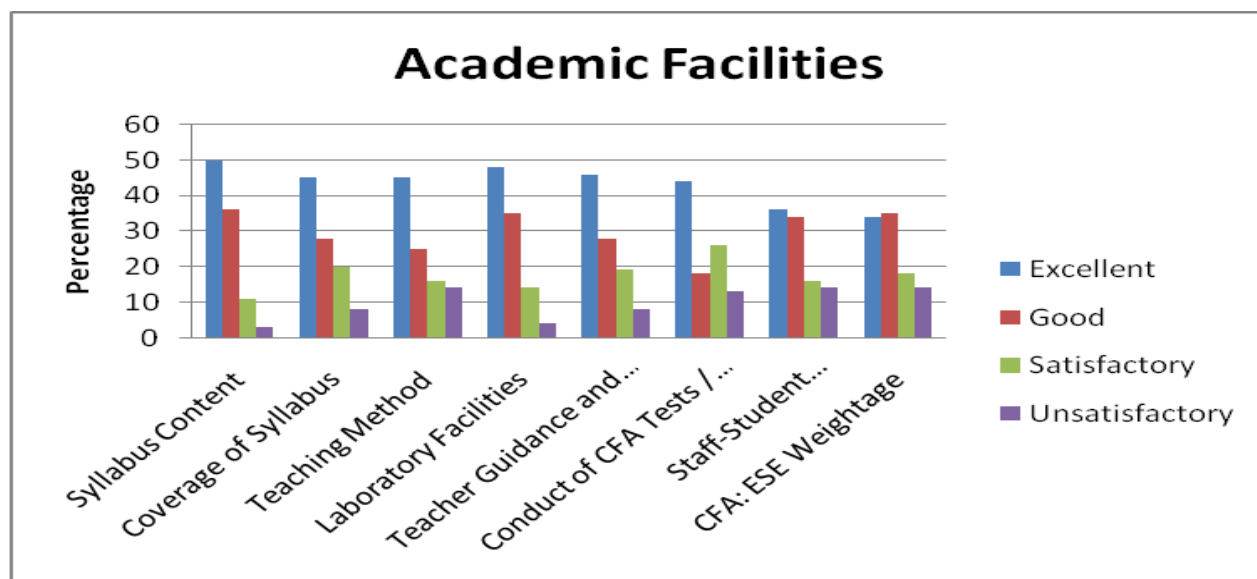
Extension Activities(Percentage)		
	Outreach Activities	Participation in Extension Activities
Excellent	49	38
Good	30	28
Satisfactory	13	16
Unsatisfactory	8	17



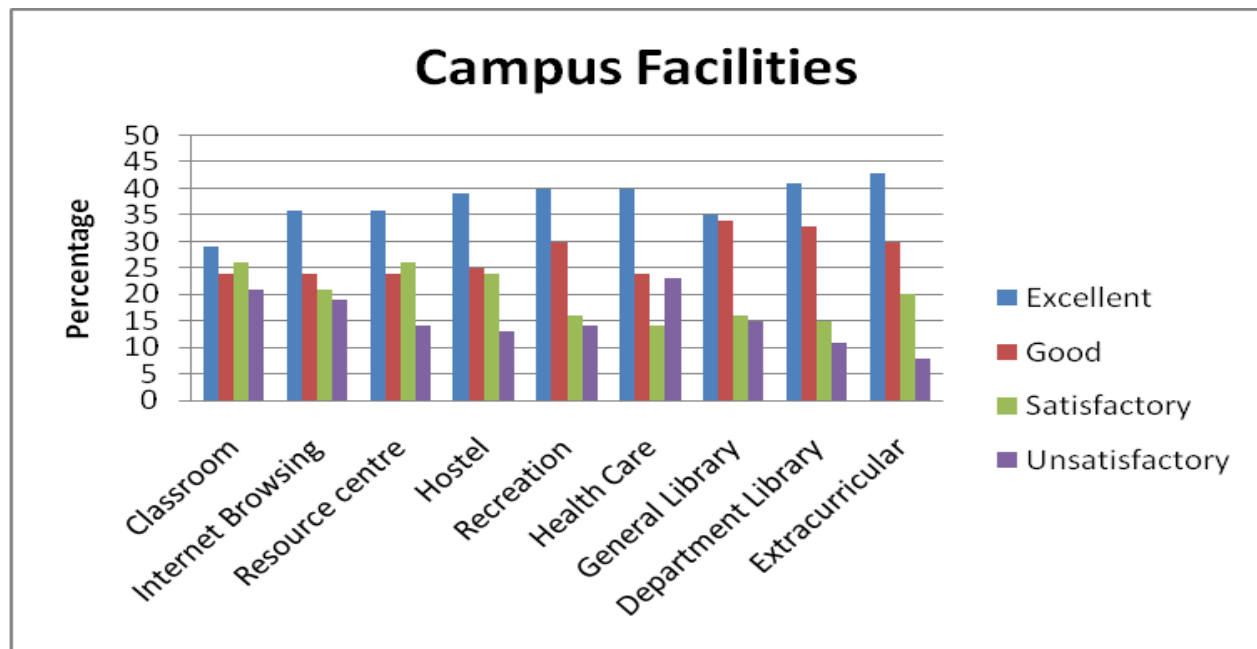
	Overall Observation (Percentage)				
	Programme of your Study	Facilities Made Available	Administration Support Given	Extra-Curricular Activities Provided	Examination System
Excellent	37	39	38	37	37
Good	24	19	29	14	26
Satisfactory	15	16	14	19	14
Unsatisfactory	23	26	19	30	22

1.4.1 Students Feedback Form (Maths – year wise from (2015-2016))

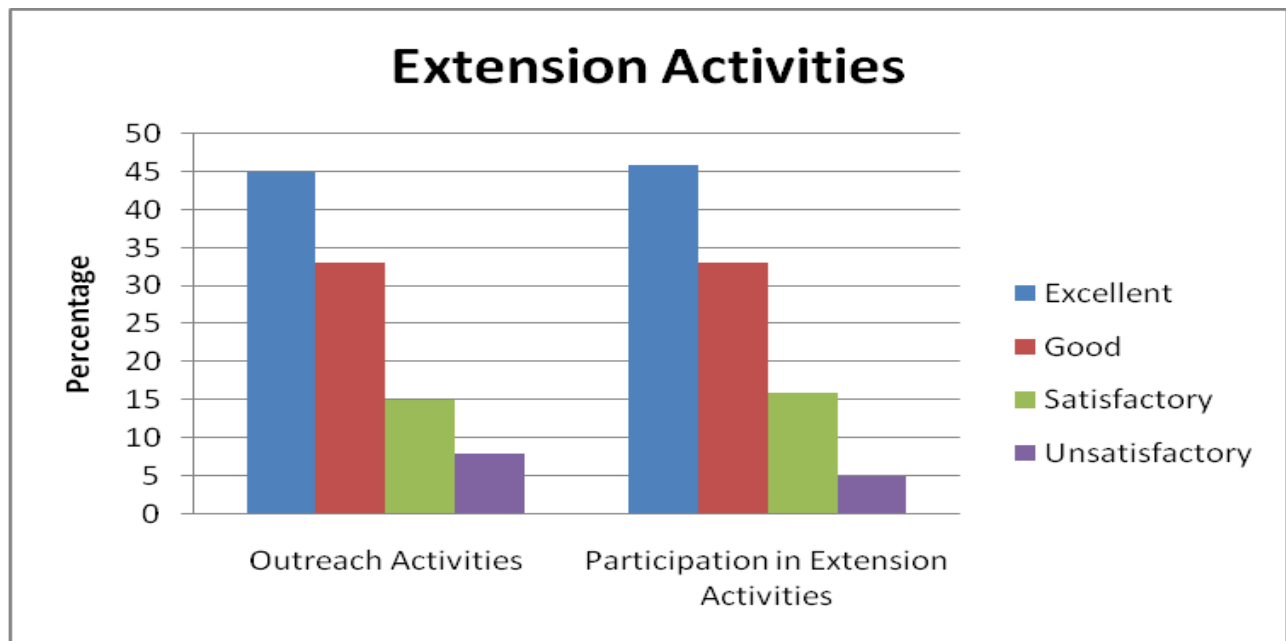
Total Number of Students : 80



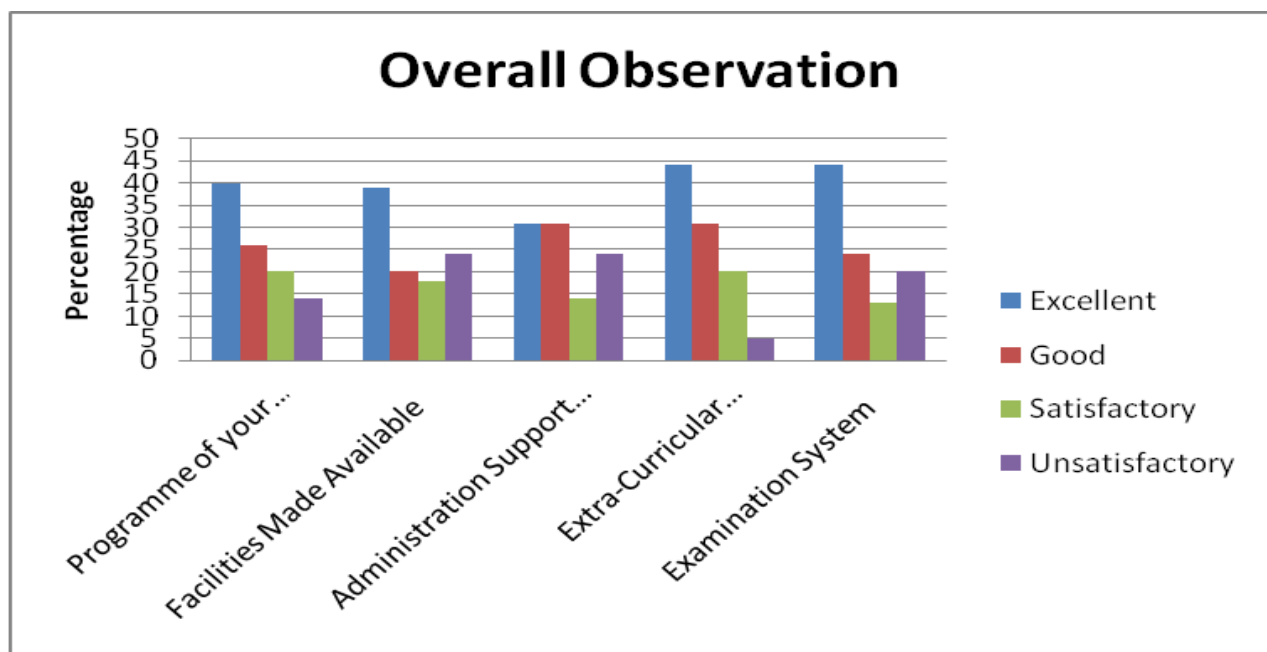
	Academic Facilities(Percentage)							
	Syllabus Content	Coverage of Syllabus	Teaching Method	Laboratory Facilities	Teacher Guidance and Counselling	Conduct of CFA Tests / ESE	Staff-Student Relationship	CFA: ESE Weightage
Excellent	50	45	45	48	46	44	36	34
Good	36	28	25	35	28	18	34	35
Satisfactory	11	20	16	14	19	26	16	18
Unsatisfactory	3	8	14	4	8	13	14	14



	Campus Facilities(Percentage)								
	Classroom	Internet Browsing	Resource centre	Hostel	Recreation	Health Care	General Library	Department Library	Extracurricular
Excellent	29	36	36	39	40	40	35	41	43
Good	24	24	24	25	30	24	34	33	30
Satisfactory	26	21	26	24	16	14	16	15	20
Unsatisfactory	21	19	14	13	14	23	15	11	8



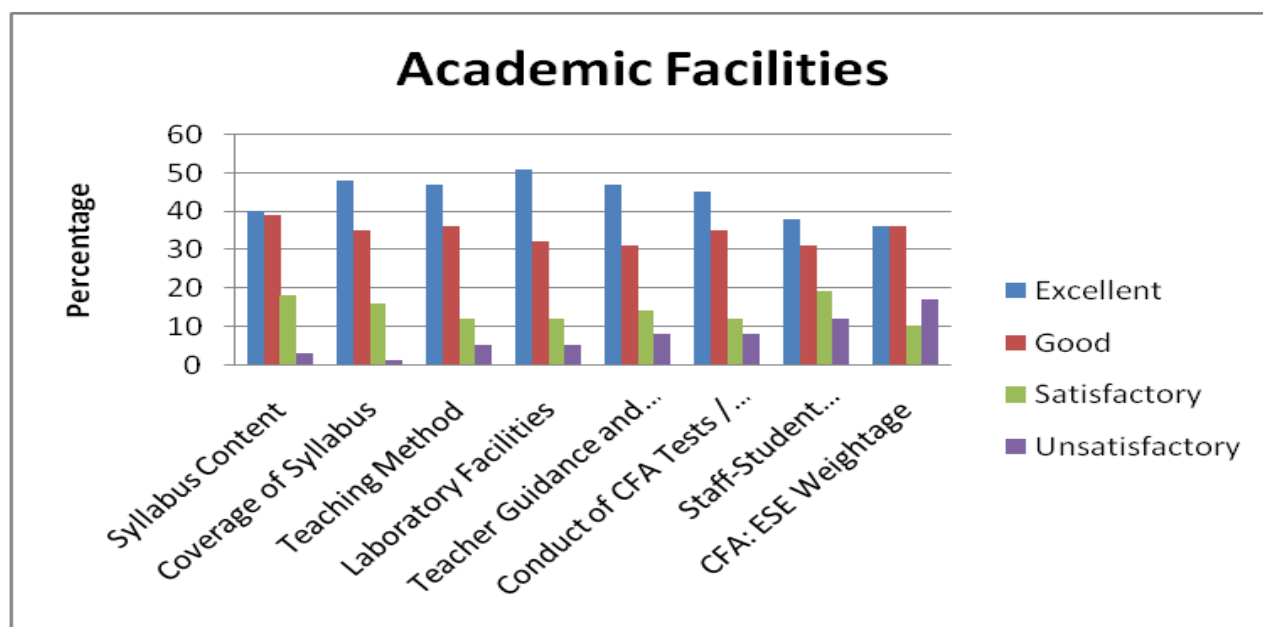
Extension Activities(Percentage)		
	Outreach Activities	Participation in Extension Activities
Excellent	45	46
Good	33	33
Satisfactory	15	16
Unsatisfactory	8	5



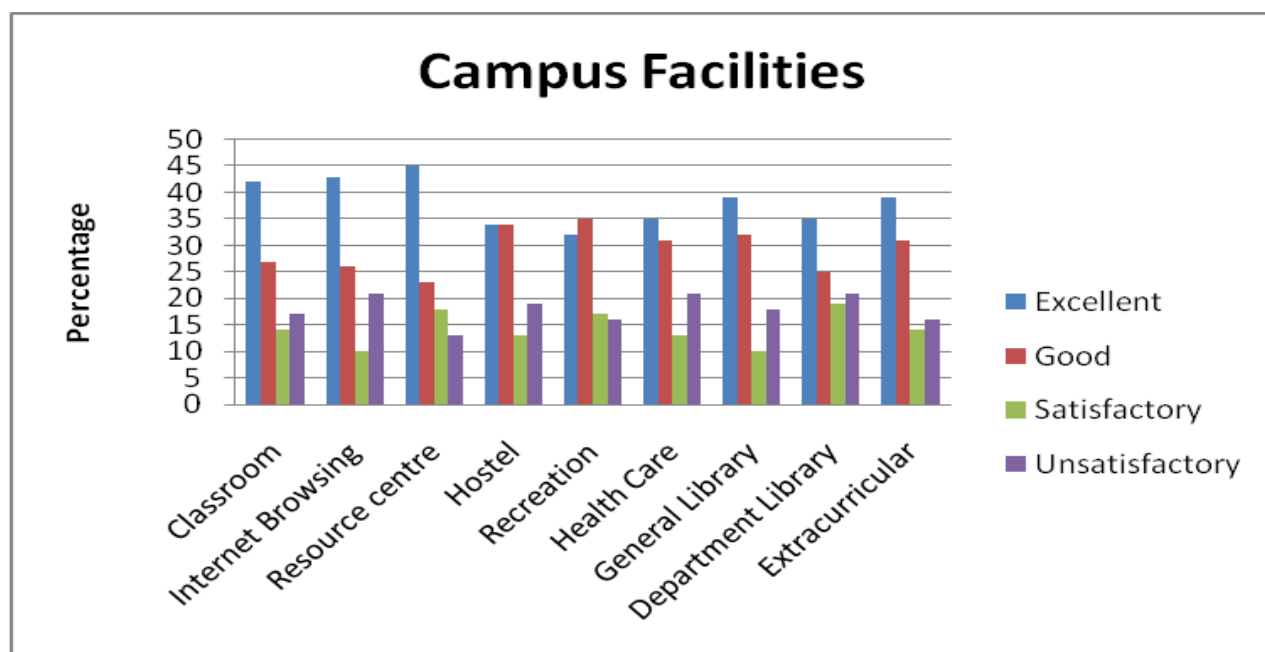
	Overall Observation (Percentage)				
	Programme of your Study	Facilities Made Available	Administration Support Given	Extra-Curricular Activities Provided	Examination System
Excellent	40	39	31	44	44
Good	26	20	31	31	24
Satisfactory	20	18	14	20	13
Unsatisfactory	14	24	24	5	20

1.4.1 Students Feedback Form (Physics – year wise from (2015-2016))

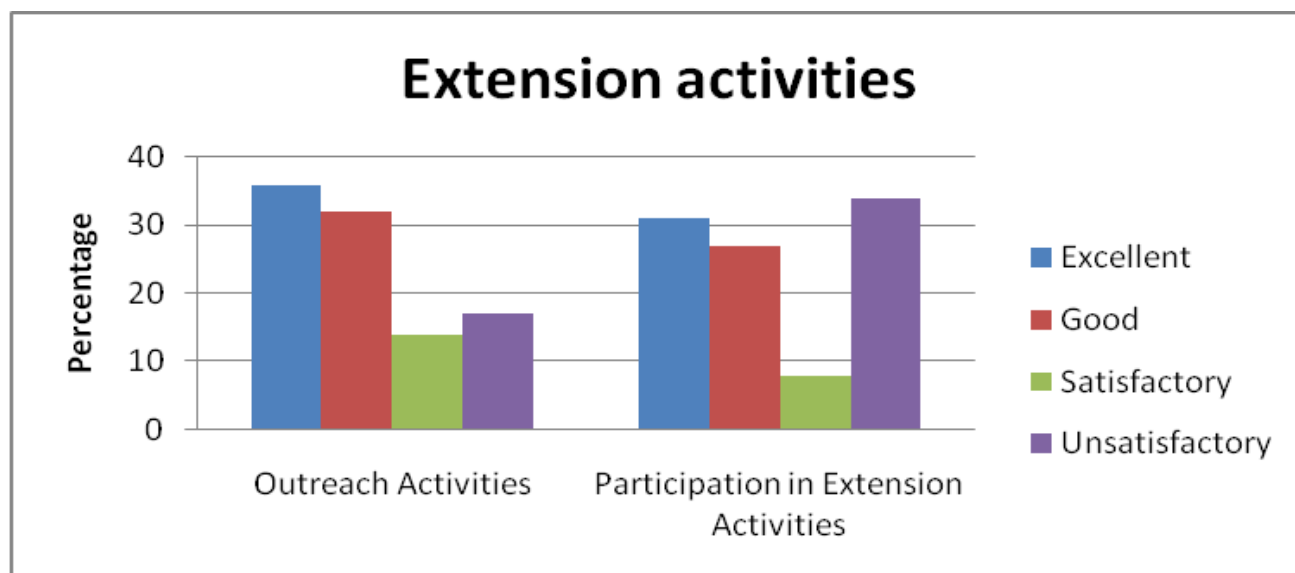
Total Number of Students :77



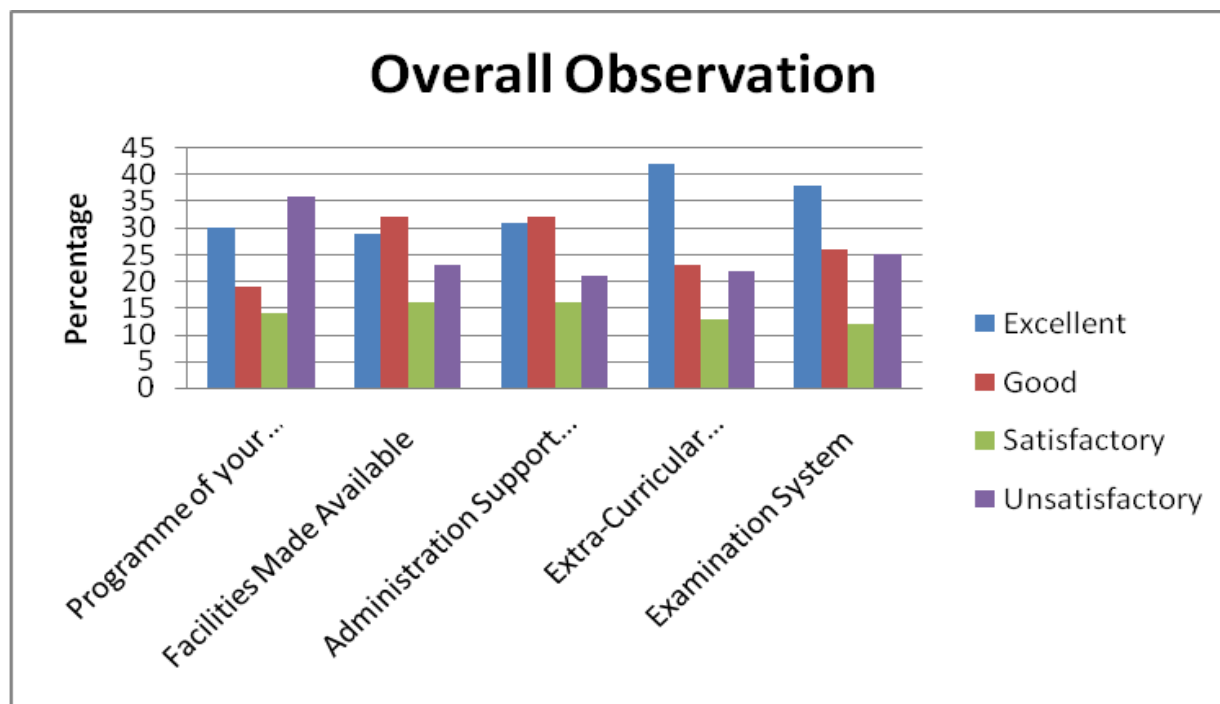
	Academic Facilities (Percentage)							
	Syllabus Content	Coverage of Syllabus	Teaching Method	Laboratory Facilities	Teacher Guidance and Counselling	Conduct of CFA Tests / ESE	Staff-Student Relationship	CFA: ESE Weightage
Excellent	40	48	47	51	47	45	38	36
Good	39	35	36	32	31	35	31	36
Satisfactory	18	16	12	12	14	12	19	10
Unsatisfactory	3	1	5	5	8	8	12	17



	Campus Facilities (Percentage)								
	Classroom	Internet Browsing	Resource centre	Hostel	Recreation	Health Care	General Library	Department Library	Extracurricular
Excellent	42	43	45	34	32	35	39	35	39
Good	27	26	23	34	35	31	32	25	31
Satisfactory	14	10	18	13	17	13	10	19	14
Unsatisfactory	17	21	13	19	16	21	18	21	16



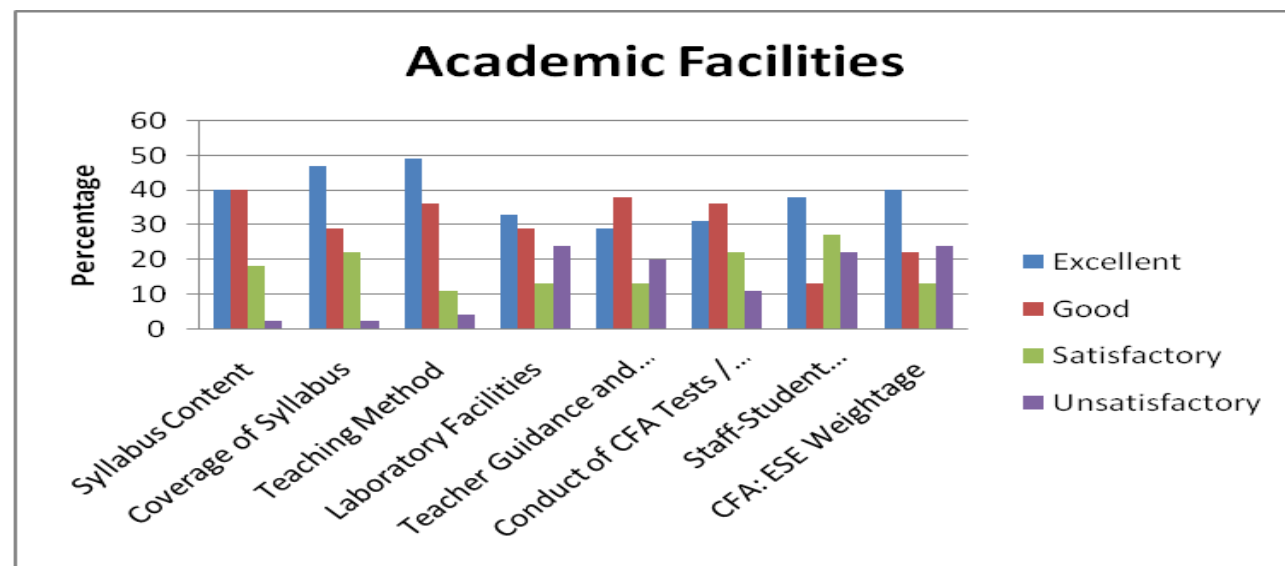
Extension Activities(Percentage)		
	Outreach Activities	Participation in Extension Activities
Excellent	36	31
Good	32	27
Satisfactory	14	8
Unsatisfactory	17	34



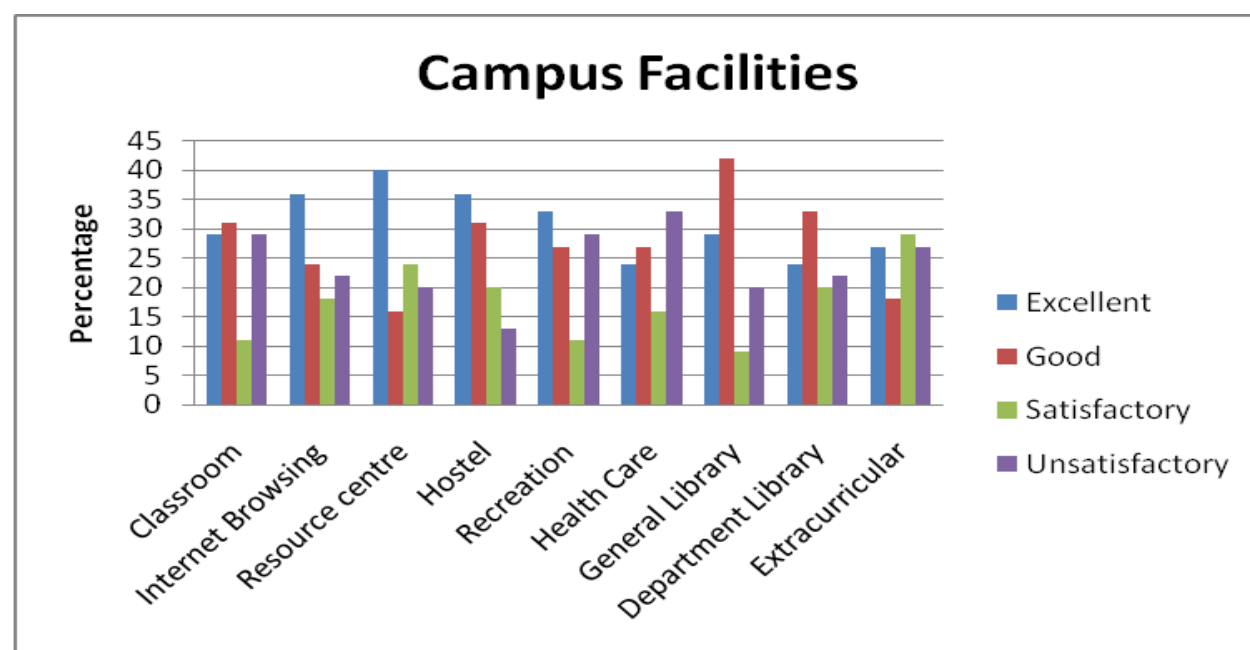
	Overall Observation (Percentage)				
	Programme of your Study	Facilities Made Available	Administration Support Given	Extra-Curricular Activities Provided	Examination System
Excellent	30	29	31	42	38
Good	19	32	32	23	26
Satisfactory	14	16	16	13	12
Unsatisfactory	36	23	21	22	25

1.4.1 Students Feedback Form (Psychology – year wise from (2015-2016))

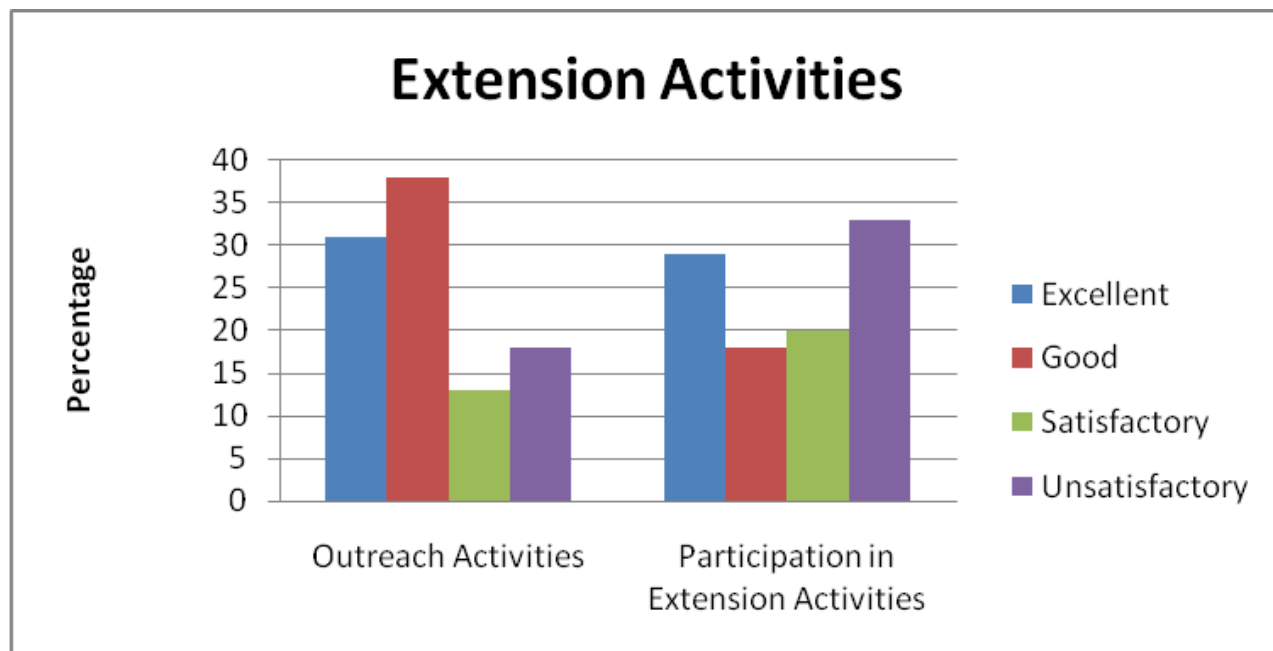
Total Number of Students : 45



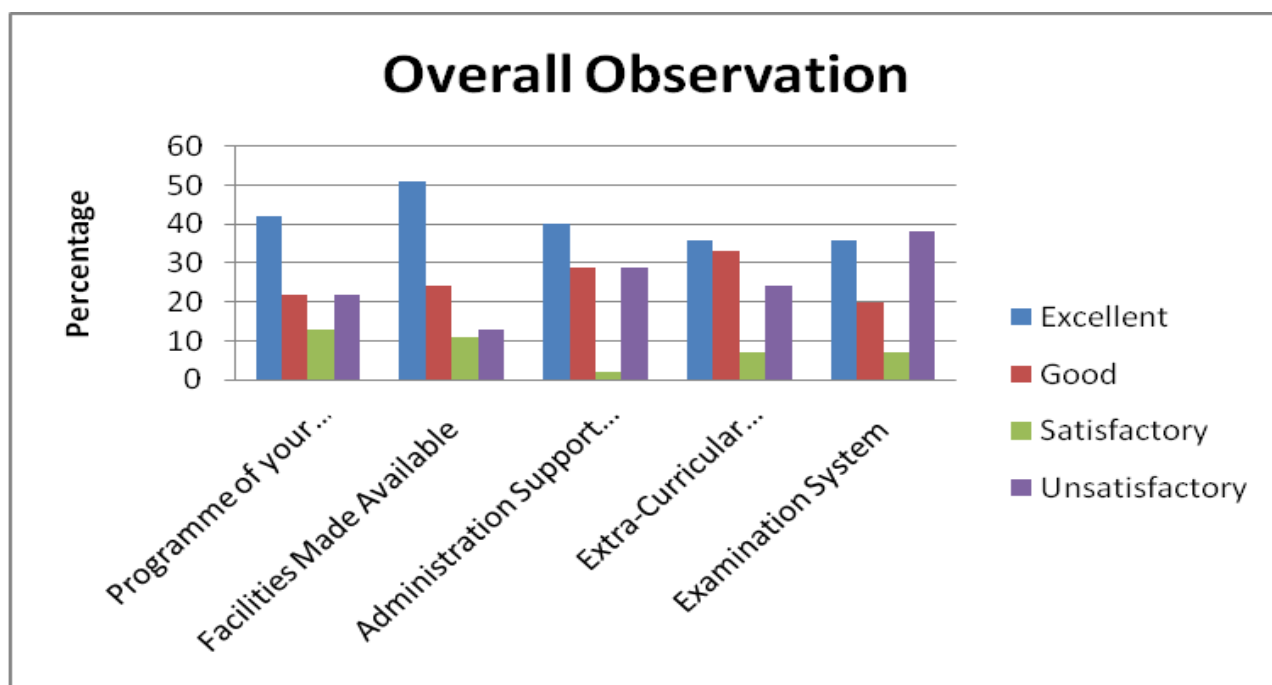
	Academic Facilities(Percentage)							
	Syllabus Content	Coverage of Syllabus	Teaching Method	Laboratory Facilities	Teacher Guidance and Counselling	Conduct of CFA Tests / ESE	Staff-Student Relationship	CFA: ESE Weightage
Excellent	40	47	49	33	29	31	38	40
Good	40	29	36	29	38	36	13	22
Satisfactory	18	22	11	13	13	22	27	13
Unsatisfactory	2	2	4	24	20	11	22	24



	Campus Facilities(Percentage)								
	Classroom	Internet Browsing	Resource centre	Hostel	Recreation	Health Care	General Library	Department Library	Extracurricular
Excellent	29	36	40	36	33	24	29	24	27
Good	31	24	16	31	27	27	42	33	18
Satisfactory	11	18	24	20	11	16	9	20	29
Unsatisfactory	29	22	20	13	29	33	20	22	27



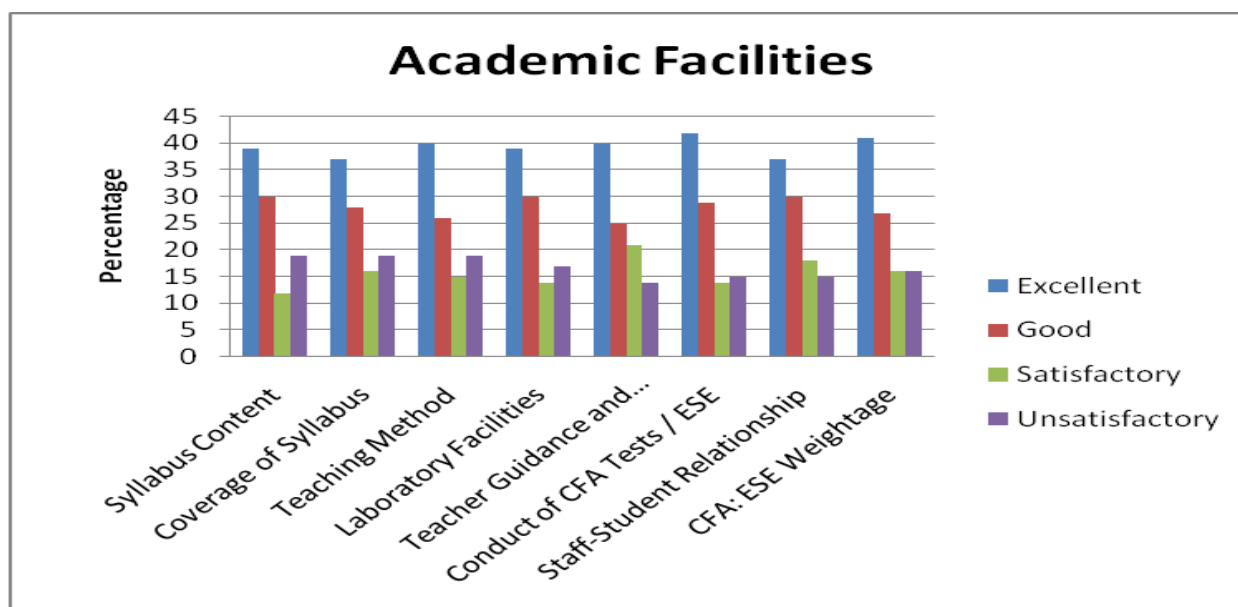
Extension Activities(Percentage)		
	Outreach Activities	Participation in Extension Activities
Excellent	31	29
Good	38	18
Satisfactory	13	20
Unsatisfactory	18	33



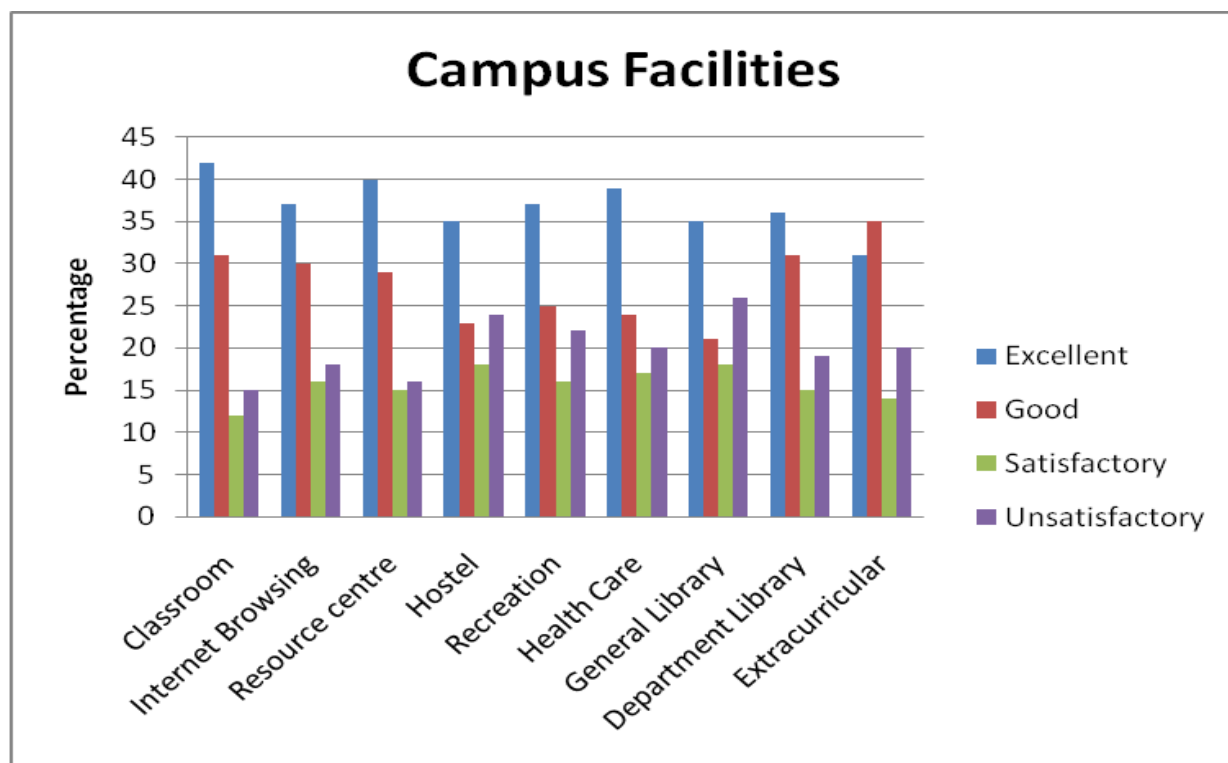
	Overall Observation (Percentage)				
	Programme of your Study	Facilities Made Available	Administration Support Given	Extra-Curricular Activities Provided	Examination System
Excellent	42	51	40	36	36
Good	22	24	29	33	20
Satisfactory	13	11	2	7	7
Unsatisfactory	22	13	29	24	38

1.4.1 Students Feedback Form (ComputerScience – year wise from (2015-2016))

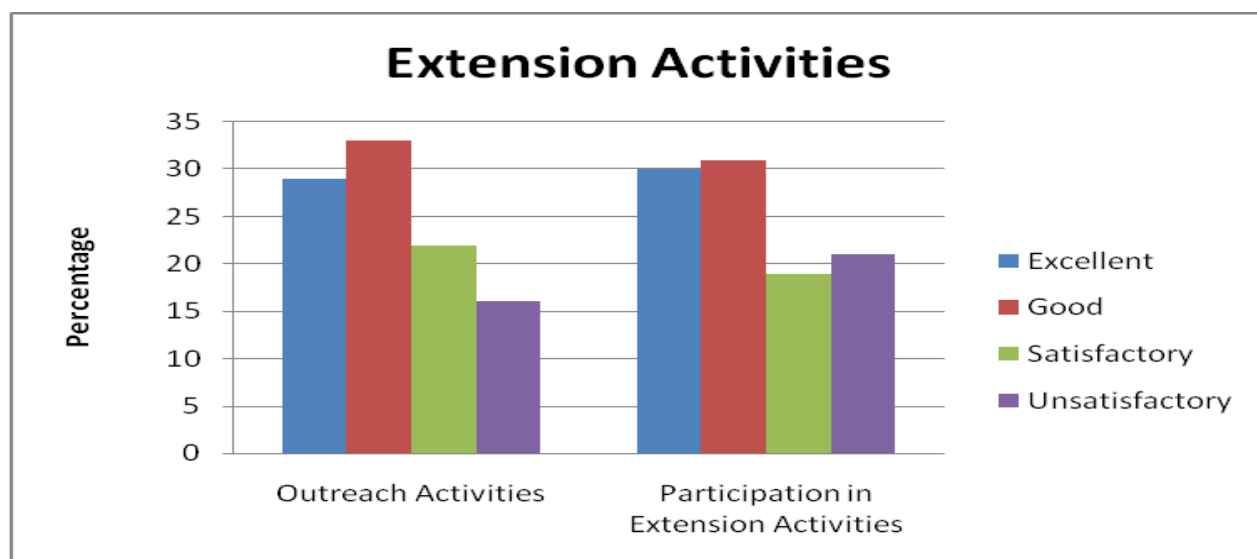
Total Number of Students : 267



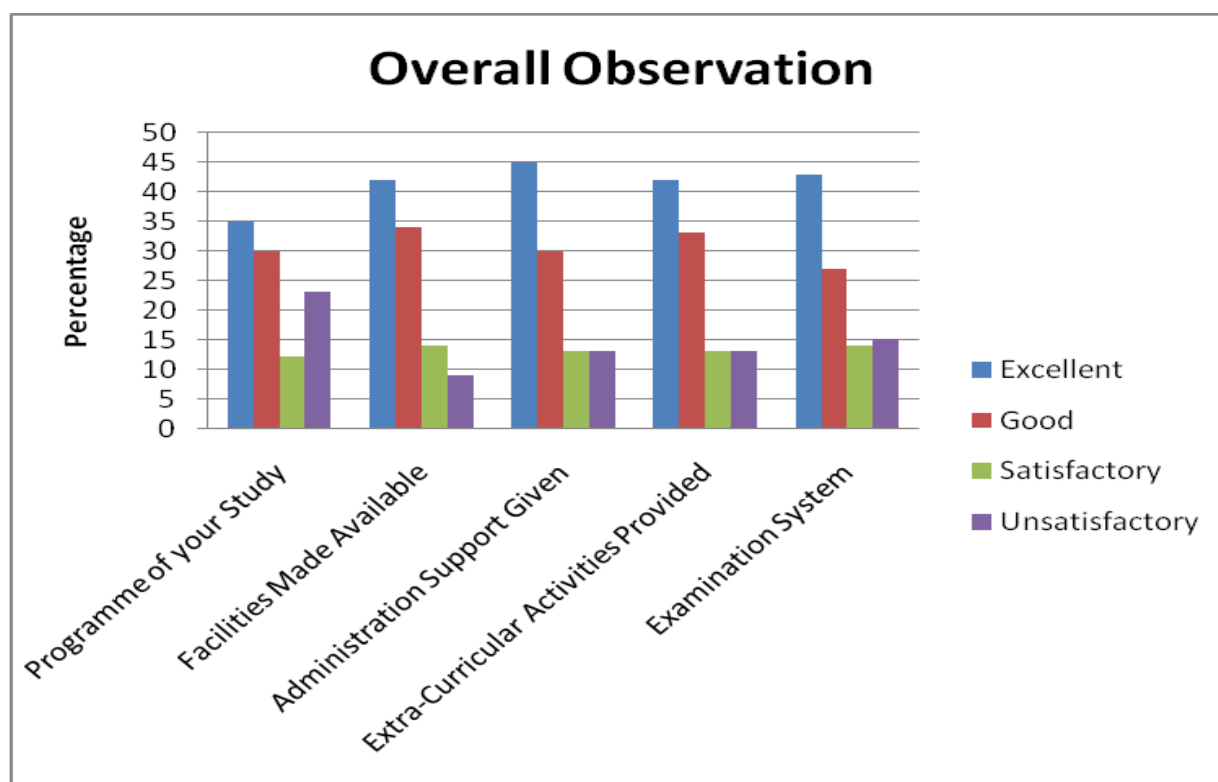
	Academic Facilities (Percentage)							
	Syllabus Content	Coverage of Syllabus	Teaching Method	Laboratory Facilities	Teacher Guidance and Counselling	Conduct of CFA Tests / ESE	Staff-Student Relationship	CFA: ESE Weightage
Excellent	39	37	40	39	40	42	37	41
Good	30	28	26	30	25	29	30	27
Satisfactory	12	16	15	14	21	14	18	16
Unsatisfactory	19	19	19	17	14	15	15	16



	Campus Facilities (Percentage)								
	Classroom	Internet Browsing	Resource centre	Hostel	Recreation	Health Care	General Library	Department Library	Extracurricular
Excellent	42	37	40	35	37	39	35	36	31
Good	31	30	29	23	25	24	21	31	35
Satisfactory	12	16	15	18	16	17	18	15	14
Unsatisfactory	15	18	16	24	22	20	26	19	20



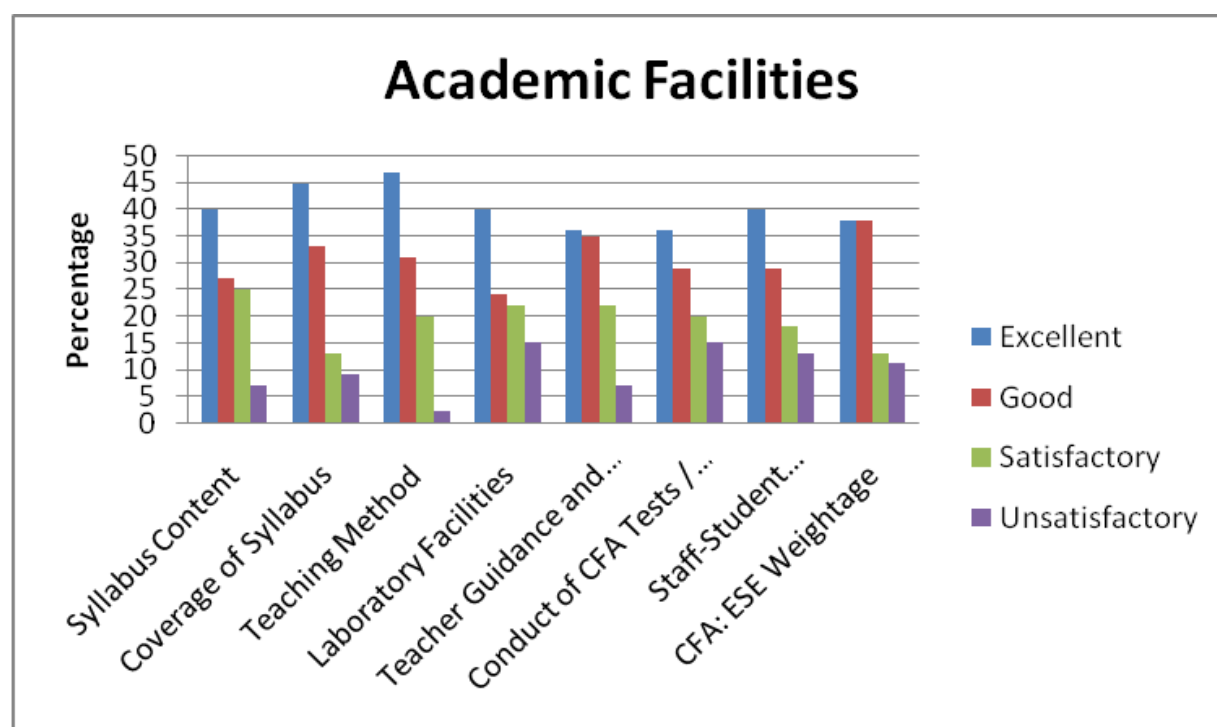
Extension Activities (Percentage)		
	Outreach Activities	Participation in Extension Activities
Excellent	29	30
Good	33	31
Satisfactory	22	19
Unsatisfactory	16	21



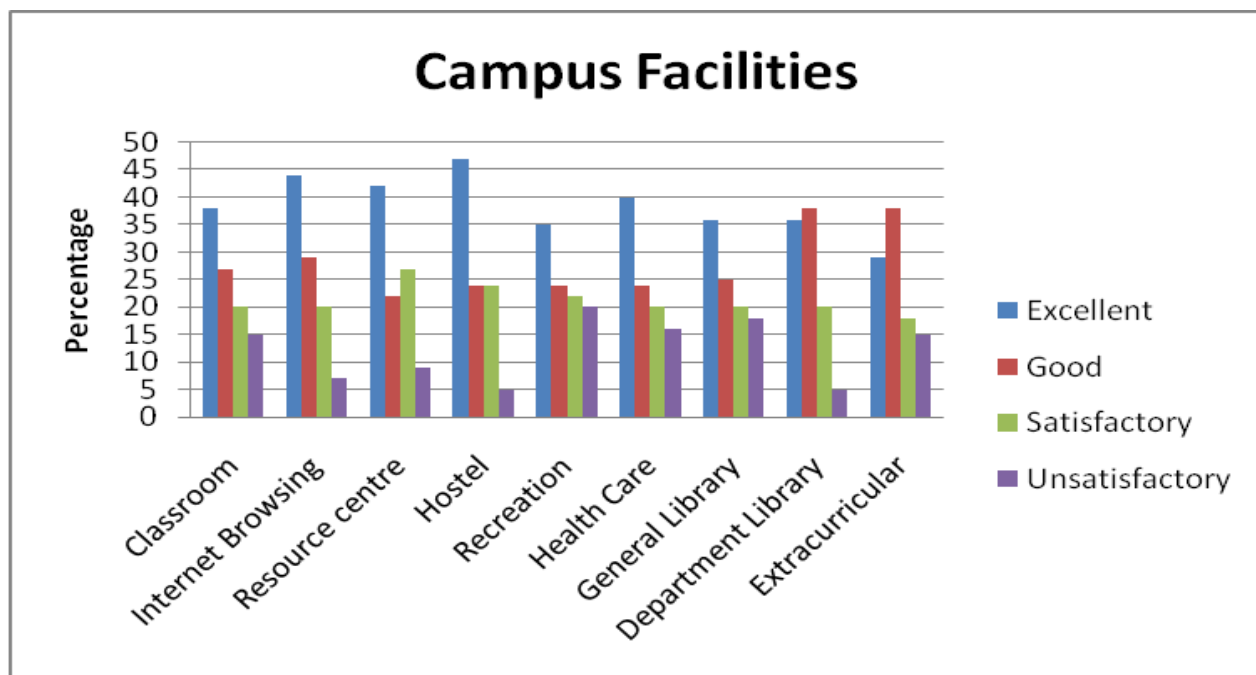
	Overall Observation (Percentage)				
	Programme of your Study	Facilities Made Available	Administration Support Given	Extra-Curricular Activities Provided	Examination System
Excellent	35	42	45	42	43
Good	30	34	30	33	27
Satisfactory	12	14	13	13	14
Unsatisfactory	23	9	13	13	15

1.4.1 Students Feedback Form (Geology – year wise from (2015-2016))

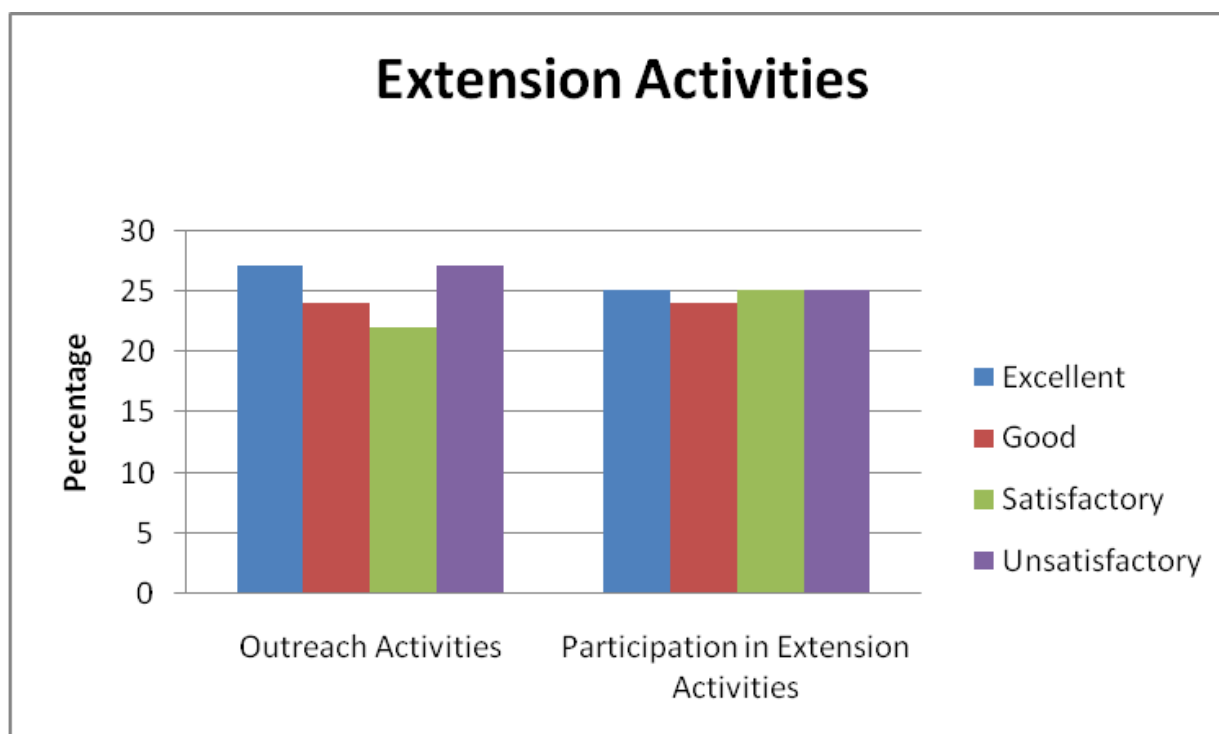
Total Number of Students :55



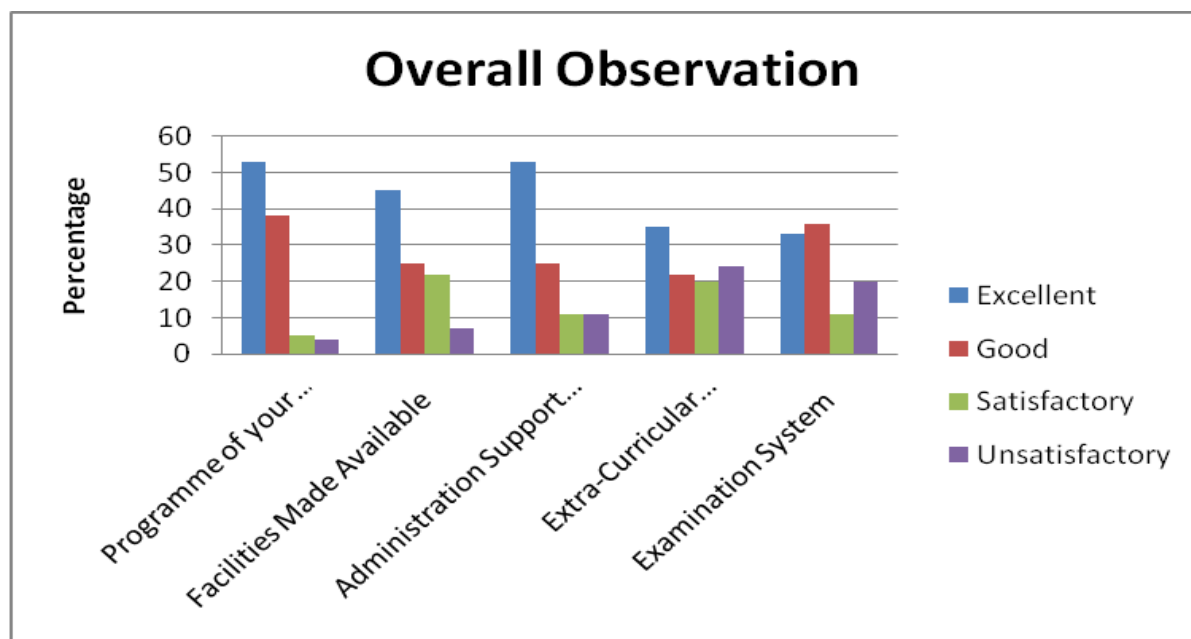
	Academic Facilities(Percentage)							
	Syllabus Content	Coverage of Syllabus	Teaching Method	Laboratory Facilities	Teacher Guidance and Counselling	Conduct of CFA Tests / ESE	Staff-Student Relationship	CFA: ESE Weightage
Excellent	40	45	47	40	36	36	40	38
Good	27	33	31	24	35	29	29	38
Satisfactory	25	13	20	22	22	20	18	13
Unsatisfactory	7	9	2	15	7	15	13	11



	Campus Facilities(Percentage)								
	Classroom	Internet Browsing	Resource centre	Hostel	Recreation	Health Care	General Library	Department Library	Extracurricular
Excellent	38	44	42	47	35	40	36	36	29
Good	27	29	22	24	24	24	25	38	38
Satisfactory	20	20	27	24	22	20	20	20	18
Unsatisfactory	15	7	9	5	20	16	18	5	15



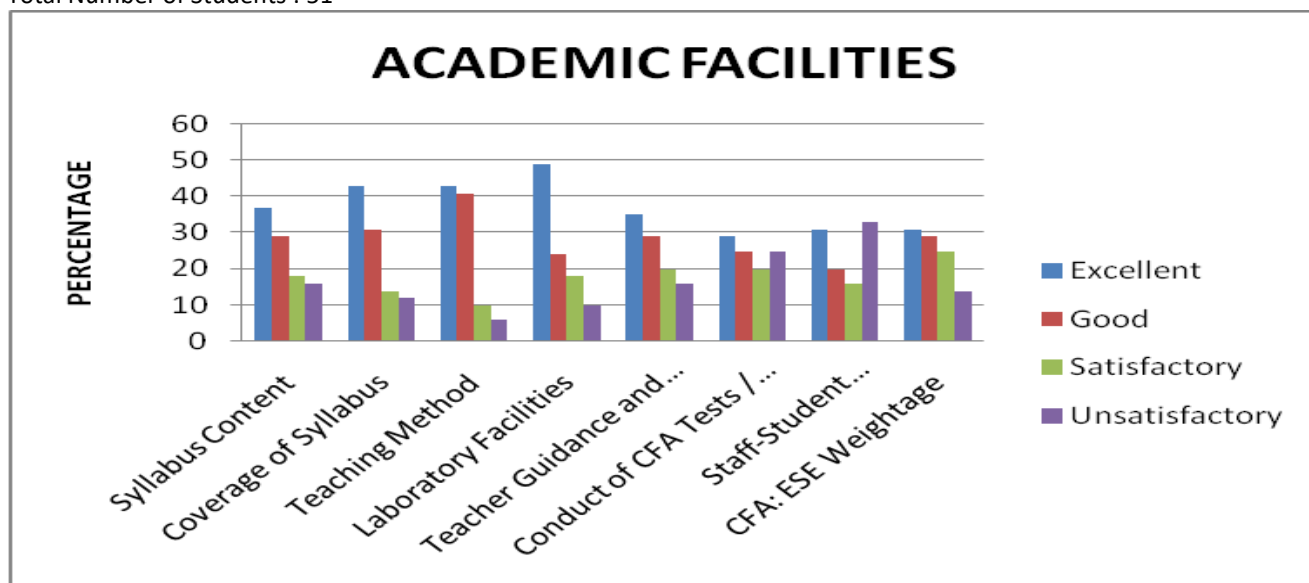
Extension Activities(Percentage)		
	Outreach Activities	Participation in Extension Activities
Excellent	27	25
Good	24	24
Satisfactory	22	25
Unsatisfactory	27	25



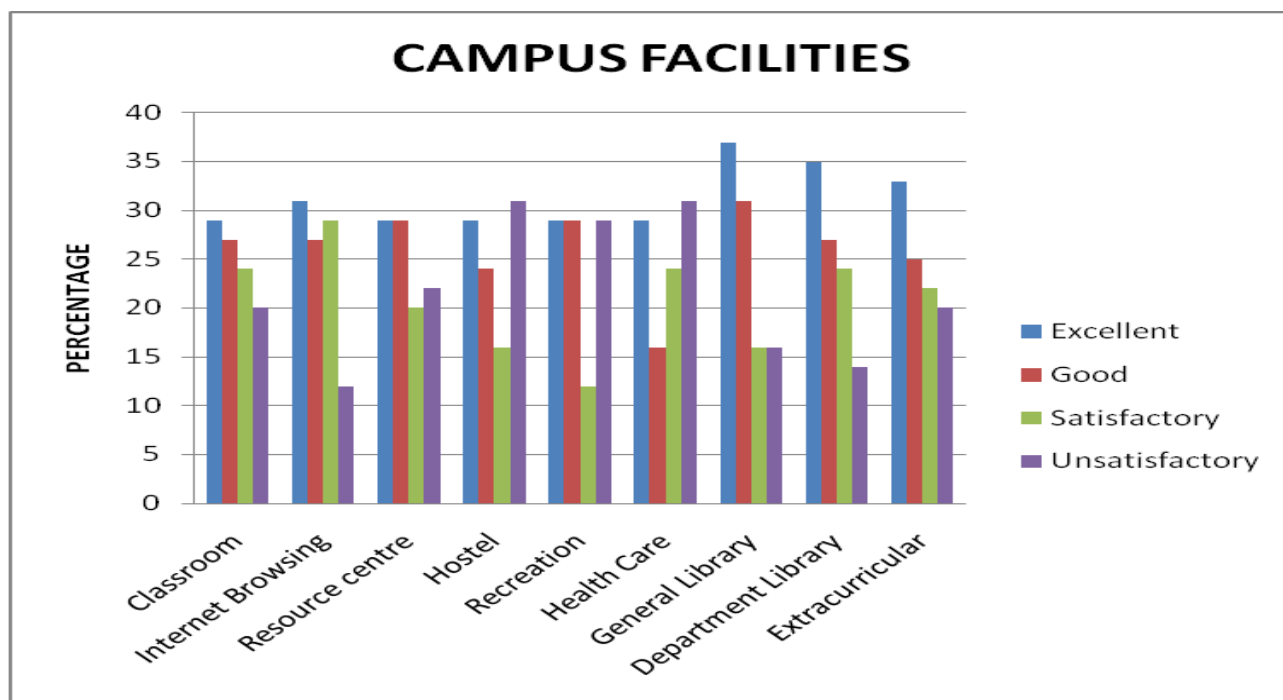
Overall Observation (Percentage)					
	Programme of your Study	Facilities Made Available	Administration Support Given	Extra-Curricular Activities Provided	Examination System
Excellent	53	45	53	35	33
Good	38	25	25	22	36
Satisfactory	5	22	11	20	11
Unsatisfactory	4	7	11	24	20

1.4.1 Students Feedback Form (Zoology – year wise from (2015-2016))

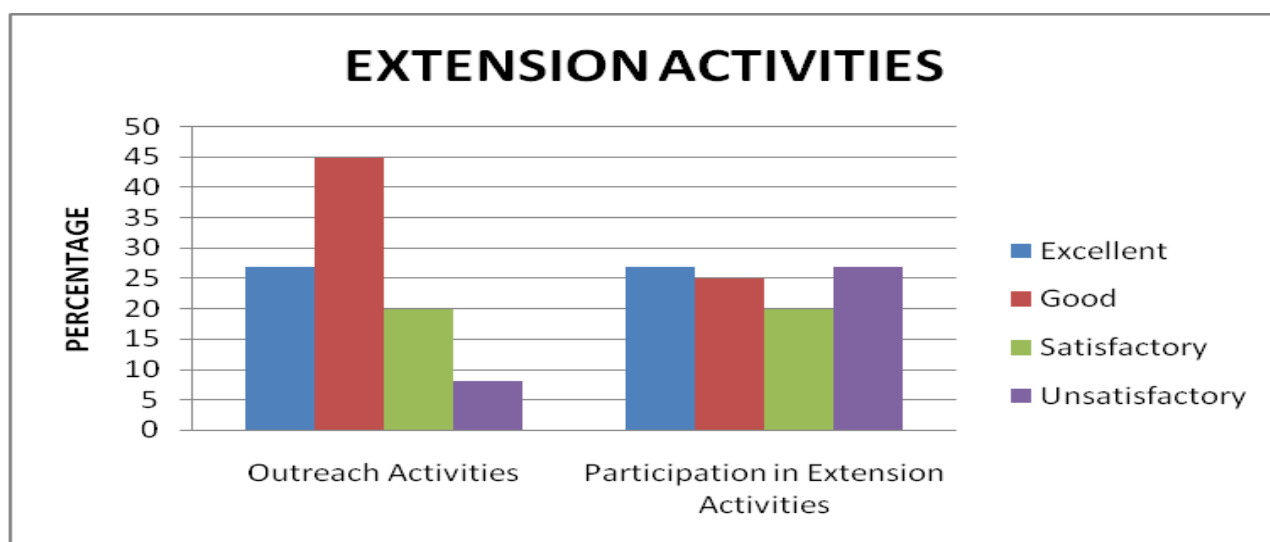
Total Number of Students : 51



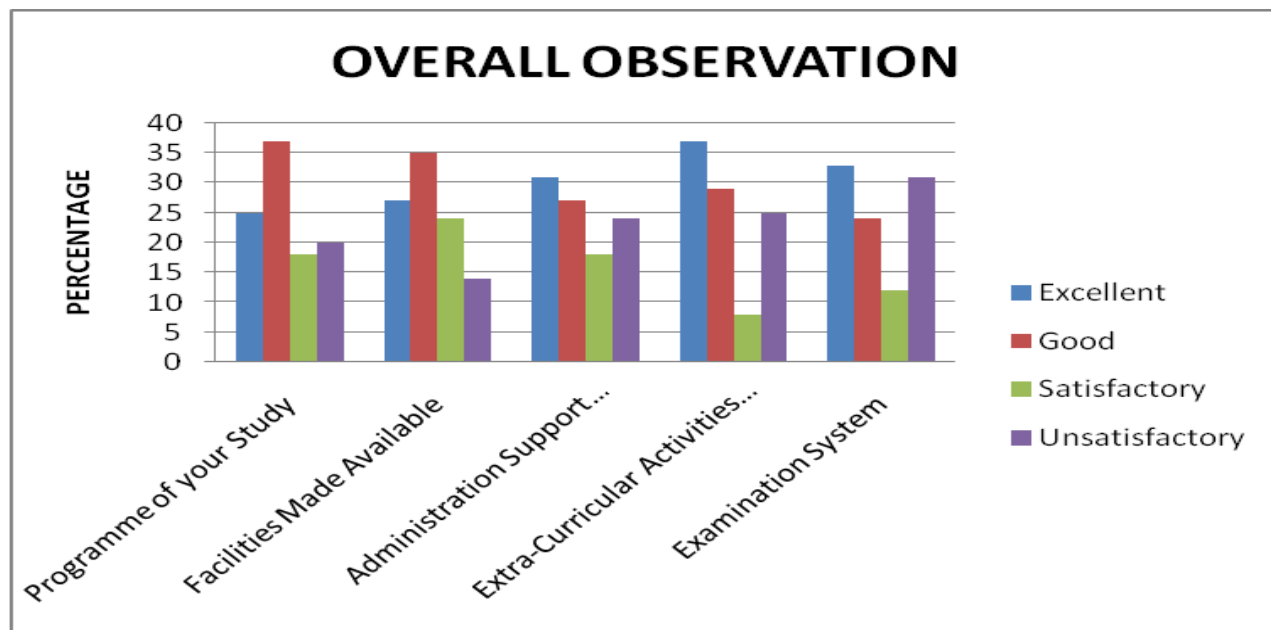
Academic Facilities								
	Syllabus Content	Coverage of Syllabus	Teaching Method	Laboratory Facilities	Teacher Guidance and Counselling	Conduct of CFA Tests / ESE	Staff-Student Relationship	CFA: ESE Weightage
Excellent	37	43	43	49	35	29	31	31
Good	29	31	41	24	29	25	20	29
Satisfactory	18	14	10	18	20	20	16	25
Unsatisfactory	16	12	6	10	16	25	33	14



Campus Facilities (Percentage)									
	Classroom	Internet Browsing	Resource centre	Hostel	Recreation	Health Care	General Library	Department Library	Extracurricular
Excellent	29	31	29	29	29	29	37	35	33
Good	27	27	29	24	29	16	31	27	25
Satisfactory	24	29	20	16	12	24	16	24	22
Unsatisfactory	20	12	22	31	29	31	16	14	20



Extension Activities (Percentage)		
	Outreach Activities	Participation in Extension Activities
Excellent	27	27
Good	45	25
Satisfactory	20	20
Unsatisfactory	8	27



Overall Observation (Percentage)					
	Programme of your Study	Facilities Made Available	Administration Support Given	Extra-Curricular Activities Provided	Examination System
Excellent	25	27	31	37	33
Good	37	35	27	29	24
Satisfactory	18	24	18	8	12
Unsatisfactory	20	14	24	25	31

2. FEEDBACK FROM TEACHERS

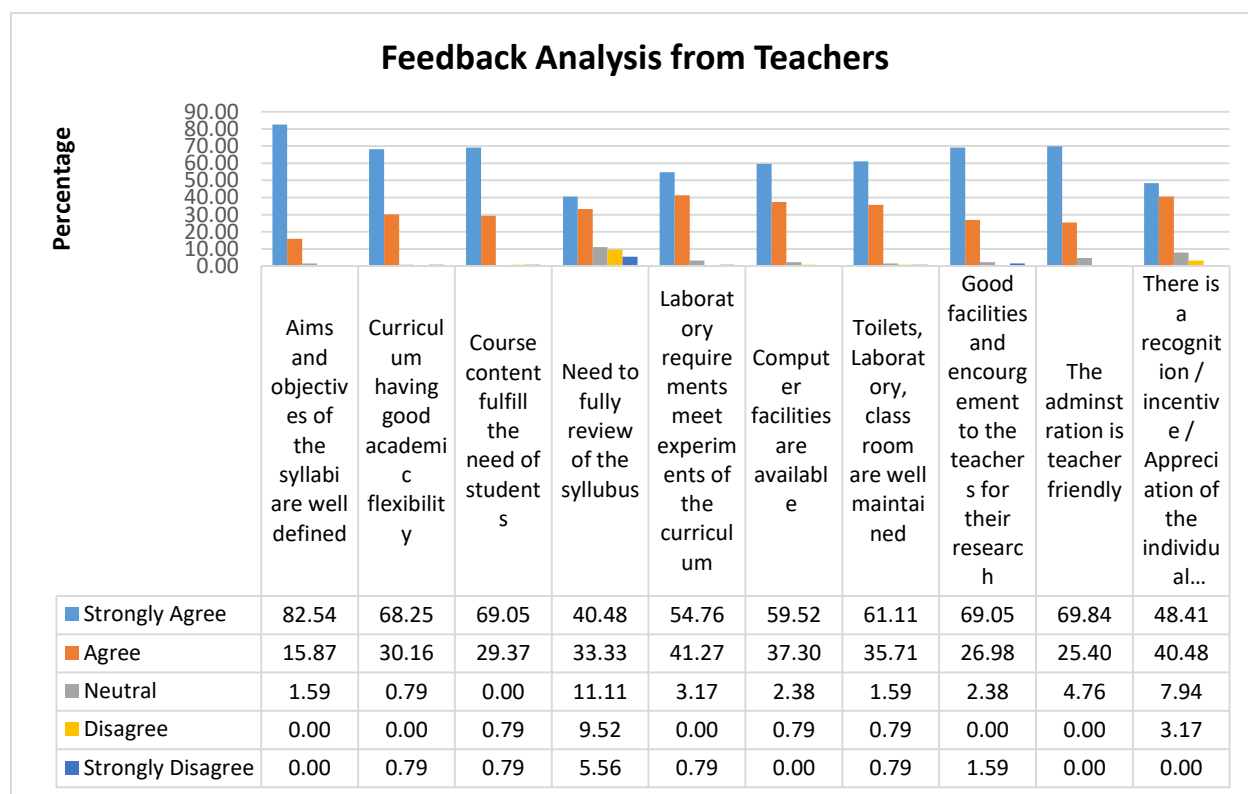
Regular feedback from teachers on the Course content and Curriculum as a whole is taken. IQAC analyses feedback and action taken report is sent to the head of the department, for taking note of the feedback during Curriculum and examination related updates.

A) Number of feedback received = 126

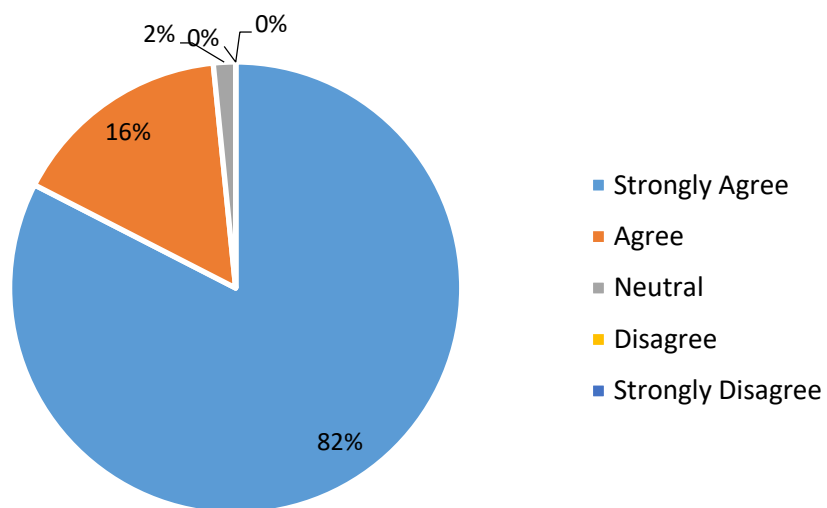
Analysis of feedback received from Teachers (year wise from 2015-2016)

Year		2015-2016				
Rating on / Rating		Strongly Agree	Agree	Neutral	Disagree	Strongly Disagree
Aims and objectives of the syllabi are well defined (Q. No. 1)	COUNT	104	20	2	0	0
	%	82.54	15.87	1.59	0.00	0.00
Curriculum having good academic flexibility (Q. No. 2)	COUNT	86	38	1	0	1
	%	68.25	30.16	0.79	0.00	0.79
Course content fulfill the need of students (Q. No. 3)	COUNT	87	37	0	1	1
	%	69.05	29.37	0.00	0.79	0.79
Need to fully review of the syllabus (Q. No. 4)	COUNT	51	42	14	12	7
	%	40.48	33.33	11.11	9.52	5.56
Laboratory requirements meet experiments of the curriculum (Q. No. 5)	COUNT	69	52	4	0	1
	%	54.76	41.27	3.17	0.00	0.79
Computer facilities are available (Q. No. 6)	COUNT	75	47	3	1	0
	%	59.52	37.30	2.38	0.79	0.00
Toilets, Laboratory, class room are well maintained (Q. No. 7)	COUNT	77	45	2	1	1
	%	61.11	35.71	1.59	0.79	0.79
Good facilities and encouragement to the teachers for their research	COUNT	87	34	3	0	2

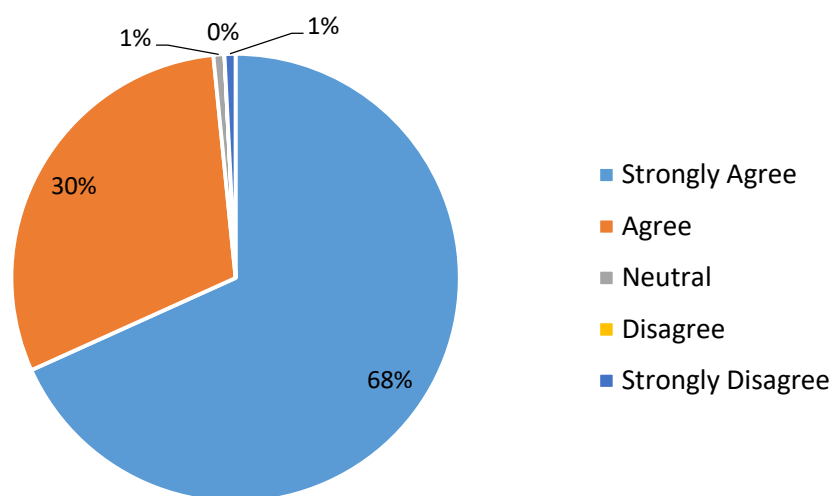
(Q. No. 8)	%	69.05	26.98	2.38	0.00	1.59
The administration is teacher friendly (Q. No. 9)	COUNT	88	32	6	0	0
	%	69.84	25.40	4.76	0.00	0.00
There is a recognition / incentive / Appreciation of the individual work is given (Q. No. 10)	COUNT	61	51	10	4	0
	%	48.41	40.48	7.94	3.17	0.00



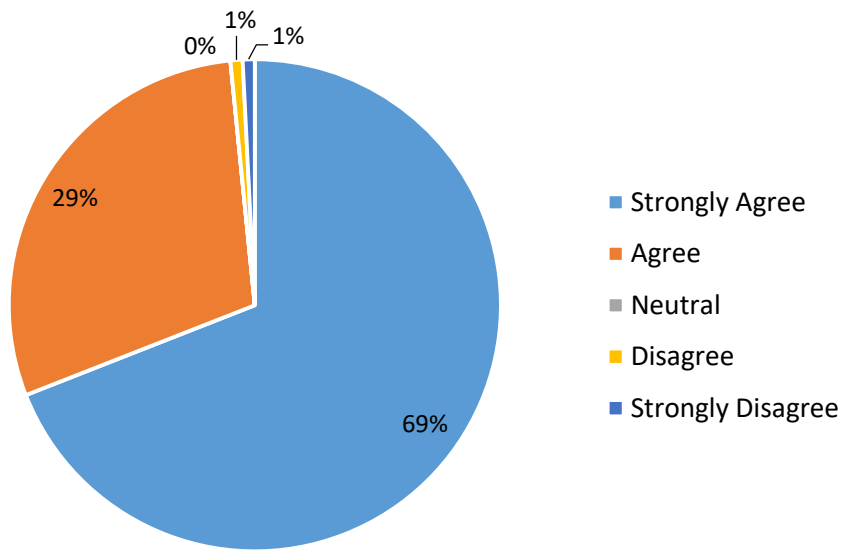
Aims and objectives of the syllabi are well defined



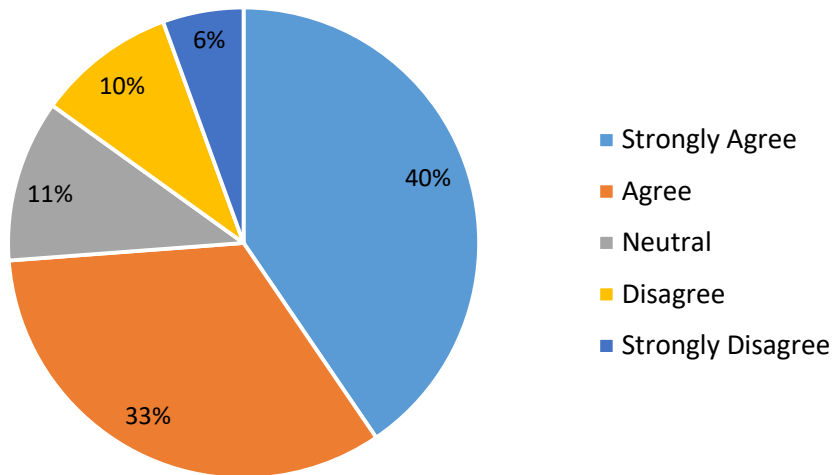
Curriculum having good academic flexibility



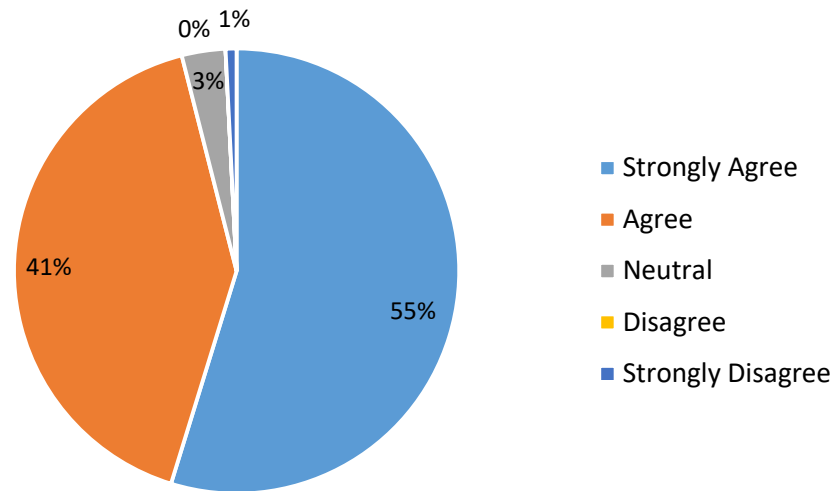
Course content fulfill the need of students



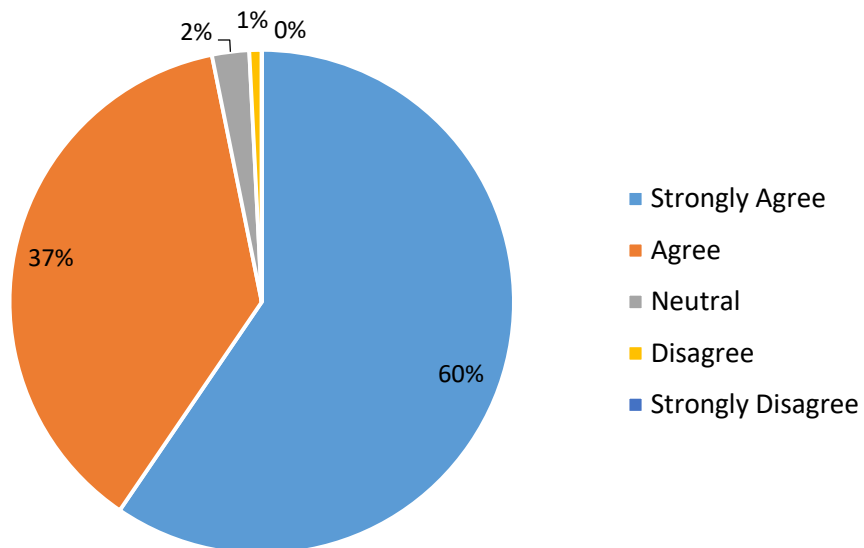
Need to fully review of the syllabus



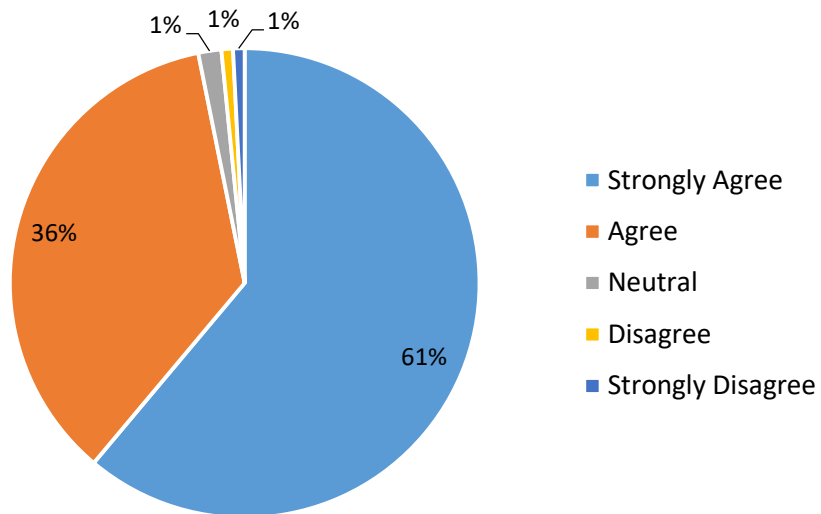
Laboratory requirements meet experiments of the curriculum



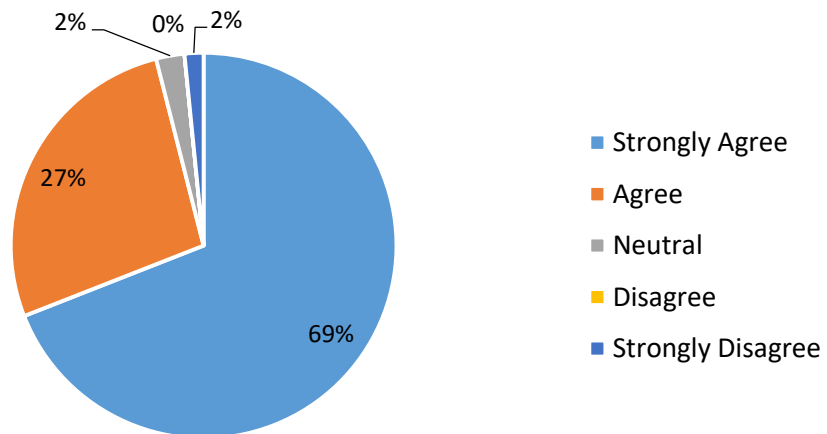
Computer facilities are available



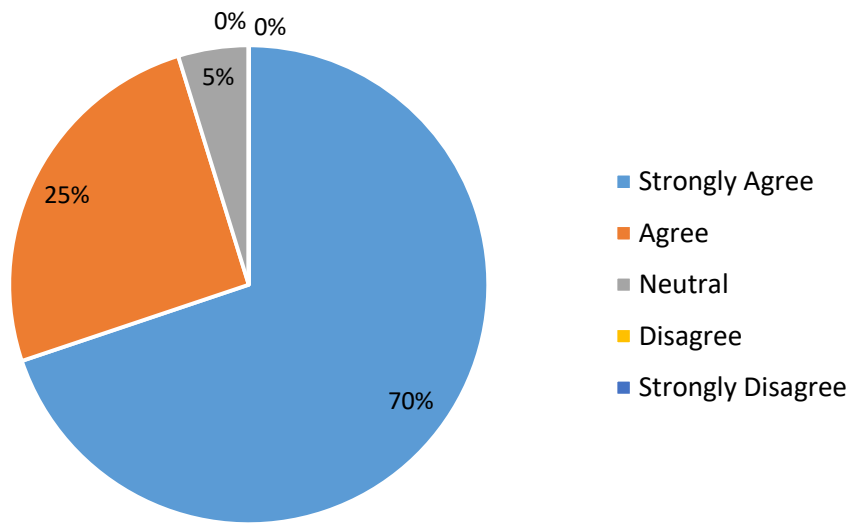
Toilets, Laboratory, class room are well maintained



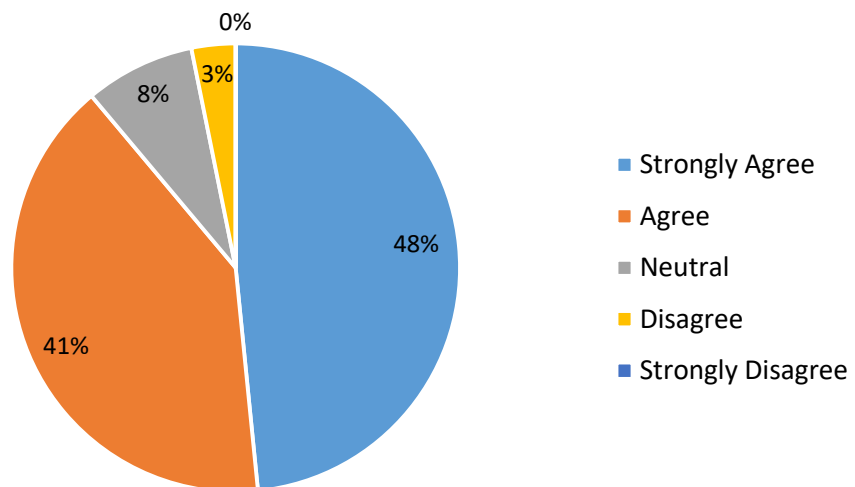
Good facilities and encouragement to the teachers for their research



The adminstration is teacher friendly



There is a recognition / incentive / Appreciation of the individual work is given



3. FEEDBACK FROM EMPLOYERS

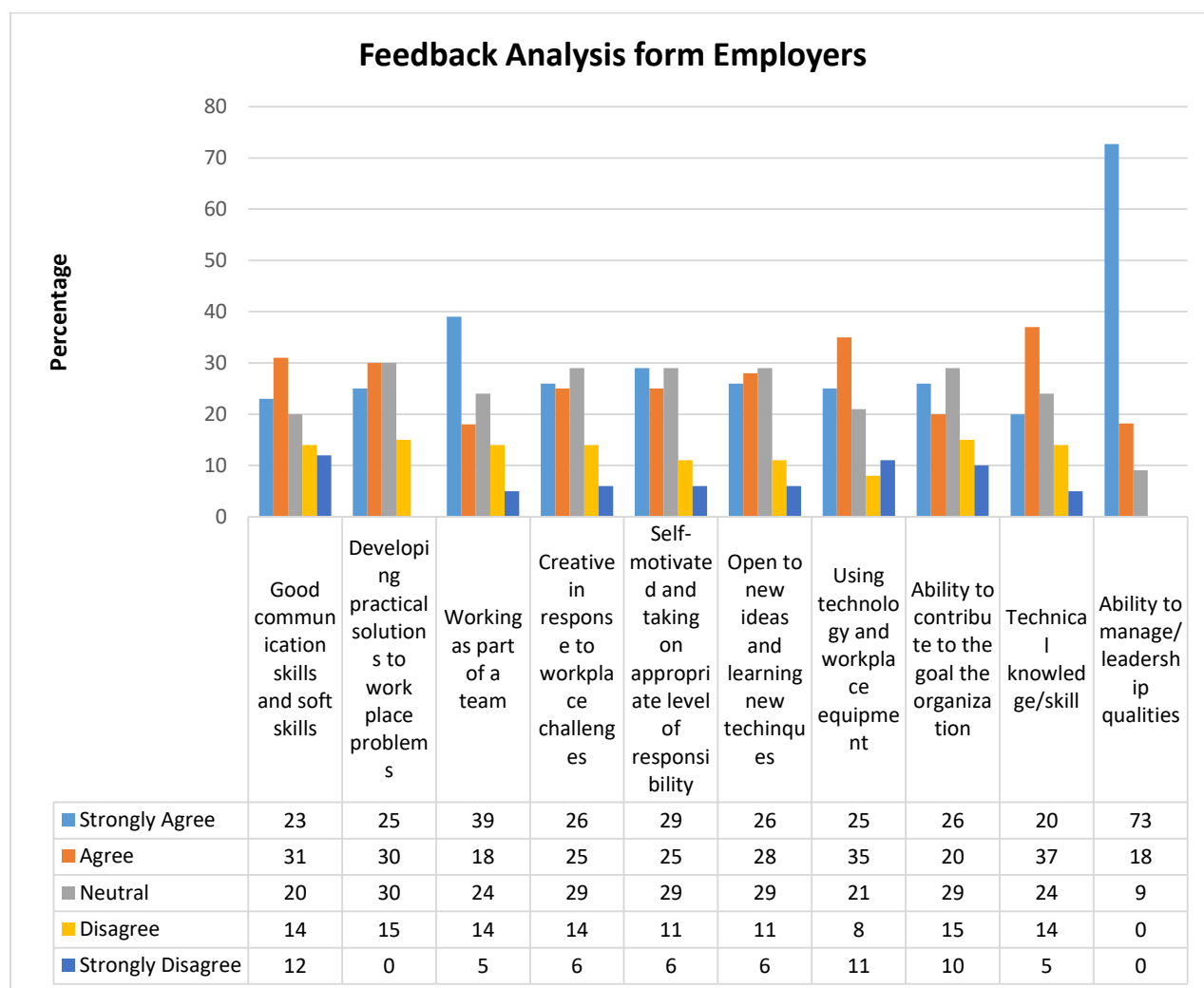
Employers are one of the important stakeholders in the student development. The institution takes the inputs from employers' feedback, while designing of new Curriculum and also during updating of Curriculum in Board of Studies. The inputs from employers are taken very seriously. Employers' feedback is analysed by IQAC cell and action taken report is circulated to respective heads of departments.

A) Number of feedback received = 11

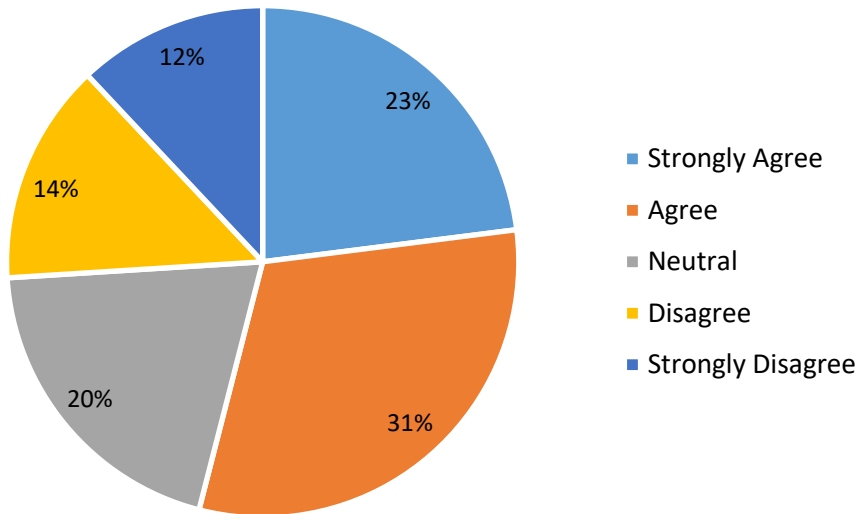
Analysis of feedback received from Employers(year wise from 2015-2016)

Year		2015-2016				
Rating on/ Rating		Strongly Agree	Agree	Neutral	Disagree	Strongly Disagree
Good communication skills and soft skills(Q. No.1)	COUNT	3	3	2	2	1
	%	23	31	20	14	12
Developing practical solutions to work place problems (Q. No. 2)	COUNT	3	3	3	2	0
	%	25	30	30	15	0
Working as part of a team (Q. No. 3)	COUNT	4	2	3	2	1
	%	39	18	24	14	5
Creative in response to workplace challenges (Q. No. 4)	COUNT	3	3	3	2	1
	%	26	25	29	14	6
Self-motivated and taking on appropriate level of responsibility (Q. No. 5)	COUNT	3	3	3	1	1
	%	29	25	29	11	6
Open to new ideas and learning new techniques (Q. No. 6)	COUNT	3	3	3	1	1
	%	26	28	29	11	6
Using technology and workplace equipment (Q. No. 7)	COUNT	3	4	2	1	1
	%	25	35	21	8	11

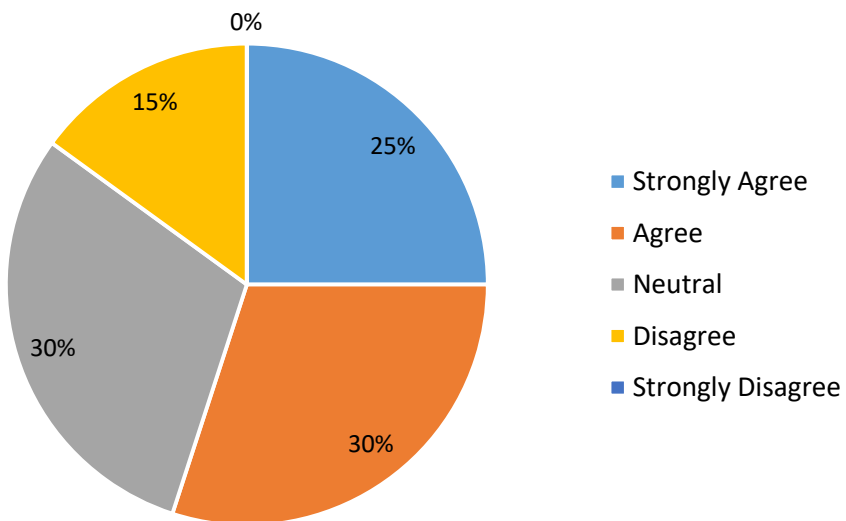
Ability to contribute to the goal the organization (Q. No. 8)	COUNT	3	2	3	2	1
	%	26	20	29	15	10
Technical knowledge/skill (Q. No. 9)	COUNT	2	4	3	2	1
	%	20	37	24	14	5
Ability to manage/leadership qualities (Q. No. 10)	COUNT	8	2	1	0	0
	%	73	18	9	0	0



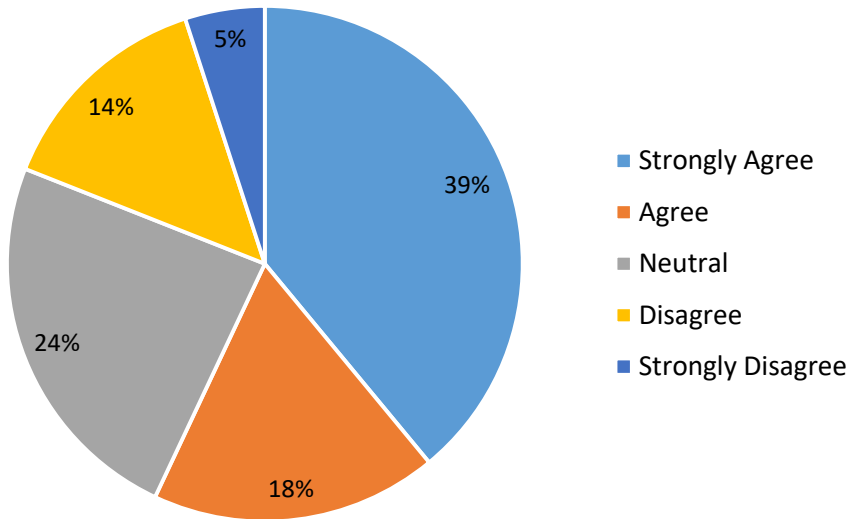
Good communication skills and soft skills



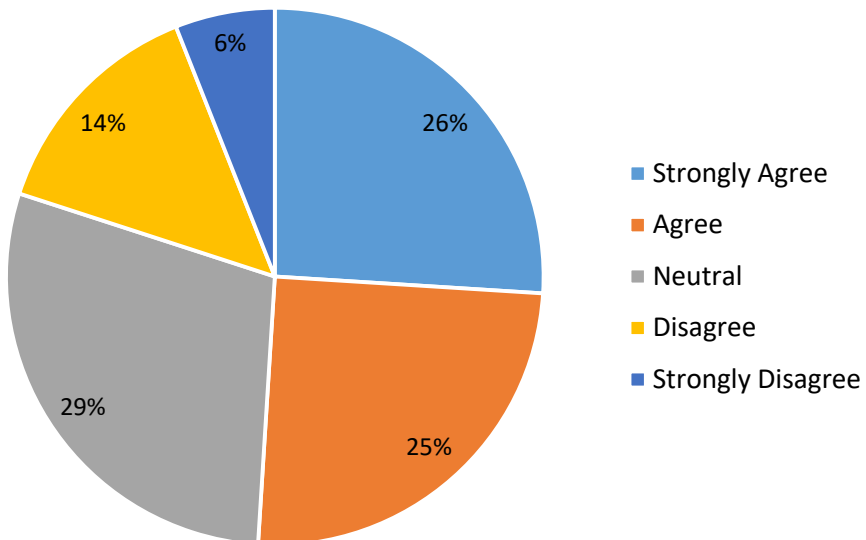
Developing practical solutions to work place problems



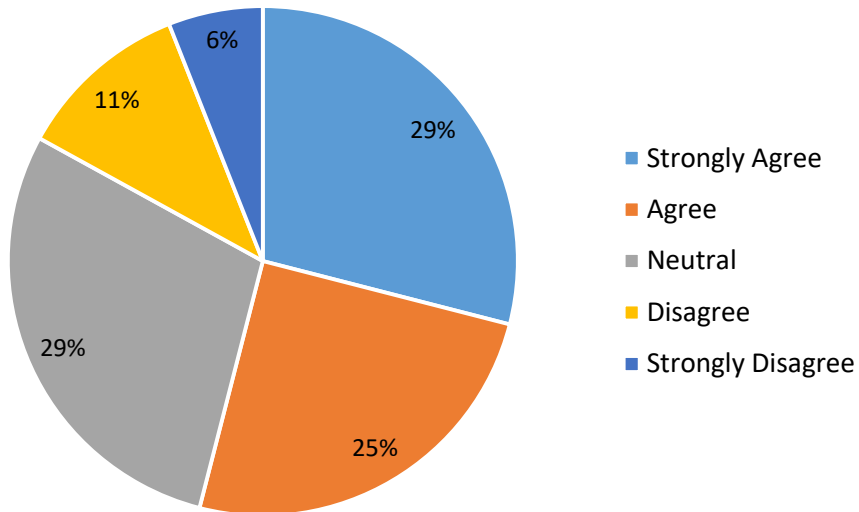
Working as part of a team



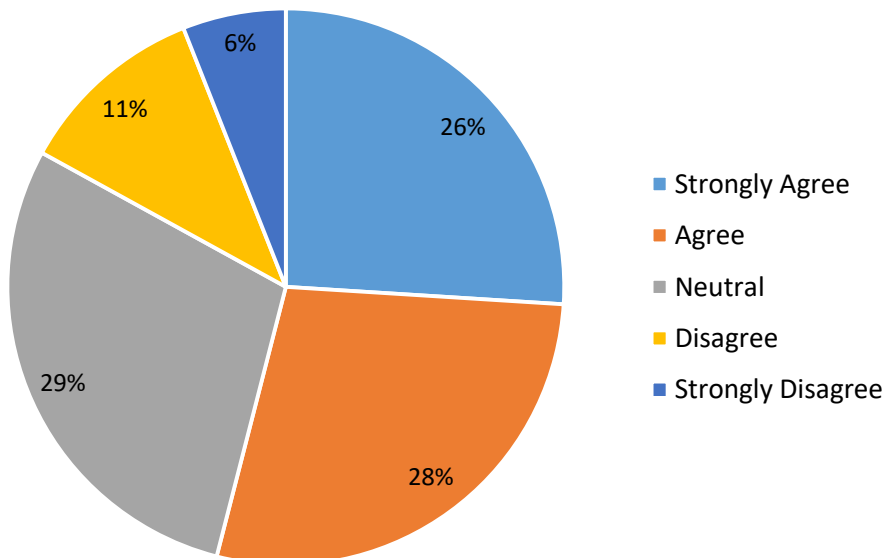
Creative in response to workplace challenges



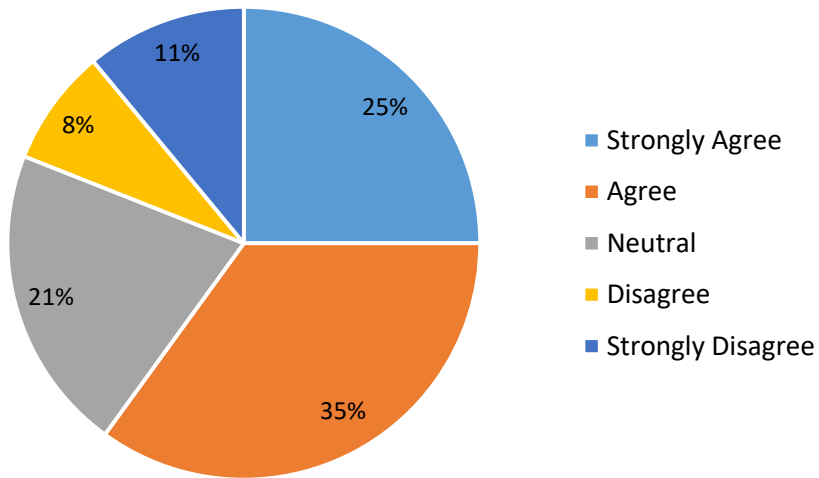
Self-motivated and taking on appropriate level of responsibility



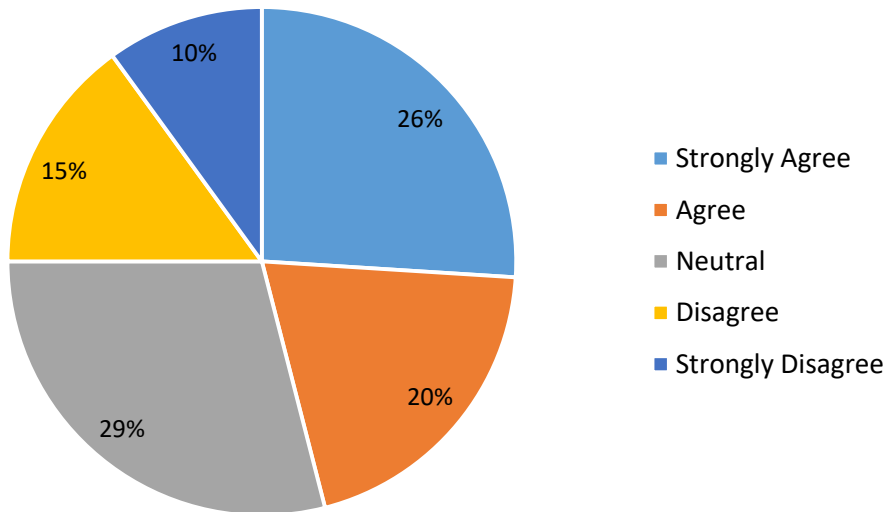
Open to new ideas and learning new techniques



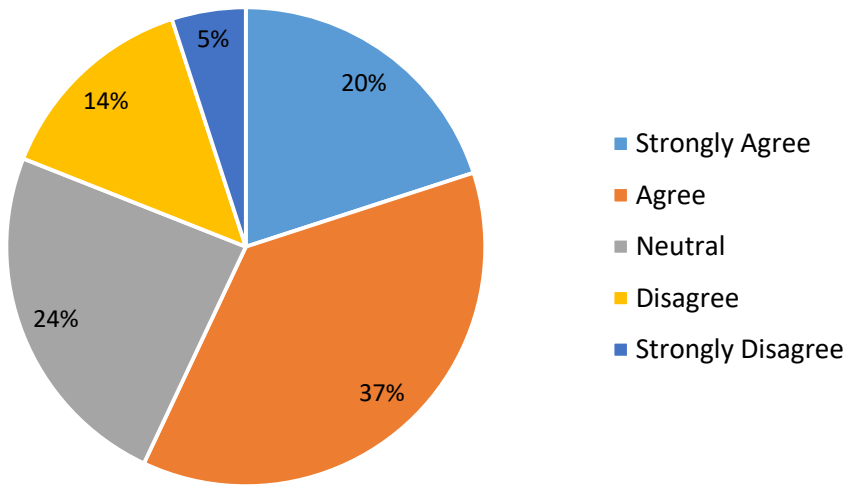
Using technology and workplace equipment



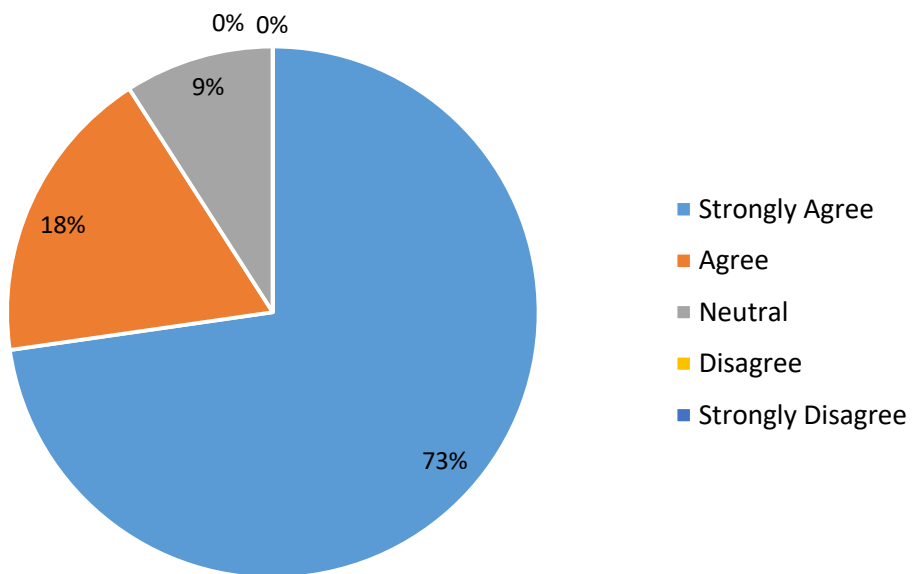
Ability to contribute to the goal the organization



Technical knowledge/skill



Ability to manage/leadership qualities



4. FEEDBACK FROM ALUMNI

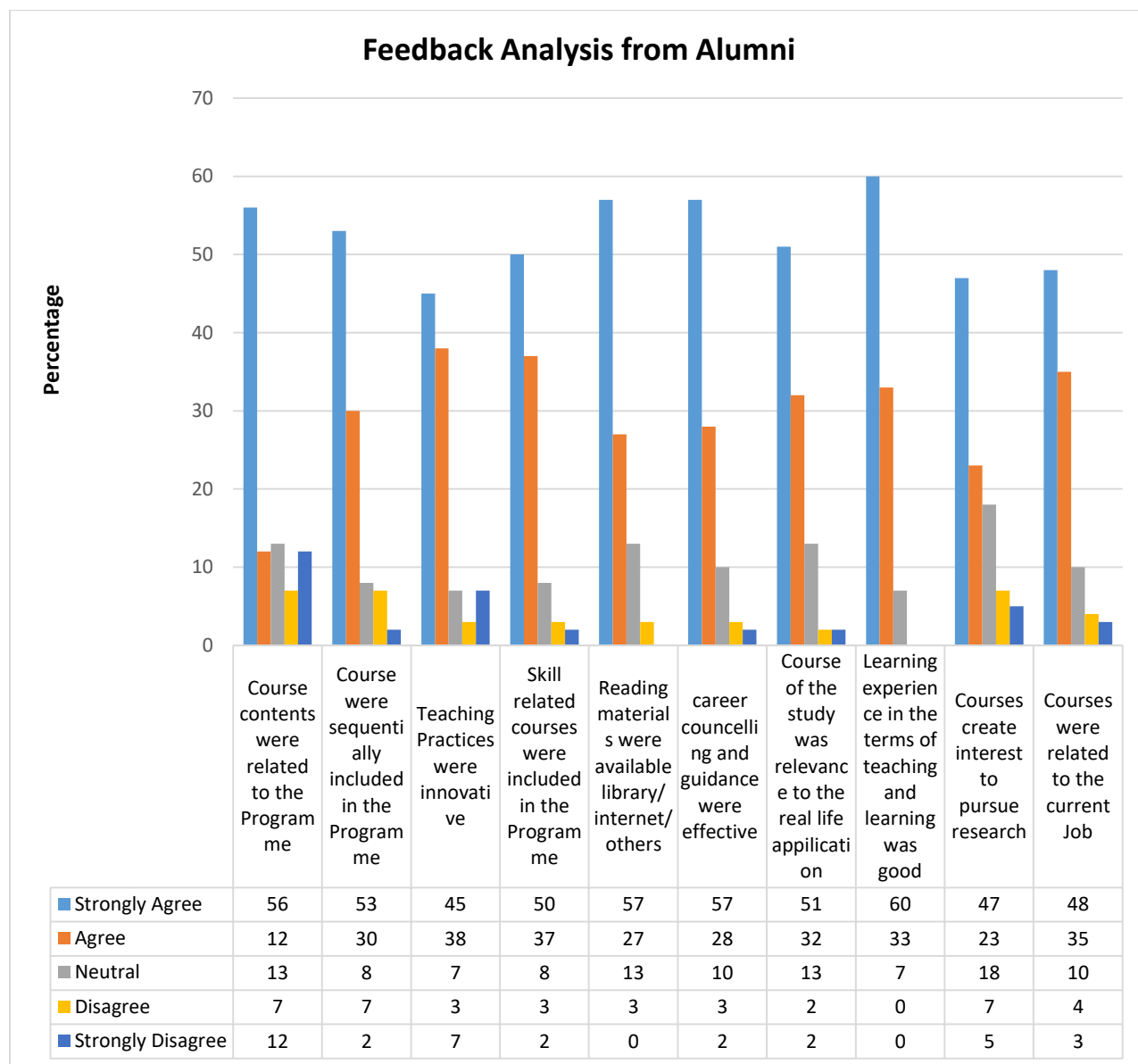
Alumni form an essential part, in designing and Reviewing of Curriculum. The feedbacks from alumni are taken during Board of Studies meeting and during alumni meets held annually. Their views on Curriculum, employability and visibility of institutions are taken by Head of Departments and Alumni Association and sent to IQAC.

A) Number of feedback received = 60

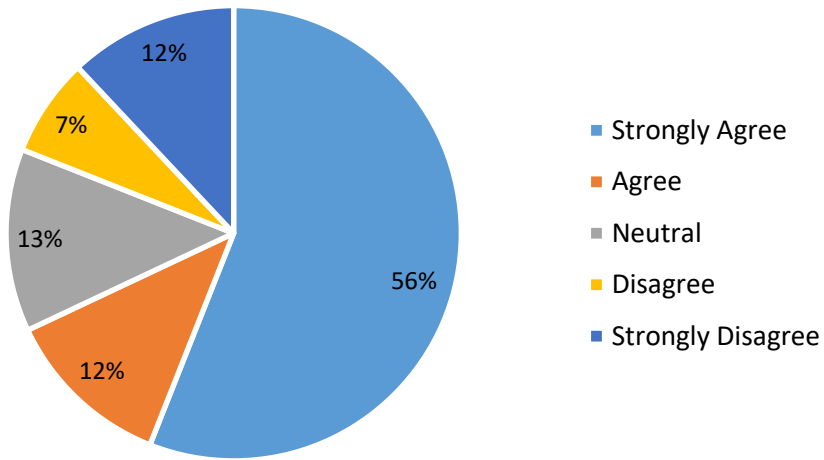
Analysis of feedback received from Alumni (year wise from 2015-2016)

Year		2015-2016				
Rating on/ Rating		Strongly Agree	Agree	Neutral	Disagree	Strongly Disagree
Course contents were related to the Programme(Q. No.1)	COUNT	34	7	8	4	7
	%	56	12	13	7	12
Course were sequentially included in the Programme(Q. No. 2)	COUNT	32	18	5	4	1
	%	53	30	8	7	2
Teaching Practices were innovative(Q. No. 3)	COUNT	27	23	4	2	4
	%	45	38	7	3	7
Skill related courses were included in the Programme(Q. No. 4)	COUNT	30	22	5	2	1
	%	50	37	8	3	2
Reading materials were available library/ internet/others(Q. No. 5)	COUNT	34	16	8	2	0
	%	57	27	13	3	0
career counseling and guidance were effective (Q. No. 6)	COUNT	34	17	6	2	1
	%	57	28	10	3	2
Course of the study was relevance to the real life application(Q. No. 7)	COUNT	31	19	8	1	1
	%	51	32	13	2	2
Learning experience in the terms of teaching and learning was good(Q. No. 8)	COUNT	36	20	4	0	0

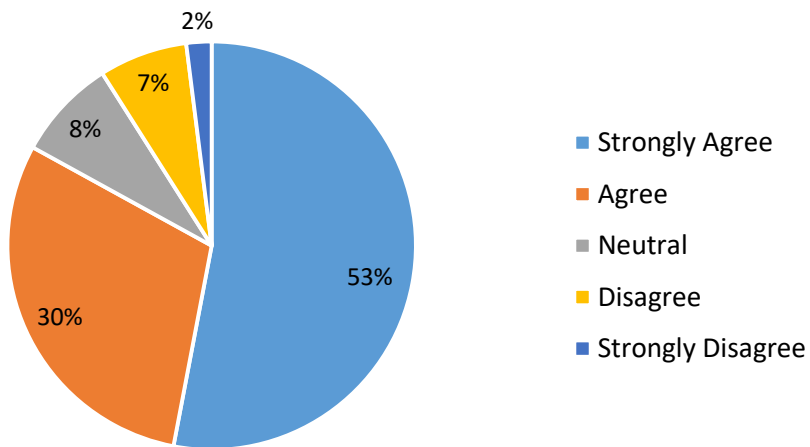
8)	%	60	33	7	0	0
Courses create interest to pursue research(Q. No. 9)	COUNT	28	14	11	4	3
	%	47	23	18	7	5
Courses were related to the current Job(Q. No. 10)	COUNT	29	21	6	2	2
	%	48	35	10	4	3



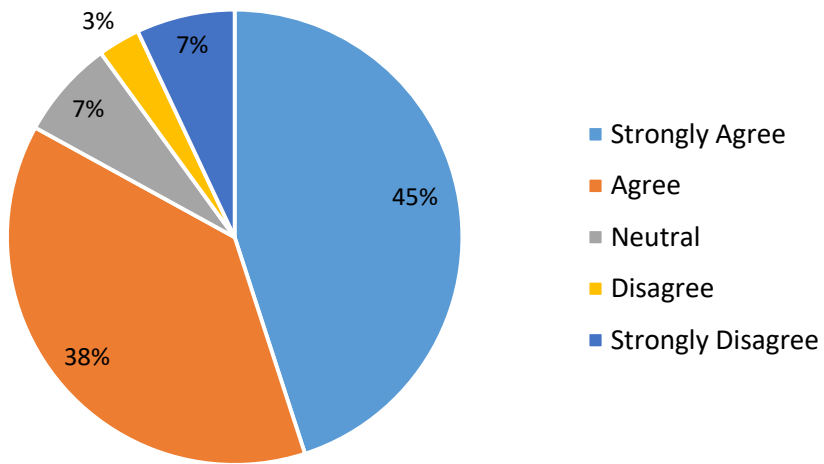
Course contents were related to the Programme



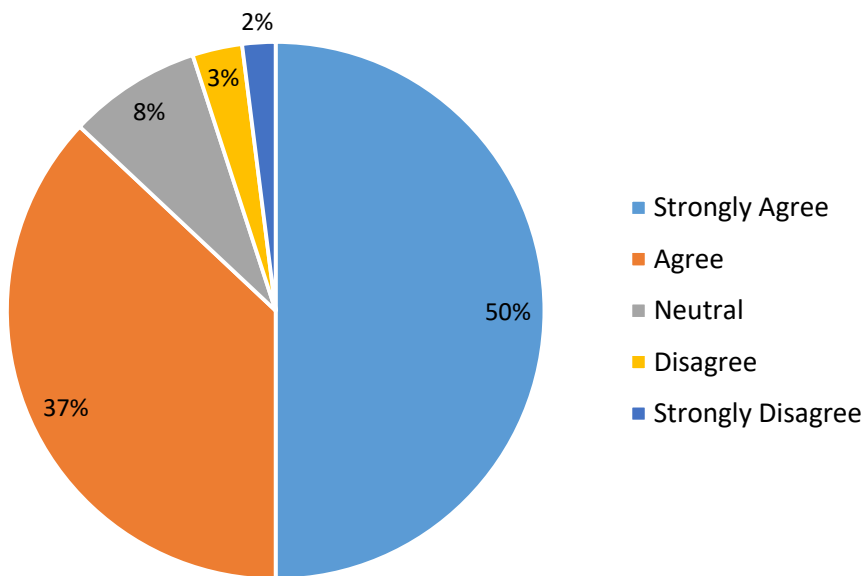
Course were sequentially included in the Programme



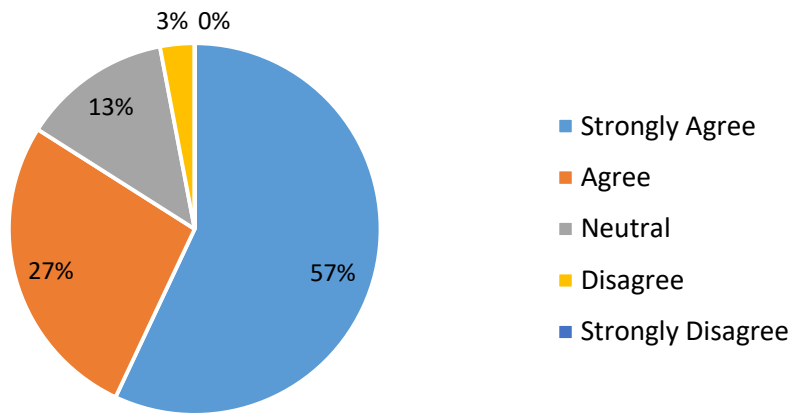
Teaching Practices were innovative



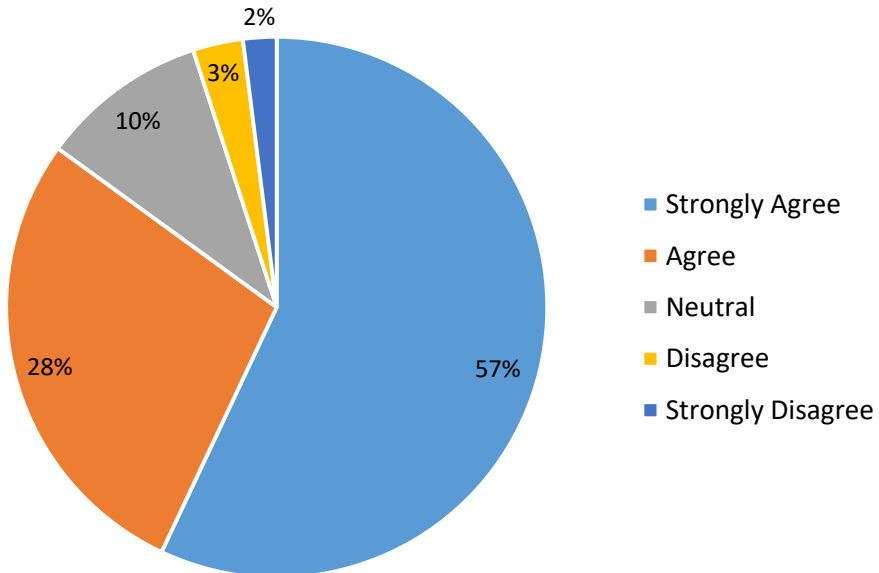
Skill related courses were included in the Programme



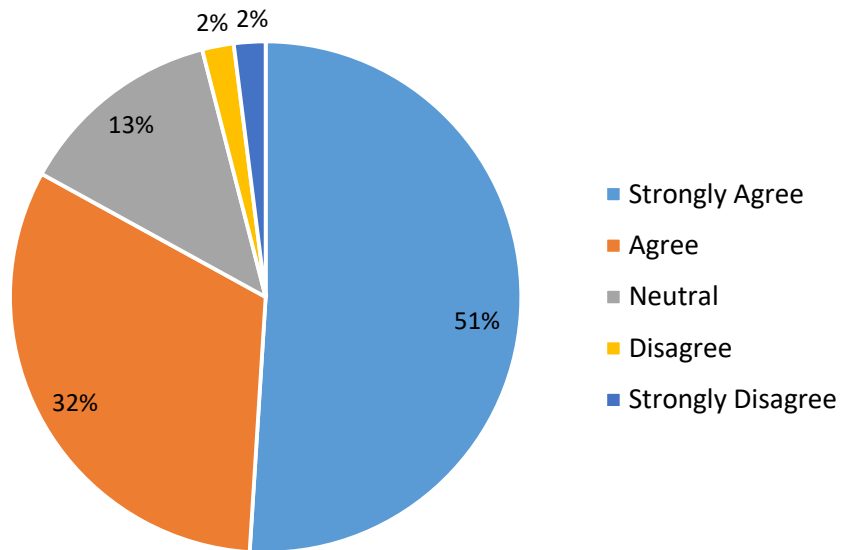
**Reading materials were available library/
internet/others**



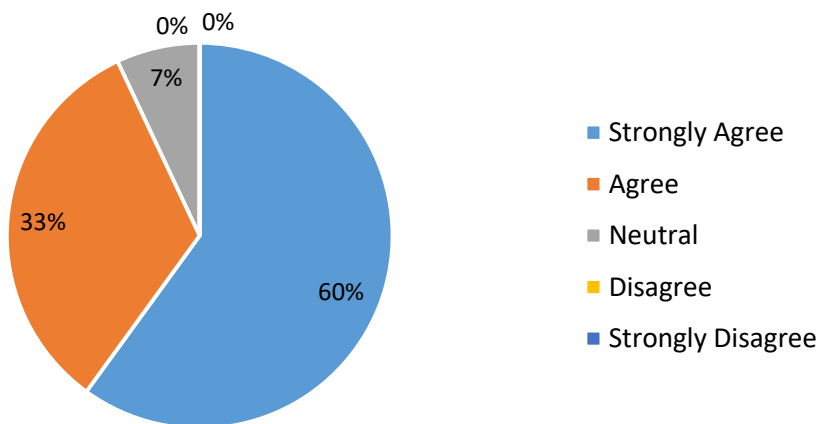
career counselling and guidance were effective



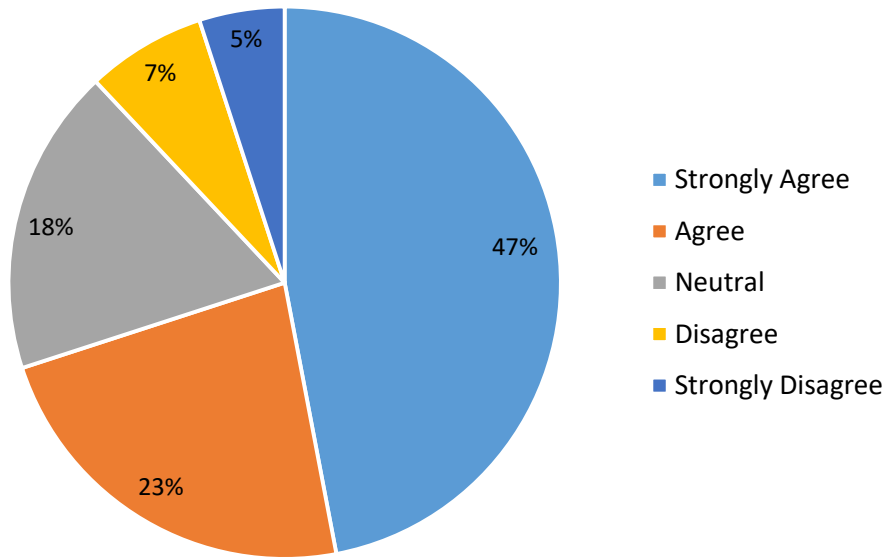
Course of the study was relevance to the real life appilication



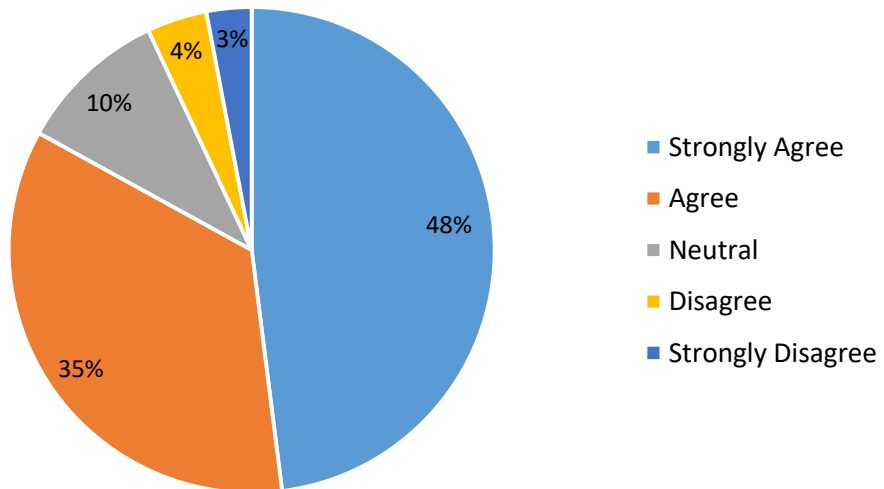
Learning experience in the terms of teaching and learning was good



Courses create interest to pursue research



Courses were related to the current Job



ACTION TAKEN REPORT ON FEEDBACK (2015-16)
STUDENTS

OBSERVATIONS	ACTION TAKEN
In the academic year 2015-16, 71% of the students thought the syllabus content was excellent and good, while 29% were satisfied and dissatisfied.	The University has communicated the Board of Studies Chairpersons through a circular to include renowned academicians, industry experts and alumni to improve the syllabus content.
Students suggested the curriculum may be framed or updated at par with latest technology and needs of the society.	All the Chairman of board of studies were asked to have a perfect blend of inputs from renowned academicians and Industry experts for each course to make the syllabi industry based with advanced technological inputs periodically.
Evaluation should not be partial	All the members of faculty were advised to strictly adhere to the evaluation norms as per guidelines without any partiality among students.
Technical aspects should be taught for proper utilization of Lectures etc.	All the members of faculty have been asked to taught for proper utilization of make best use of the E-Learning resources, like resources INFLIBNET, DELNET, Online video lectures,

ALUMNI

OBSERVATIONS	ACTION TAKEN
Alumni have suggested that the University may conduct training programmes on Career Guidance and Counselling for the benefit of the students.	All the head of the departments were requested to conduct training programmes on Career Guidance and Counselling like UPSC, TNPSC etc. to make the students of their departments industry ready or Employable graduates.
Need to conduct Psychology related teaching practice for the students.	The head, department of psychology was asked to provide psychology of teaching and learning which would help the students understand the social, emotional and cognitive processes that constitute learning throughout the course

EMPLOYERS

OBSERVATIONS	ACTION TAKEN
Employers were dissatisfied with communication and soft skills.	IQAC has communicated to all Board of Studies Chairpersons to incorporate communication skills, soft skills and supportive courses into curriculum and make use of the Language laboratory.
Employers observed a lack of teamwork among students.	To help students get practical experience in the industry, IQAC has communicated to all Board of Studies Chairpersons to include group projects/ student's seminars, group presentation etc.

TEACHERS

OBSERVATION	ACTION TAKEN
Administration is not Teacher friendly	As per the norms of TamilNadu Government and as per the statues of Periyar University, Rules and Regulations are being followed.
Computer facilities are needed for all faculty members.	1 Gpbs Internet Bandwidth, Wi-Fi and High-Performance Computing facilities are made available for betterment of the faculty members. Computer and printer facilities are provided to all faculty members.


CBCS COORDINATOR

Dr. C. CHANDRASEKAR, M.C.A., Ph.D.
CBCS Coordinator
Professor / Computer Science
Periyar University
Salem - 636 011. TN.


DIRECTOR, IQAC
DR. R. VENKATACHALAPATHY
Director
Internal Quality Assurance Cell (IQAC),
Periyar University,
Salem - 636 011, Tamil Nadu


REGISTRAR
REGISTRAR
PERIYAR UNIVERSITY
SALEM-636 011.