


STAKEHOLDERS FEEDBACK ANALYSIS REPORT

**CRITERIA-I, EVIDENCE(S) AS PER SOP
FOR METRIC, NO 1.4.2**

STUDENTS FEEDBACK (2020-2021)



**PERIYAR UNIVERSITY
SALEM - 636011
TAMIL NADU**

1. FEEDBACK FROM STUDENTS

The Internal Quality Assurance Cell (IQAC) of Periyar University collects feedback from students on Academic Facilities, Campus facilities, Extension activities and about the Overall Observation of the University. The rating scale is fixed as Excellent, Good, Satisfactory and Unsatisfactory. A total of 1501 students have given their feedback. This report presents the list of questions, department wise analysis and overall analysis.

A) Number of feedbacks received in 2020-2021 Year

Year	Number of Students
2020 – 2021	1501

B) Questions Asked:

S. No	Question Asked	Metrics
1	Syllabus Content	Academic Facilities
2	Coverage of Syllabus	
3	Teaching Methods	
4	Laboratory Facilities	
5	Teacher Guidance and Counselling	
6	Conduct of CFA Tests / ESE	
7	Teacher-Student Relationship	
8	CFA: ESE Weightage	
9	Classrooms	Campus Facilities
10	Internet Browsing	
11	Amenity / Services	
12	Hostel	
13	Recreation	
14	Health Care	
15	General Library	
16	Department Library	
17	Extracurricular	Extension Activities
18	Outreach Activities	
19	Participation in Extension Activities	Overall Observation
20	Programme of your Study	
21	Facilities Made Available	
22	Administration Support Given	
23	Extra-Curricular Activities Provided	
24	Examination System	

Analysis of feedback received from students (2020-21)

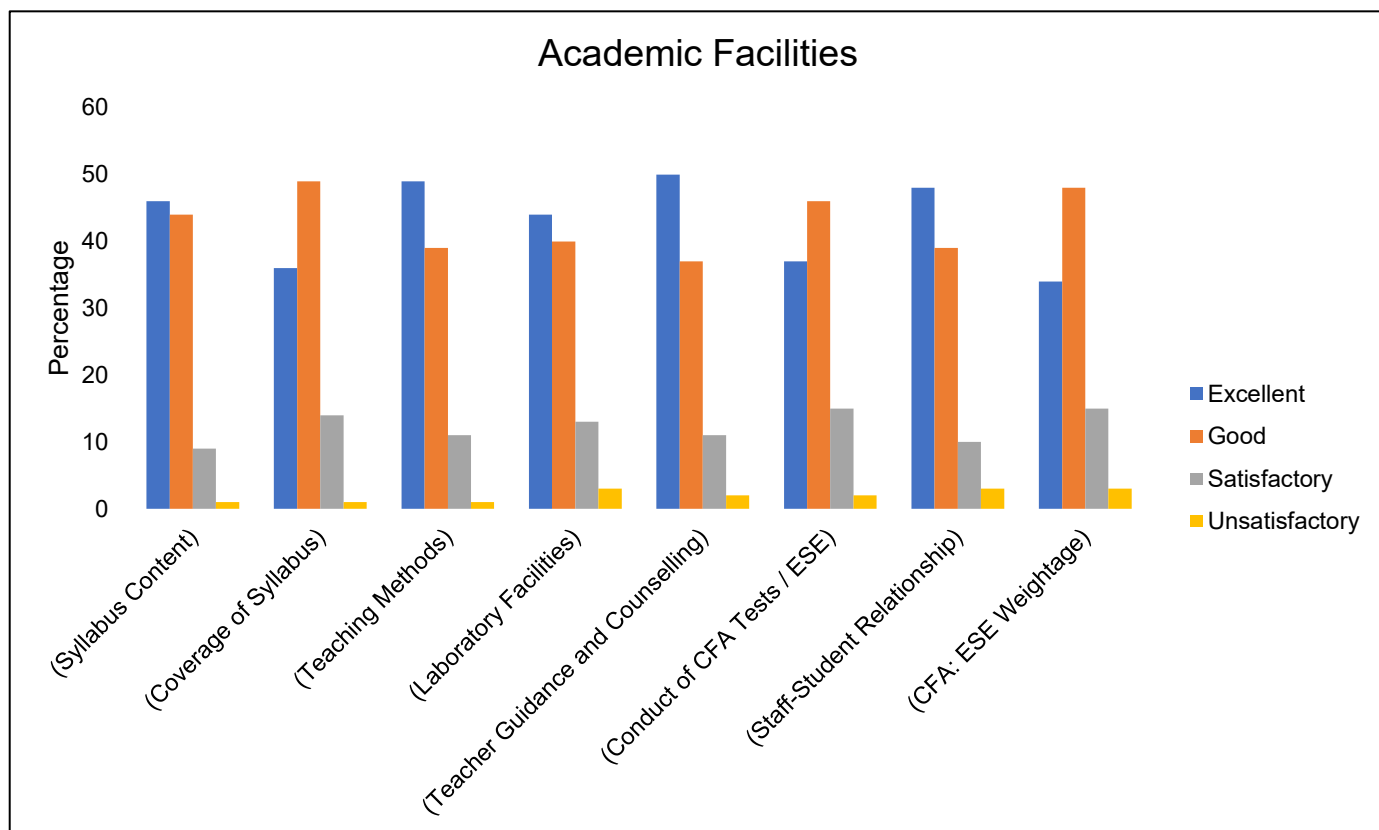
Parameters	Excellent	Good	Satisfactory	Unsatisfactory	Total
Syllabus Content	684	662	148	7	1501
Coverage of Syllabus	544	731	206	20	1501
Teaching Methods	729	591	167	14	1501
Laboratory Facilities	667	599	192	43	1501
Teacher Guidance and Counselling	758	552	169	22	1501
Conduct of CFA Tests / ESE	556	690	222	33	1501
Teacher-Student Relationship	720	592	157	32	1501
CFA: ESE Weightage	516	726	221	38	1501
Classrooms	805	560	117	19	1501
Internet Browsing	550	625	239	87	1501
Amenity / Services	487	718	251	45	1501
Hostel	393	675	319	114	1501
Recreation	490	733	235	43	1501
Health Care	550	662	226	63	1501
General Library	827	534	125	15	1501
Department Library	691	569	186	55	1501
Extracurricular	518	656	226	101	1501
Outreach Activities	522	730	181	68	1501
Participation in Extension Activities	588	606	241	66	1501
Programme of your Study	675	657	155	14	1501
Facilities Made Available	639	657	181	24	1501
Administration Support Given	613	664	195	29	1501
Extra-Curricular Activities Provided	551	646	218	86	1501
Examination System	666	632	171	32	1501

Report in Percentage

	Excellent	Good	Satisfactory	Unsatisfactory	Total
Syllabus Content	46	44	9	1	100
Coverage of Syllabus	36	49	14	1	100
Teaching Methods	49	39	11	1	100
Laboratory Facilities	44	40	13	3	100
Teacher Guidance and Counselling	50	37	11	2	100
Conduct of CFA Tests / ESE	37	46	15	2	100
Teacher-Student Relationship	48	39	10	3	100
CFA: ESE Weightage	34	48	15	3	100
Classrooms	54	37	8	1	100
Internet Browsing	37	42	16	5	100
Amenity / Services	32	48	17	3	100
Hostel	26	45	21	8	100
Recreation	33	49	16	2	100
Health Care	37	44	15	4	100
General Library	55	36	8	1	100
Department Library	46	38	12	4	100
Extracurricular	35	44	15	6	100
Outreach Activities	35	49	12	4	100
Participation in Extension Activities	39	40	16	5	100
Programme of your Study	45	44	10	1	100
Facilities Made Available	43	44	12	1	100
Administration Support Given	41	44	13	2	100
Extra-Curricular Activities Provided	37	43	15	5	100
Examination System	44	42	11	3	100

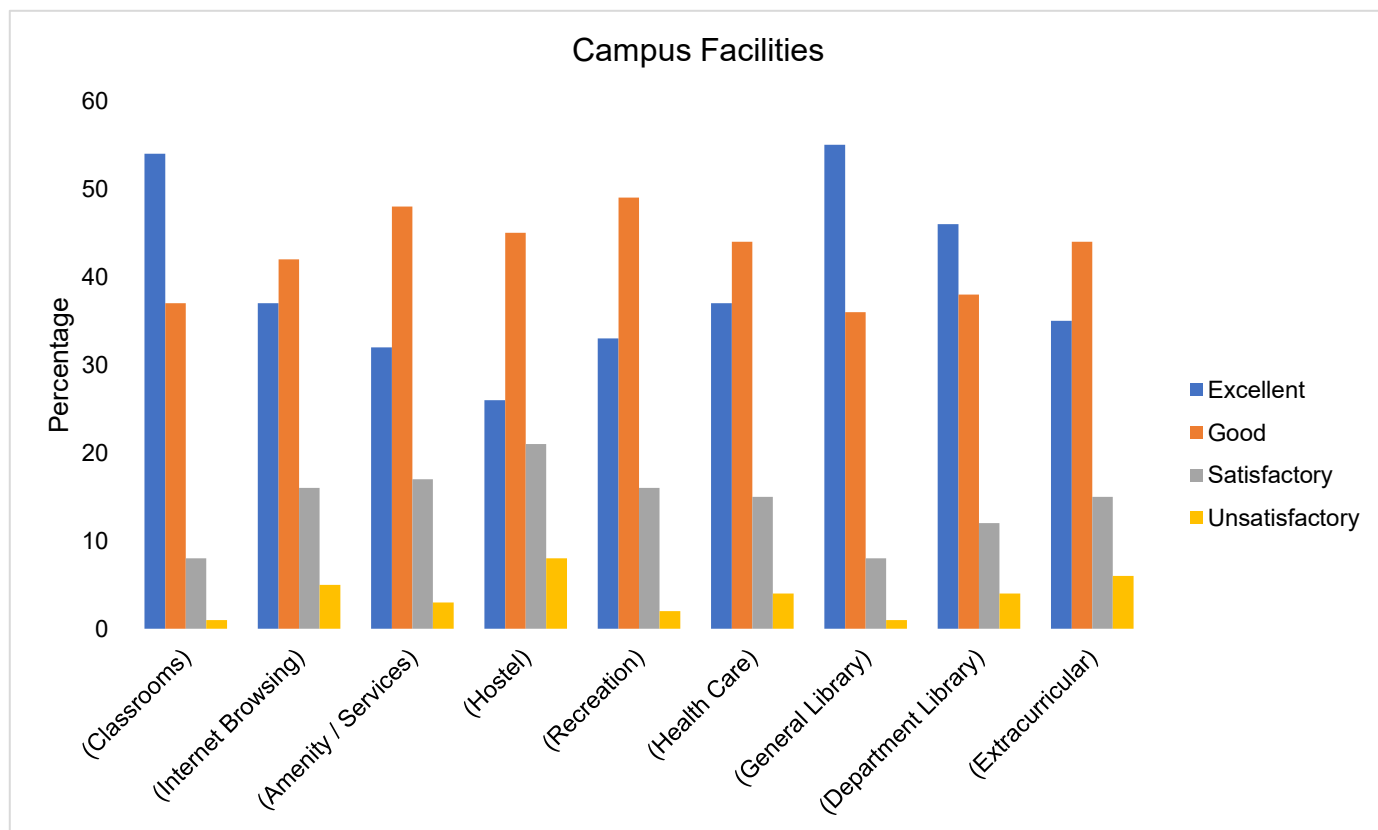
OVERALL ANALYSIS OF STUDENTS FEEDBACK

Academic Facilities				
	Excellent	Good	Satisfactory	Unsatisfactory
Syllabus Content	46	44	9	1
Coverage of Syllabus	36	49	14	1
Teaching Methods	49	39	11	1
Laboratory Facilities	44	40	13	3
Teacher Guidance and Counselling	50	37	11	2
Conduct of CFA Tests / ESE	37	46	15	2
Teacher-Student Relationship	48	39	10	3
CFA: ESE Weightage	34	48	15	3

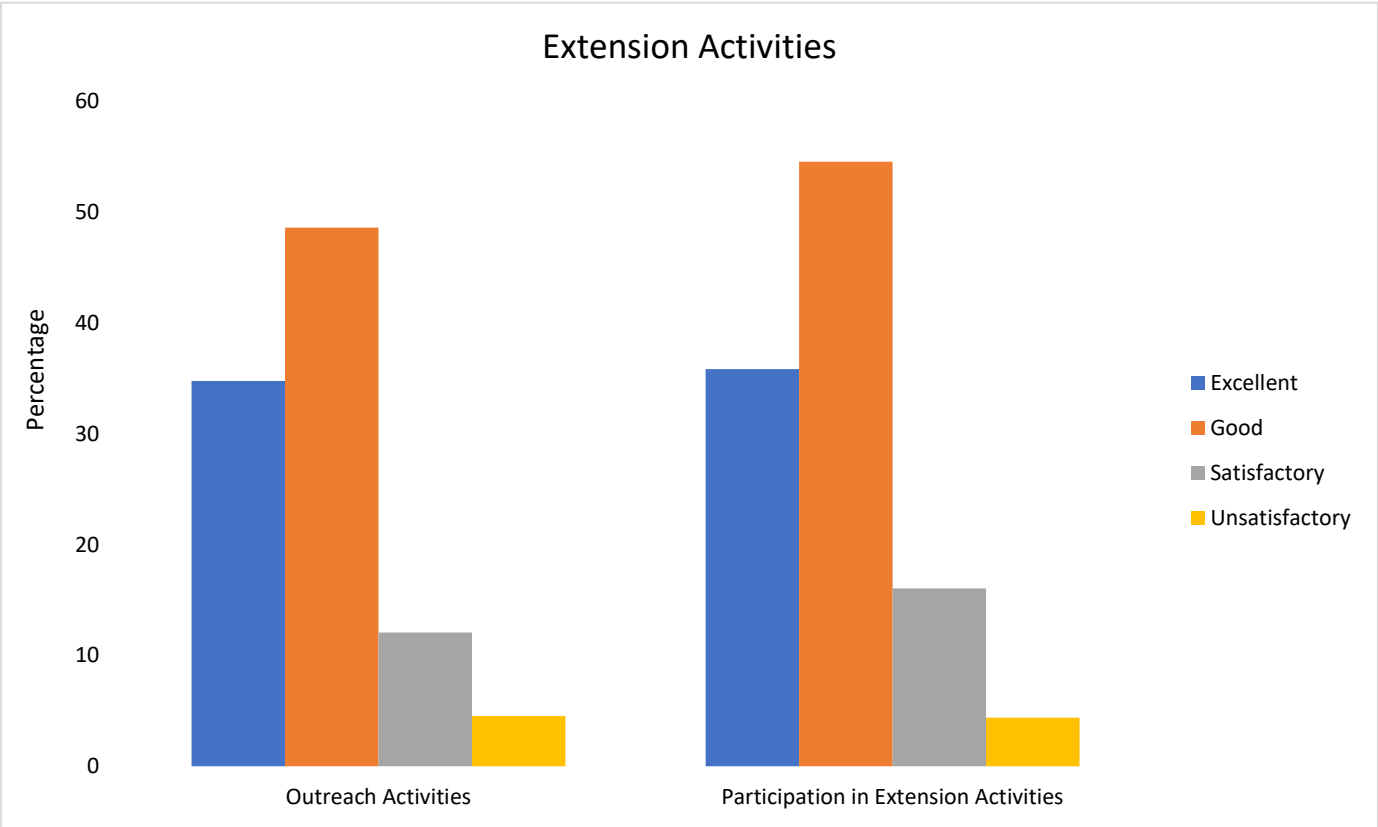


OVERALL ANALYSIS OF STUDENTS FEEDBACK-CAMPUS FACILITIES

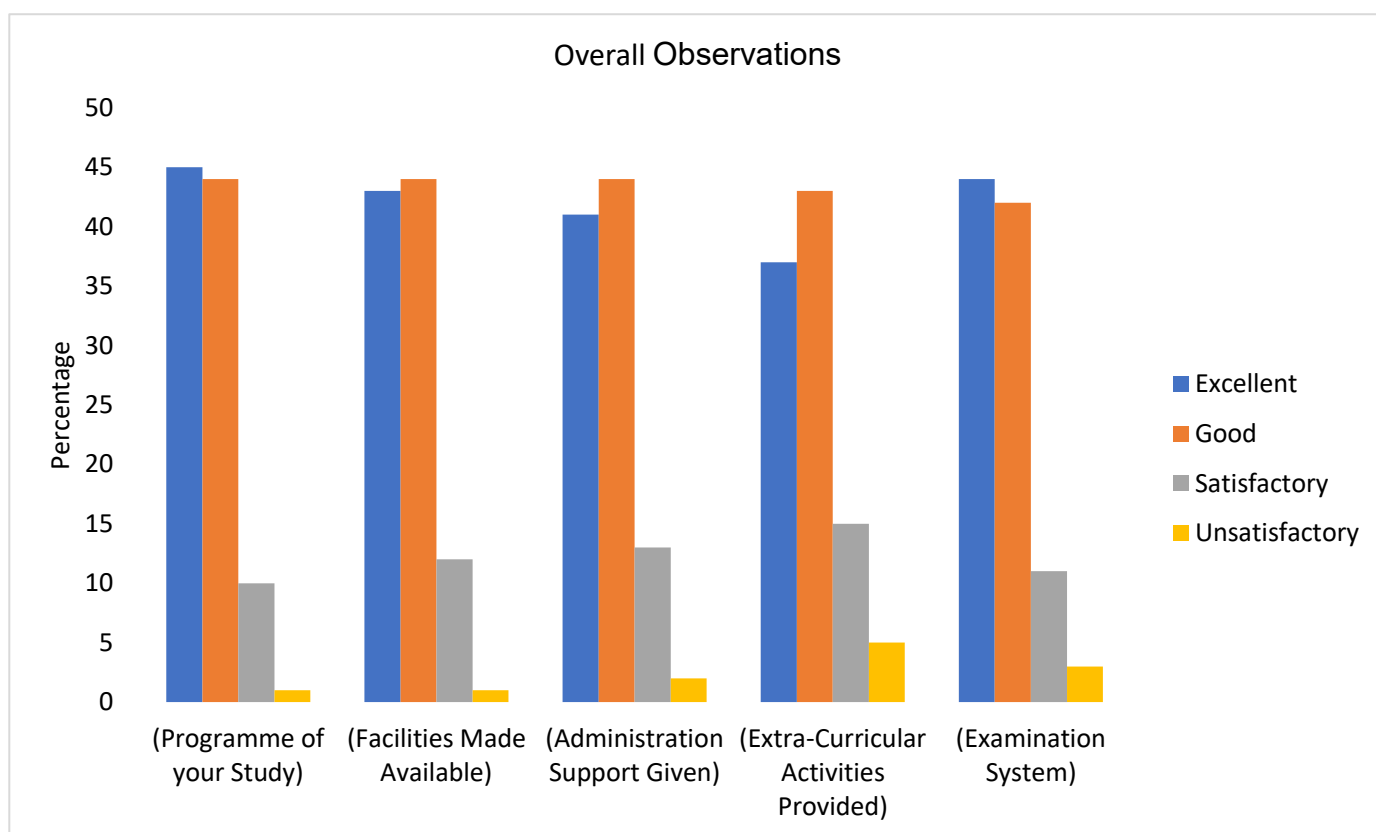
Campus Facilities				
	Excellent	Good	Satisfactory	Unsatisfactory
Classrooms	54	37	8	1
Internet Browsing	37	42	16	5
Amenity / Services	32	48	17	3
Hostel	26	45	21	8
Recreation	33	49	16	2
Health Care	37	44	15	4
General Library	55	36	8	1
Department Library	46	38	12	4
Extracurricular	35	44	15	6



Extension Activities				
	Excellent	Good	Satisfactory	Unsatisfactory
Outreach Activities	35	49	12	4
Participation in Extension Activities	39	40	16	5



Overall Observation				
	Excellent	Good	Satisfactory	Unsatisfactory
Programme of your Study	45	44	10	1
Facilities Made Available	43	44	12	1
Administration Support Given	41	44	13	2
Extra-Curricular Activities Provided	37	43	15	5
Examination System	44	42	11	3

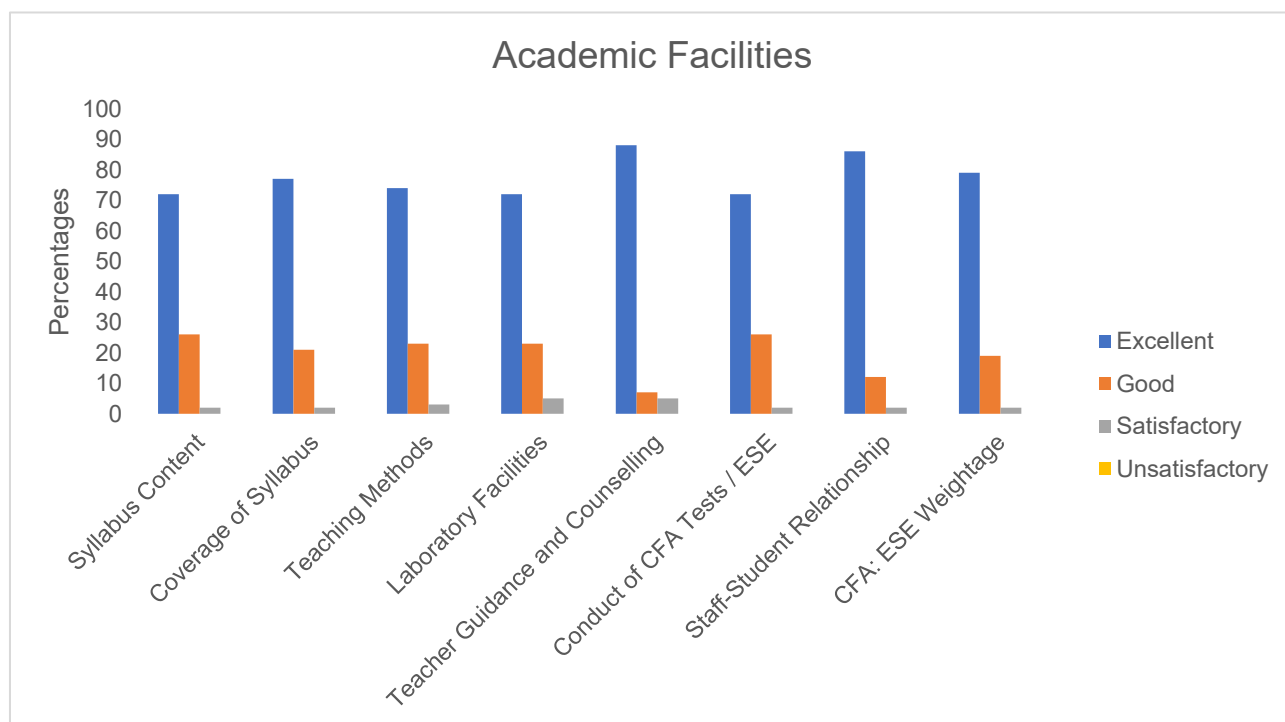


DEPARTMENT WISE ANALYSIS OF STUDENTS FEEDBACK

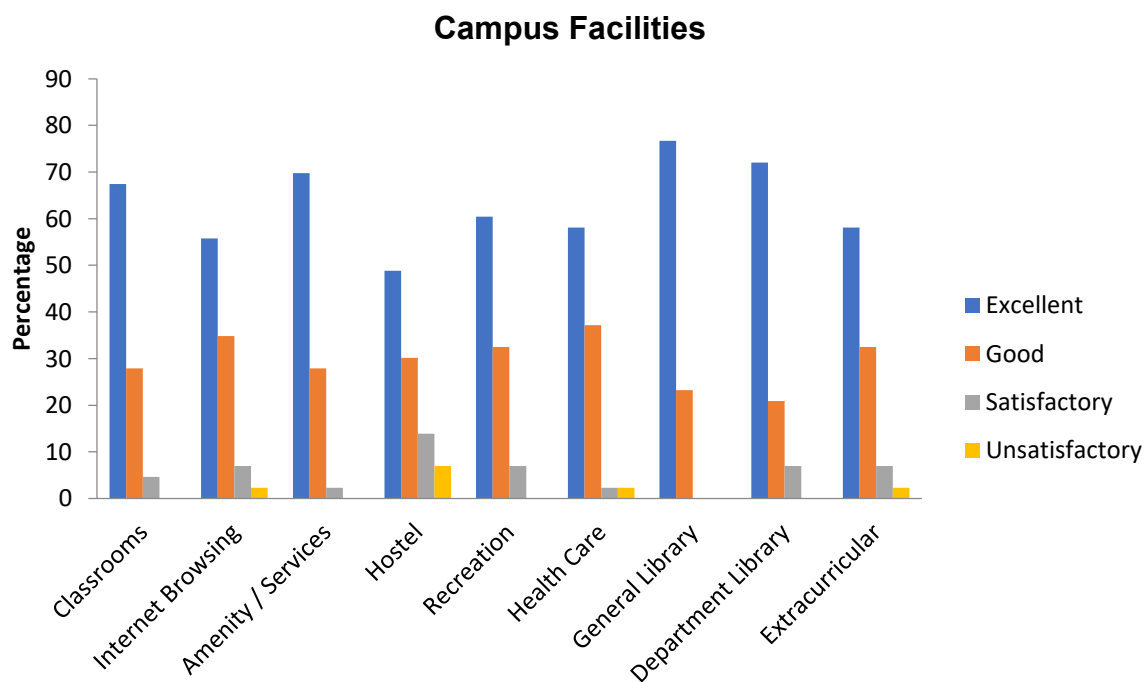
Biochemistry

Total Number of Students: 43

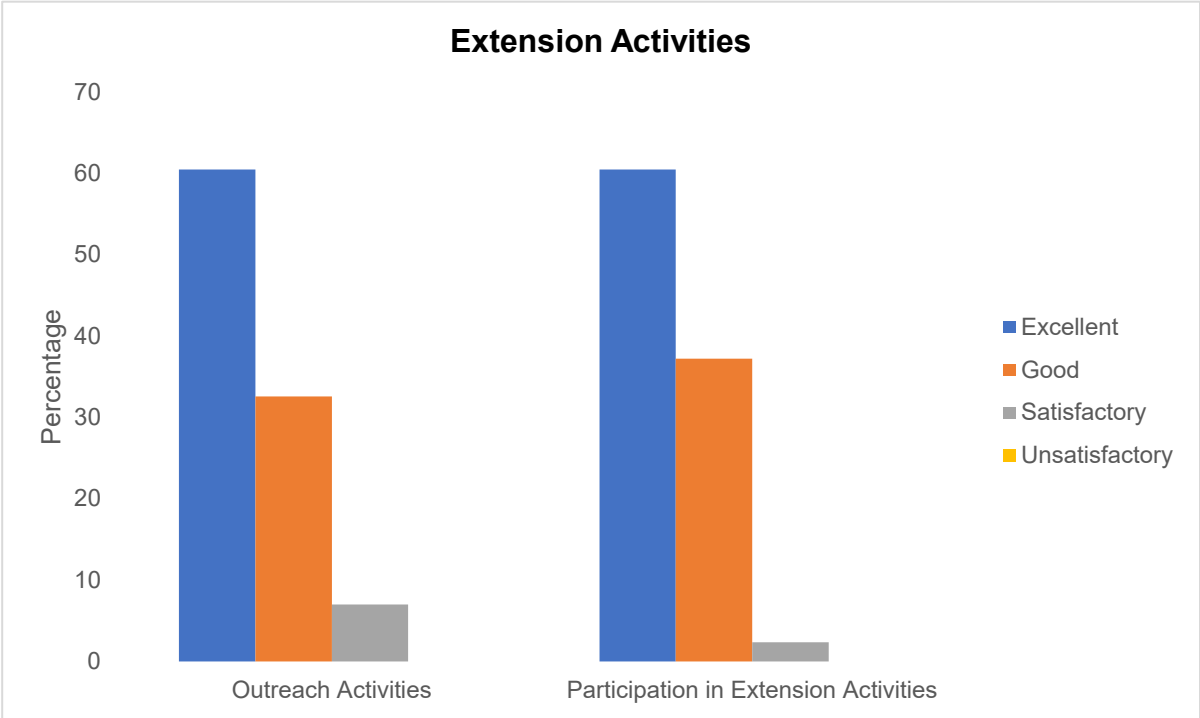
Academic Facilities				
	Excellent	Good	Satisfactory	Unsatisfactory
Syllabus Content	72	26	2	0
Coverage of Syllabus	77	21	2	0
Teaching Methods	74	23	3	0
Laboratory Facilities	72	23	5	0
Teacher Guidance and Counselling	88	7	5	0
Conduct of CFA Tests / ESE	72	26	2	0
Teacher-Student Relationship	86	12	2	0
CFA: ESE Weightage	79	19	2	0



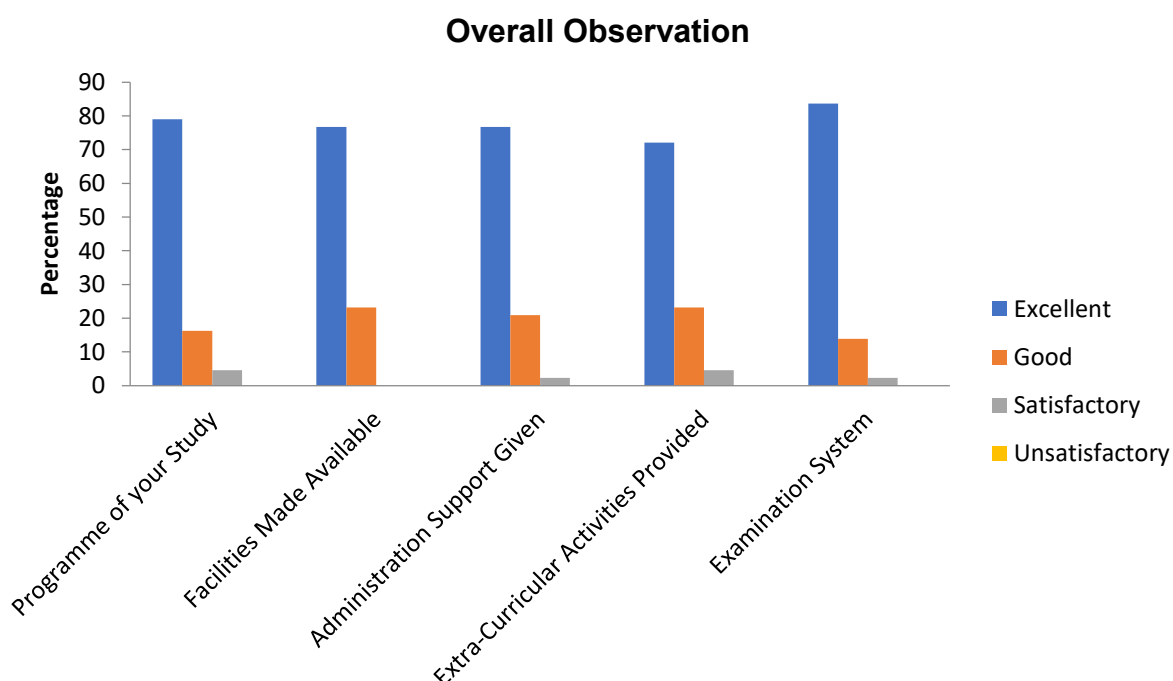
Campus facilities				
	Excellent	Good	Satisfactory	Unsatisfactory
Classrooms	67	28	5	0
Internet Browsing	56	35	7	2
Amenity / Services	70	28	2	0
Hostel	49	30	14	7
Recreation	60	33	7	0
Health Care	58	37	2	3
General Library	77	23	0	0
Department Library	72	21	7	0
Extracurricular	58	33	7	2



Extension Activities				
	Excellent	Good	Satisfactory	Unsatisfactory
Outreach Activities	60	33	7	0
Participation in Extension Activities	60	37	3	0



Overall Observation				
	Excellent	Good	Satisfactory	Unsatisfactory
Programme of your Study	79	16	5	0
Facilities Made Available	77	23	0	0
Administration Support Given	77	21	2	0
Extra-Curricular Activities Provided	72	23	5	0
Examination System	84	14	2	0

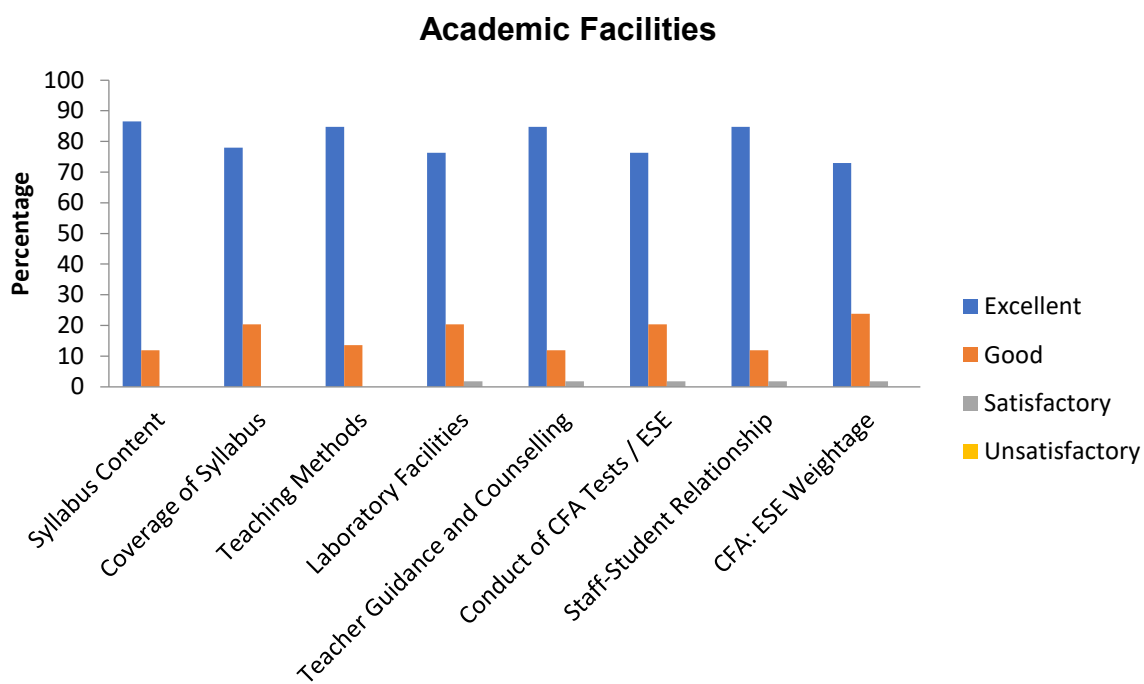


More than 75% of the students have given responses as excellent and good for Academic Facilities, 60% on Campus Facilities and Extension Activities. 75% students have given positive responses on overall observation for programme of study, facilities, administration, extra-curricular activities and examination system. Few students have given low rating in overall observations for Hostel and Internet Facilities.

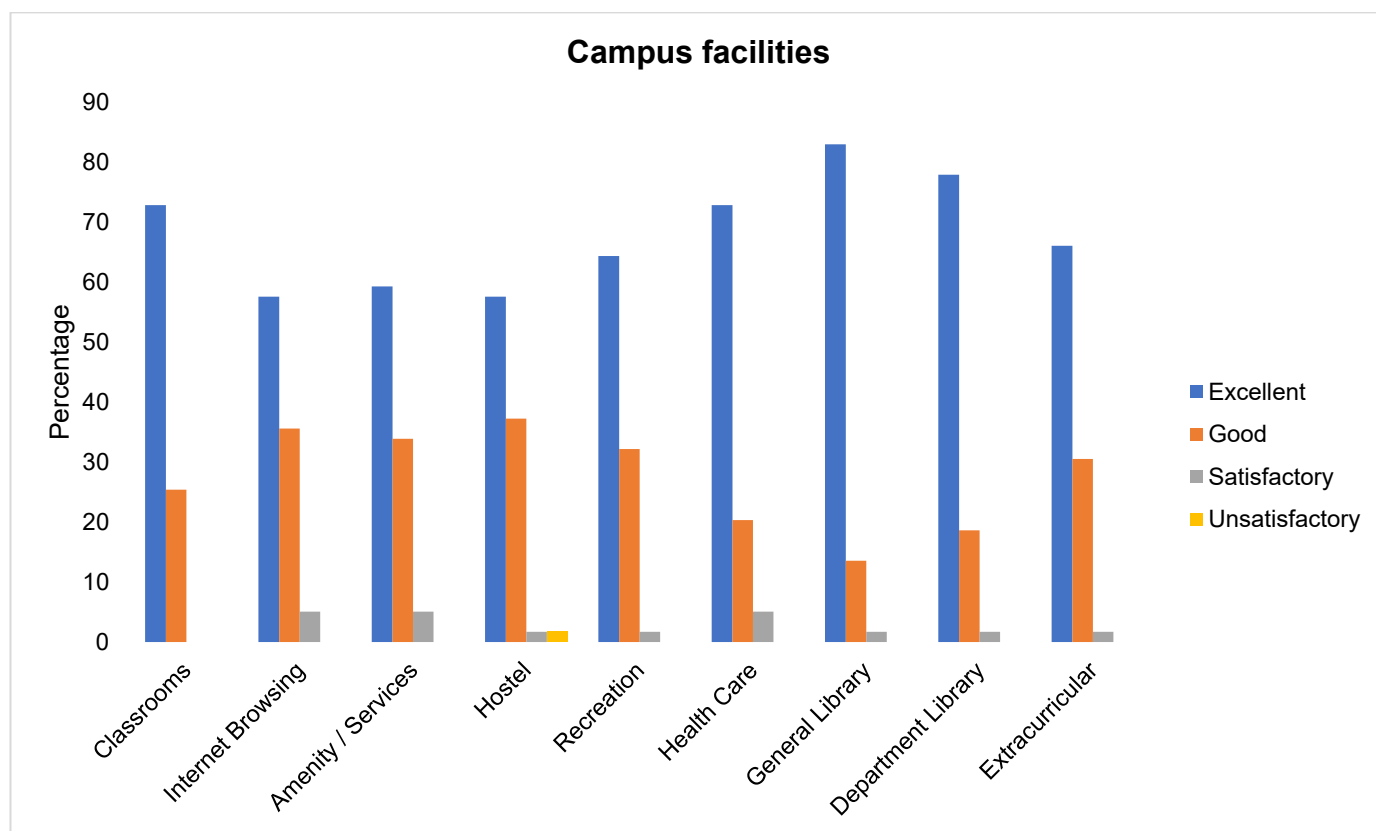
Biotechnology

Total Number of Students: 58

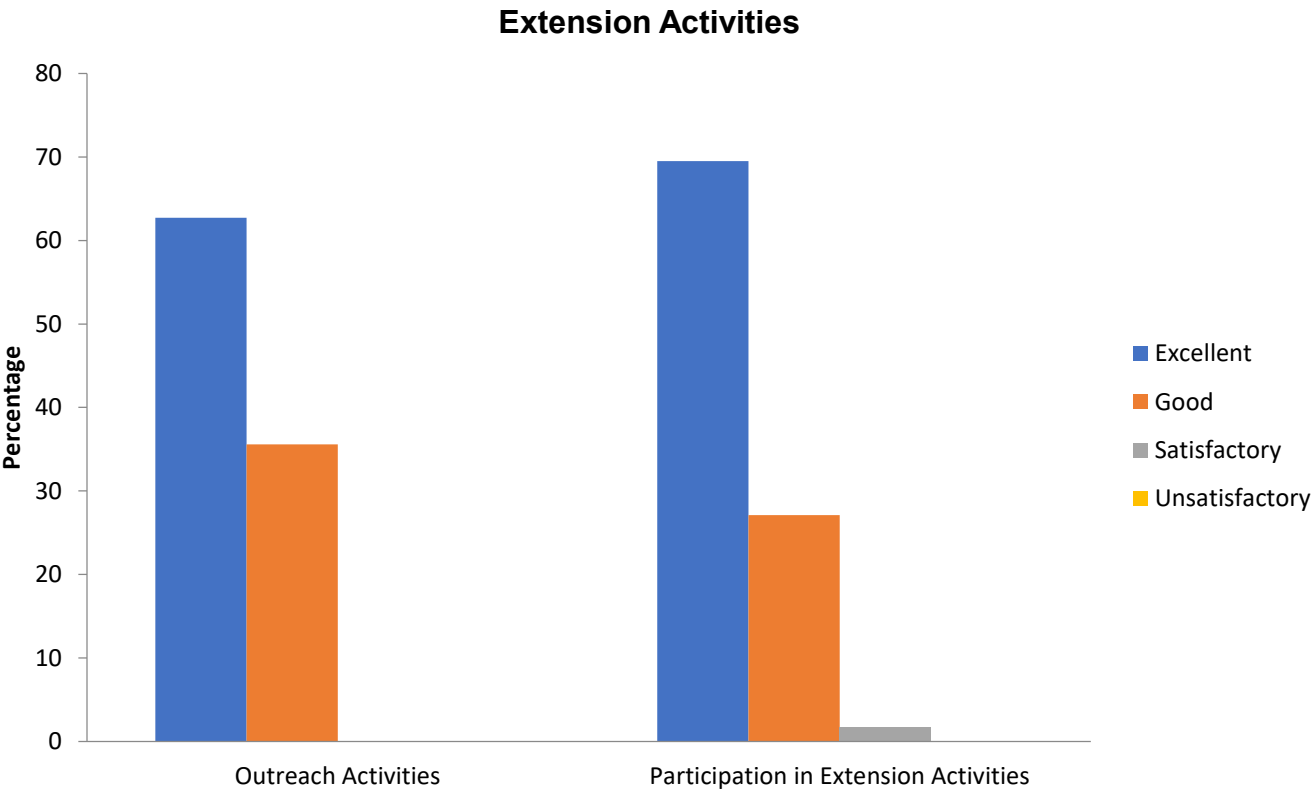
Academic Facilities				
	Excellent	Good	Satisfactory	Unsatisfactory
Syllabus Content	86	12	2	0
Coverage of Syllabus	78	20	2	0
Teaching Methods	85	14	1	0
Laboratory Facilities	76	20	4	0
Teacher Guidance and Counselling	85	12	3	0
Conduct of CFA Tests / ESE	76	22	2	0
Teacher-Student Relationship	85	12	3	0
CFA: ESE Weightage	73	24	3	0



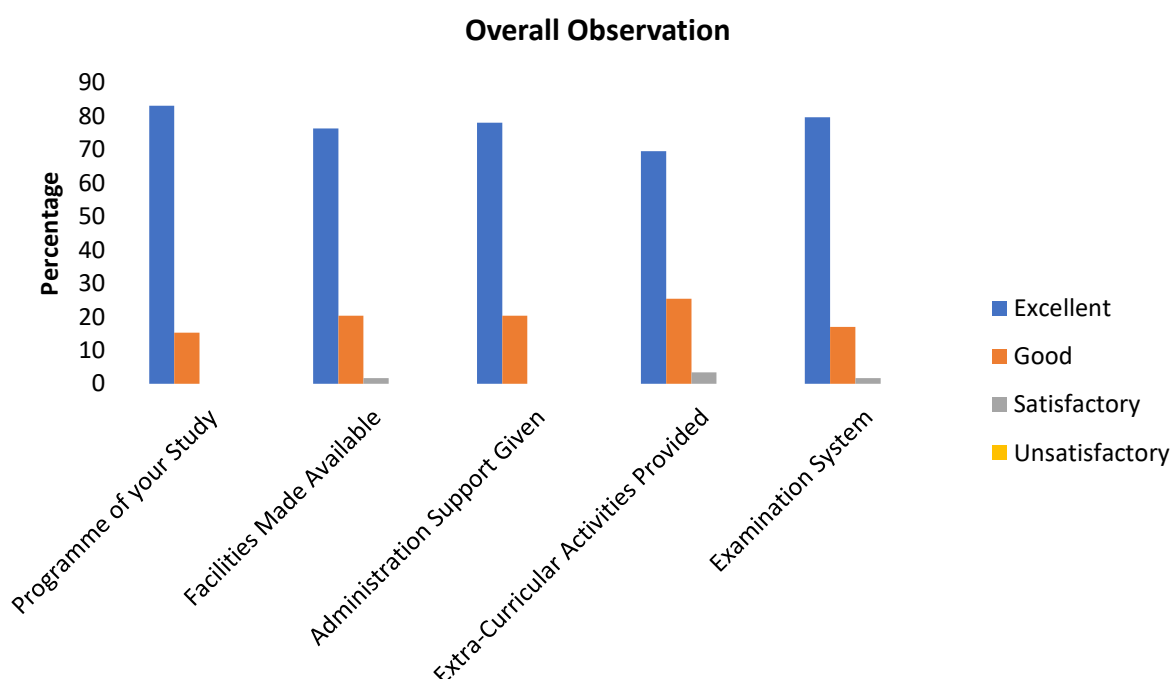
Campus facilities				
	Excellent	Good	Satisfactory	Unsatisfactory
Classrooms	73	25	2	0
Internet Browsing	58	36	6	0
Amenity / Services	59	36	5	0
Hostel	58	37	2	3
Recreation	64	32	2	2
Health Care	73	20	5	2
General Library	83	14	2	1
Department Library	78	19	2	1
Extracurricular	66	31	2	1



Extension Activities				
	Excellent	Good	Satisfactory	Unsatisfactory
Outreach Activities	63	36	1	0
Participation in Extension Activities	69	27	2	2



Overall Observation				
	Excellent	Good	Satisfactory	Unsatisfactory
Programme of your Study	83	15	2	0
Facilities Made Available	76	20	2	2
Administration Support Given	78	20	2	0
Extra-Curricular Activities Provided	69	25	3	3
Examination System	80	17	2	1

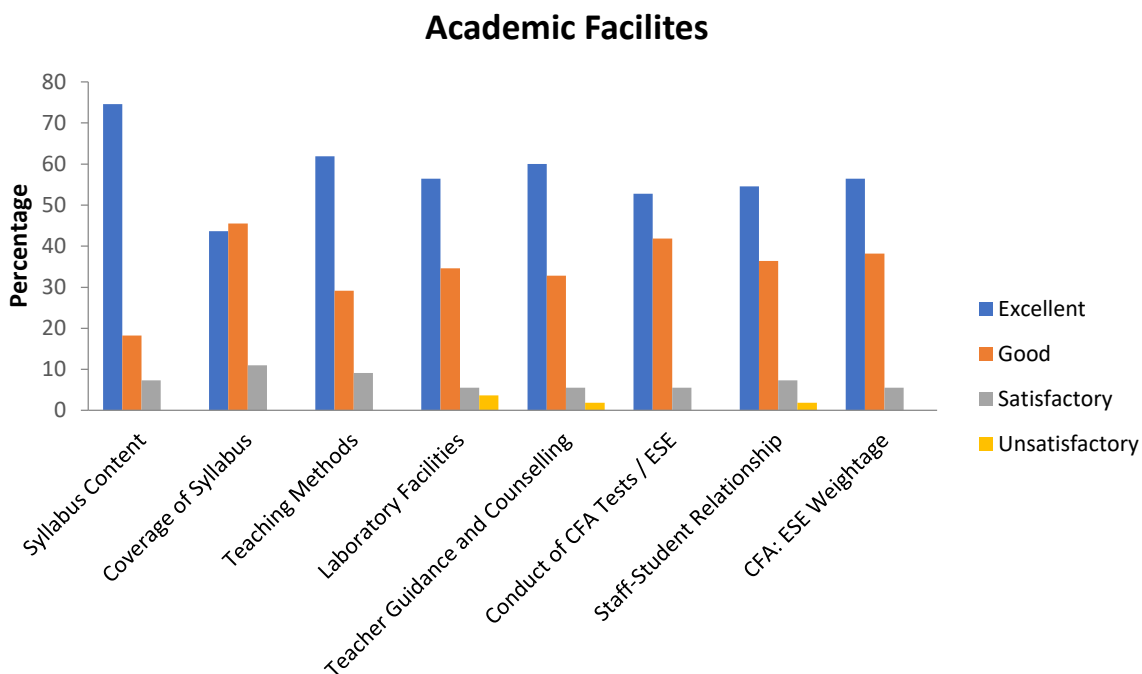


More than 90% of the students have given responses as excellent and good for Academic Facilities and Campus Facilities, while 95% rated excellent and good for Extension Activities. 75% students have given positive responses on overall observations for programme of study, facilities, administration, extra-curricular activities and examination system. Few students have given low rating in overall observations for Hostel Facilities.

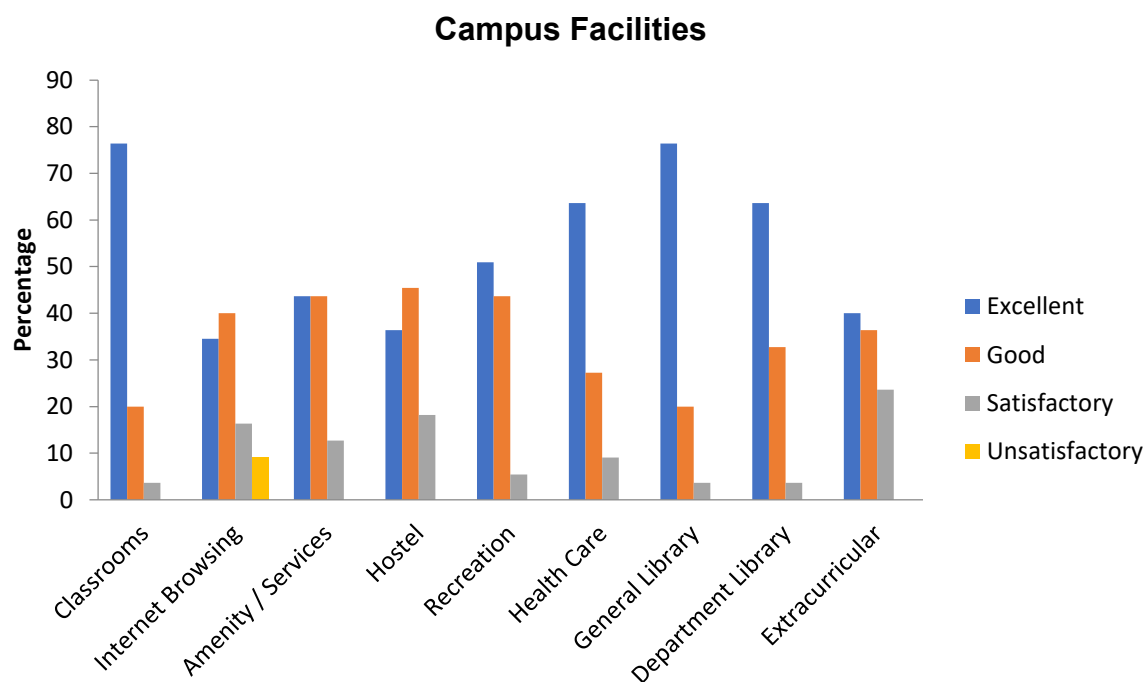
Botany

Total Number of Students: 55

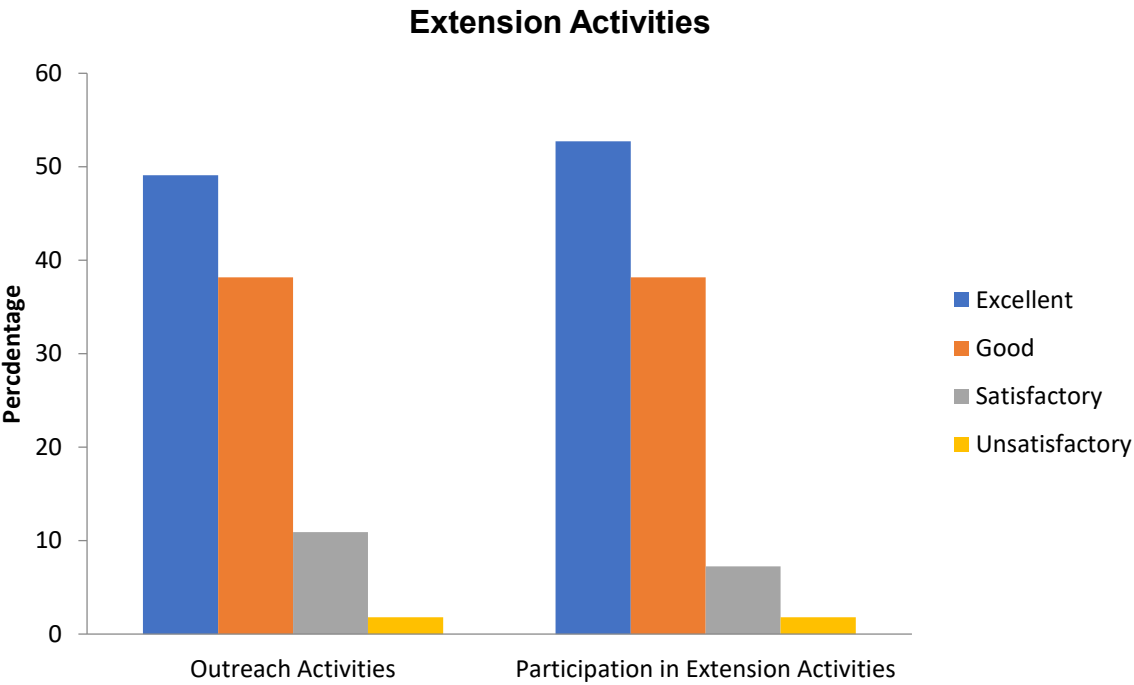
Academic Facilities				
	Excellent	Good	Satisfactory	Unsatisfactory
Syllabus Content	75	18	7	0
Coverage of Syllabus	44	45	11	0
Teaching Methods	62	29	9	0
Laboratory Facilities	56	35	5	4
Teacher Guidance and Counselling	60	33	5	2
Conduct of CFA Tests / ESE	53	42	5	0
Teacher-Student Relationship	55	36	7	2
CFA: ESE Weightage	56	38	5	1



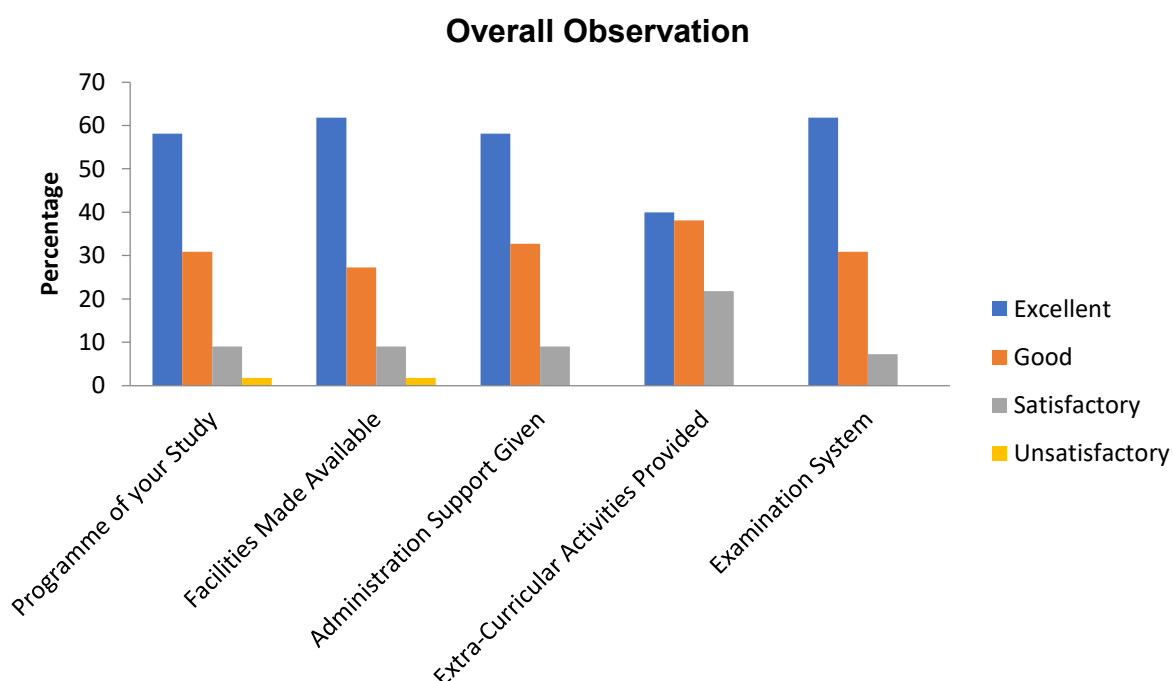
Campus facilities				
	Excellent	Good	Satisfactory	Unsatisfactory
Classrooms	76	20	4	0
Internet Browsing	35	40	16	9
Amenity / Services	44	44	12	0
Hostel	36	45	19	0
Recreation	51	44	5	0
Health Care	64	27	9	0
General Library	76	20	4	0
Department Library	64	33	3	0
Extracurricular	40	36	24	0



Extension Activities				
	Excellent	Good	Satisfactory	Unsatisfactory
Outreach Activities	49	38	11	2
Participation in Extension Activities	53	38	7	2



Overall Observation				
	Excellent	Good	Satisfactory	Unsatisfactory
Programme of your Study	58	31	9	2
Facilities Made Available	62	27	9	2
Administration Support Given	58	33	9	0
Extra-Curricular Activities Provided	40	38	22	0
Examination System	62	31	7	0

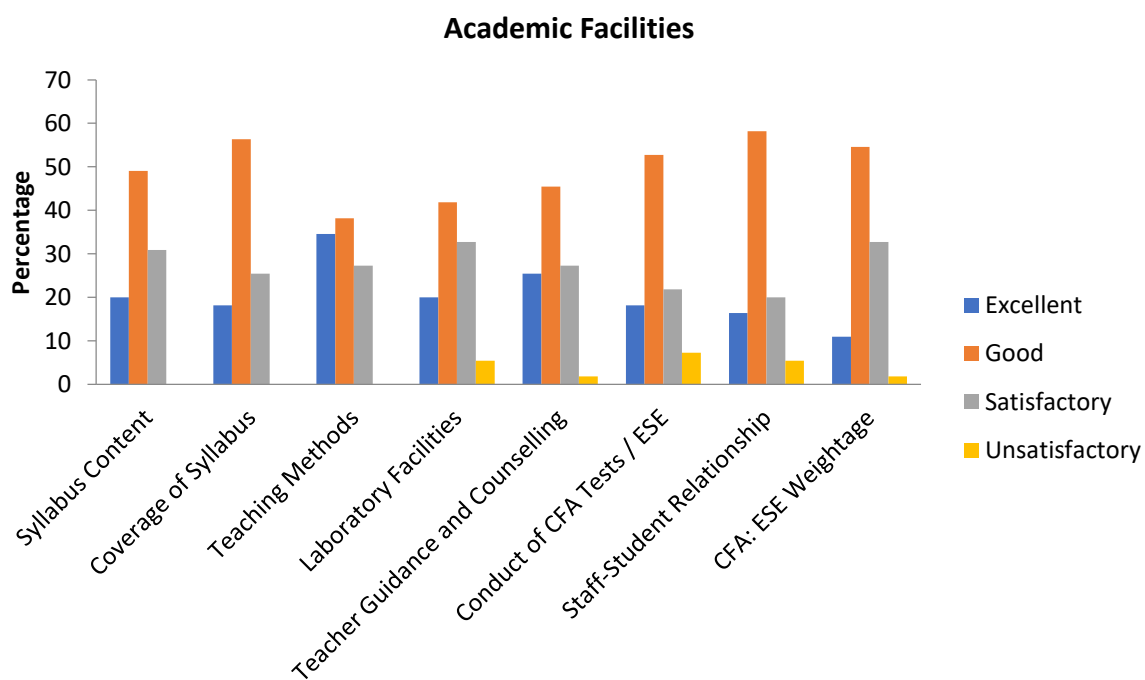


More than 85% of the students have given responses as excellent and good for Academic Facilities, above 75% for Campus Facilities and 80% for Extension Activities. 75% of Students have given positive responses on overall observations for programme of study, facilities, administration, extra-curricular activities and examination system. Few students have given low rating in overall observations for Hostel and Internet Facilities.

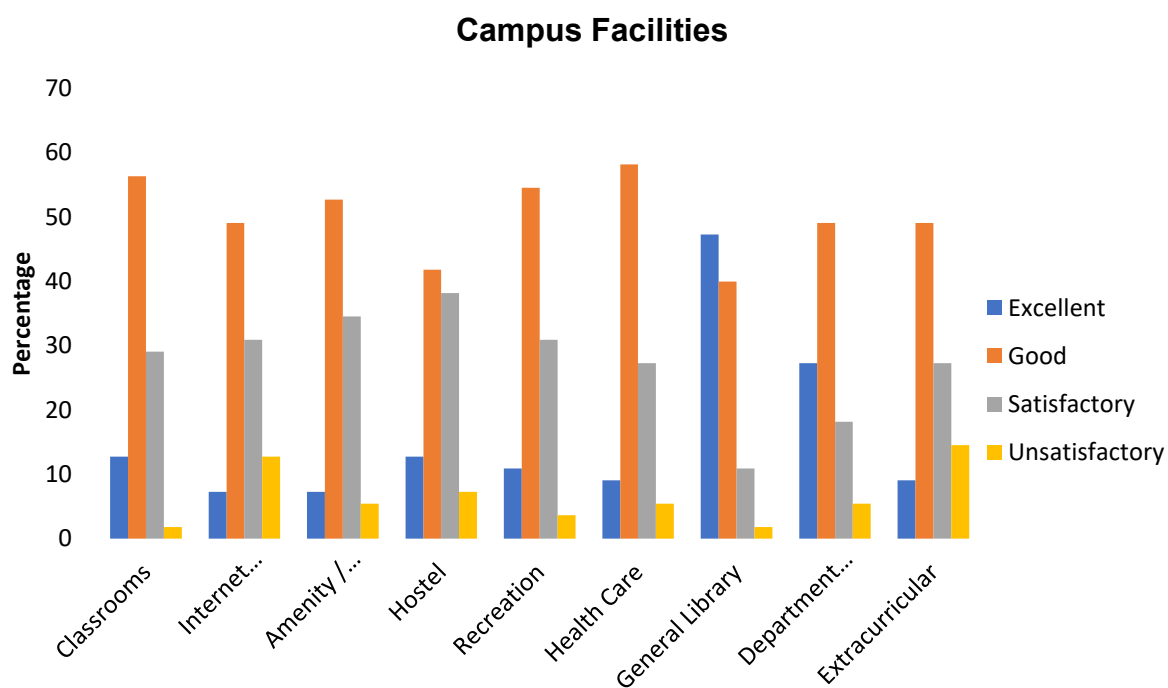
Chemistry

Total Number of Students: 55

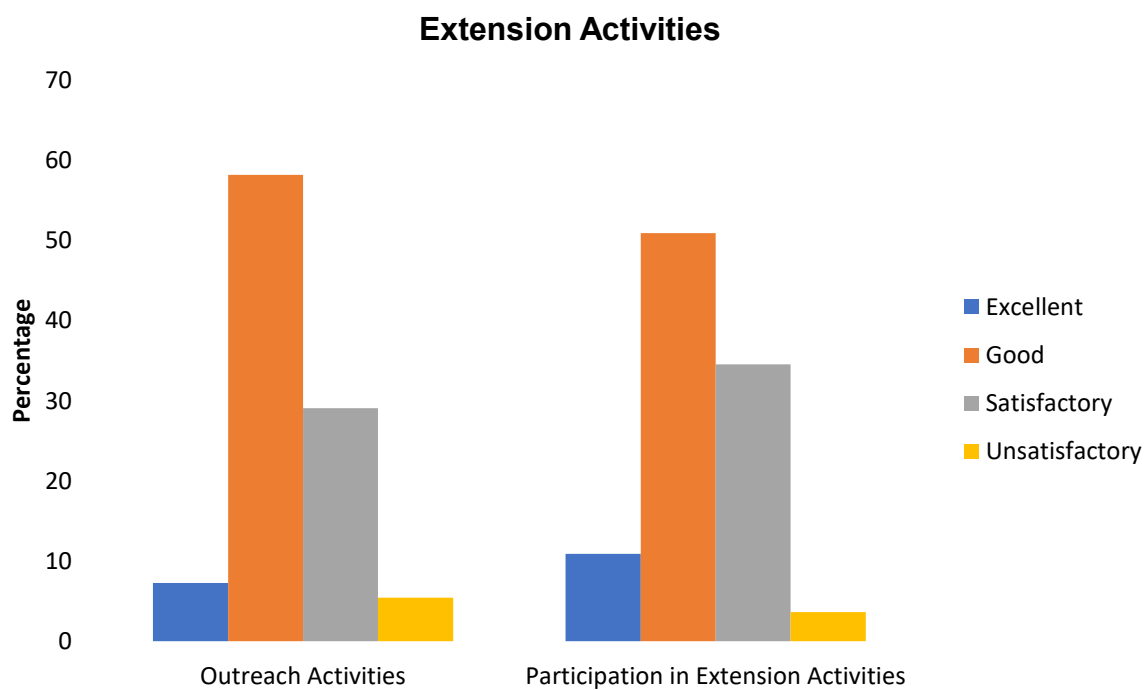
Academic Facilities				
	Excellent	Good	Satisfactory	Unsatisfactory
Syllabus Content	20	49	31	0
Coverage of Syllabus	18	56	25	1
Teaching Methods	35	38	27	0
Laboratory Facilities	20	42	33	5
Teacher Guidance and Counselling	25	45	27	3
Conduct of CFA Tests / ESE	18	53	22	7
Teacher-Student Relationship	16	58	20	6
CFA: ESE Weightage	11	55	32	2



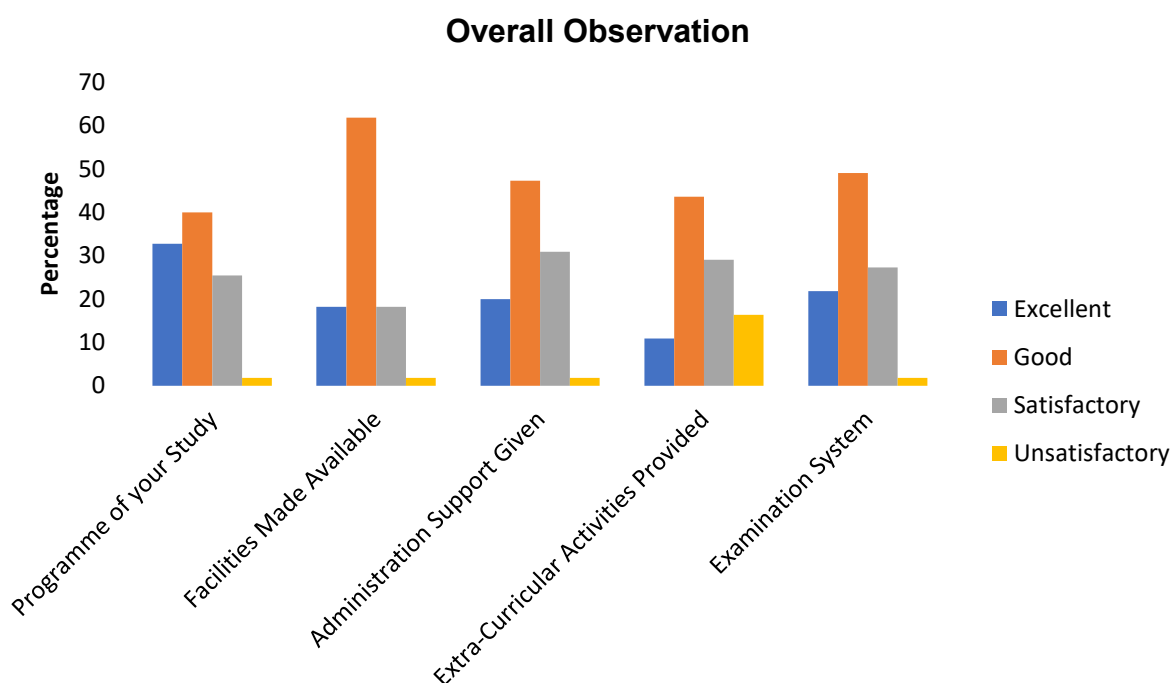
Campus facilities				
	Excellent	Good	Satisfactory	Unsatisfactory
Classrooms	13	56	29	2
Internet Browsing	7	49	31	13
Amenity / Services	7	53	35	5
Hostel	13	42	38	7
Recreation	11	55	31	3
Health Care	9	58	27	6
General Library	47	40	11	2
Department Library	27	49	18	6
Extracurricular	9	49	27	15



Extension Activities				
	Excellent	Good	Satisfactory	Unsatisfactory
Outreach Activities	7	58	29	6
Participation in Extension Activities	11	51	35	3



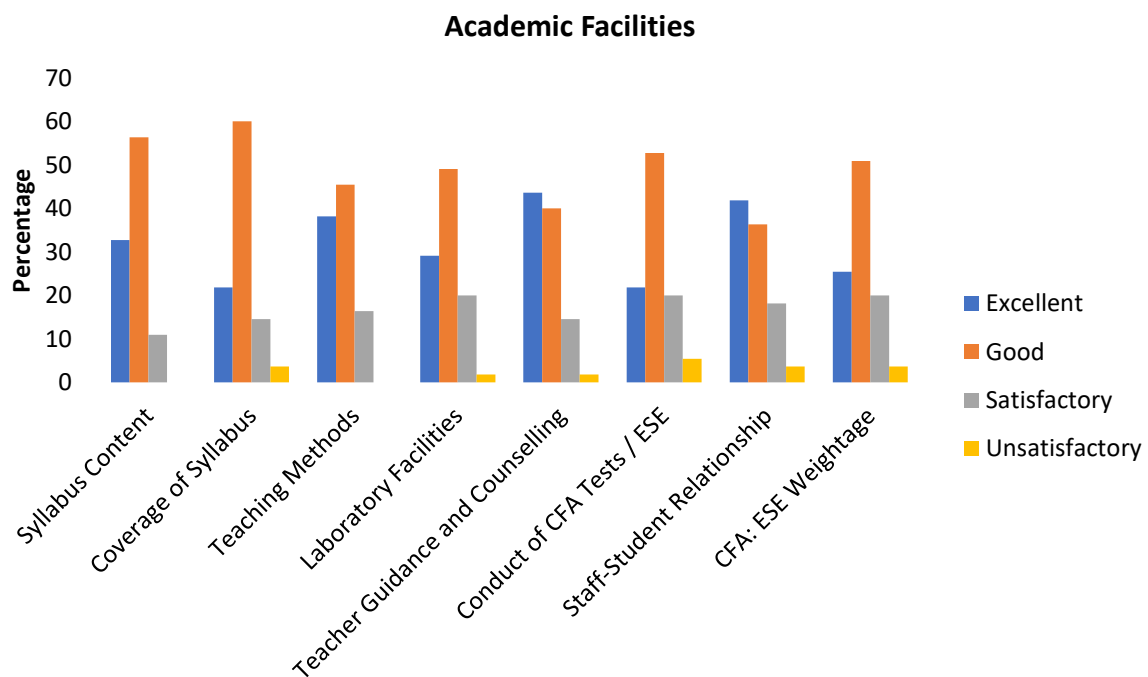
Overall Observation				
	Excellent	Good	Satisfactory	Unsatisfactory
Programme of your Study	33	40	25	2
Facilities Made Available	18	62	18	2
Administration Support Given	20	47	31	2
Extra-Curricular Activities Provided	11	44	29	16
Examination System	22	49	27	2



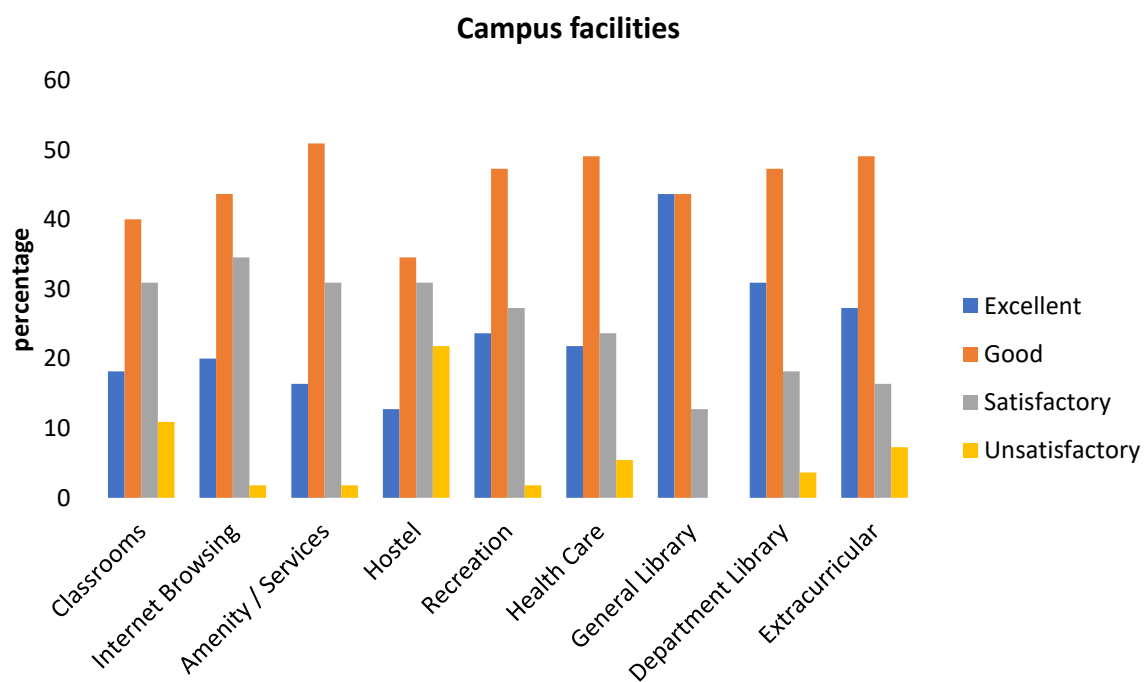
More than 60% of the students have given responses as excellent and good for Academic Facilities, Campus Facilities and 55% for Extension Activities. 60% of students have given positive responses on overall observation for programme of study, facilities, administration, extra-curricular activities and examination system. Few students have given low rating in overall observations for Hostel Facilities, Internet Browsing and Extracurricular activities.

Commerce
Total Number of Students: 55

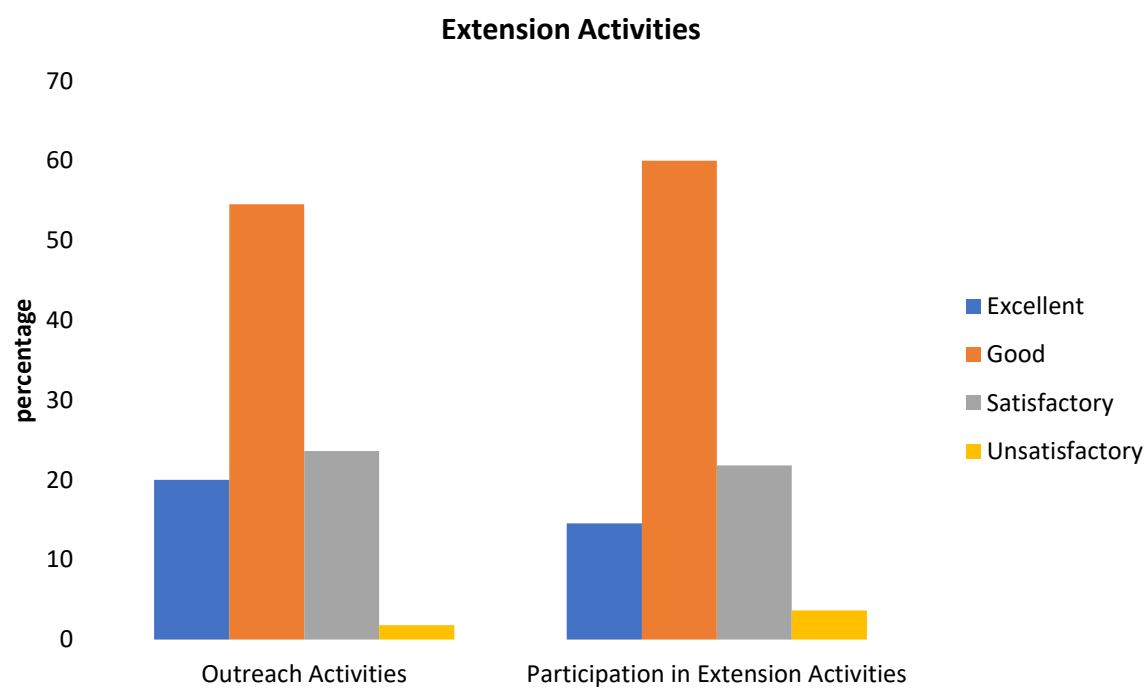
Academic Facilities				
	Excellent	Good	Satisfactory	Unsatisfactory
Syllabus Content	33	56	11	0
Coverage of Syllabus	22	60	15	3
Teaching Methods	38	45	16	1
Laboratory Facilities	29	49	20	2
Teacher Guidance and Counselling	44	40	15	1
Conduct of CFA Tests / ESE	22	53	20	5
Teacher-Student Relationship	42	36	18	4
CFA: ESE Weightage	25	51	20	4



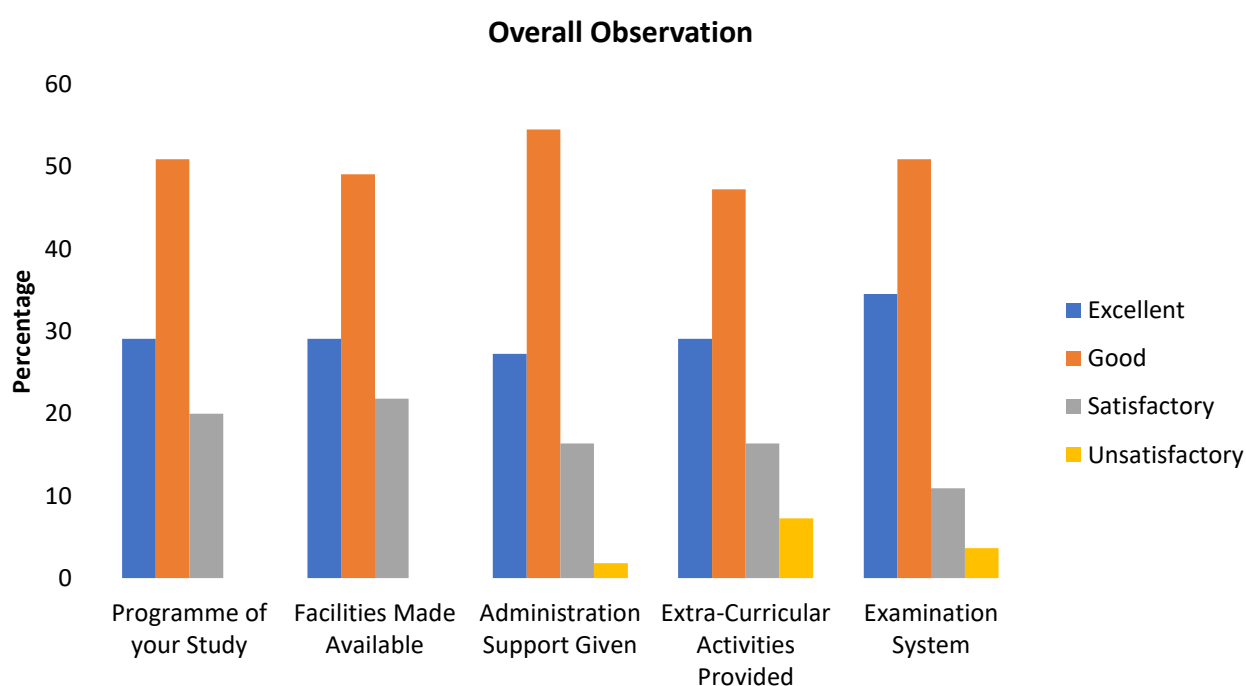
Campus facilities				
	Excellent	Good	Satisfactory	Unsatisfactory
Classrooms	18	40	31	11
Internet Browsing	20	44	34	2
Amenity / Services	16	51	31	2
Hostel	13	35	30	22
Recreation	24	47	27	2
Health Care	22	49	24	5
General Library	44	44	11	1
Department Library	31	47	18	4
Extracurricular	27	49	16	8



Extension Activities				
	Excellent	Good	Satisfactory	Unsatisfactory
Outreach Activities	20	55	23	2
Participation in Extension Activities	15	60	21	4



Overall Observation				
	Excellent	Good	Satisfactory	Unsatisfactory
Programme of your Study	29	51	20	0
Facilities Made Available	29	49	22	0
Administration Support Given	27	55	16	2
Extra-Curricular Activities Provided	29	47	16	8

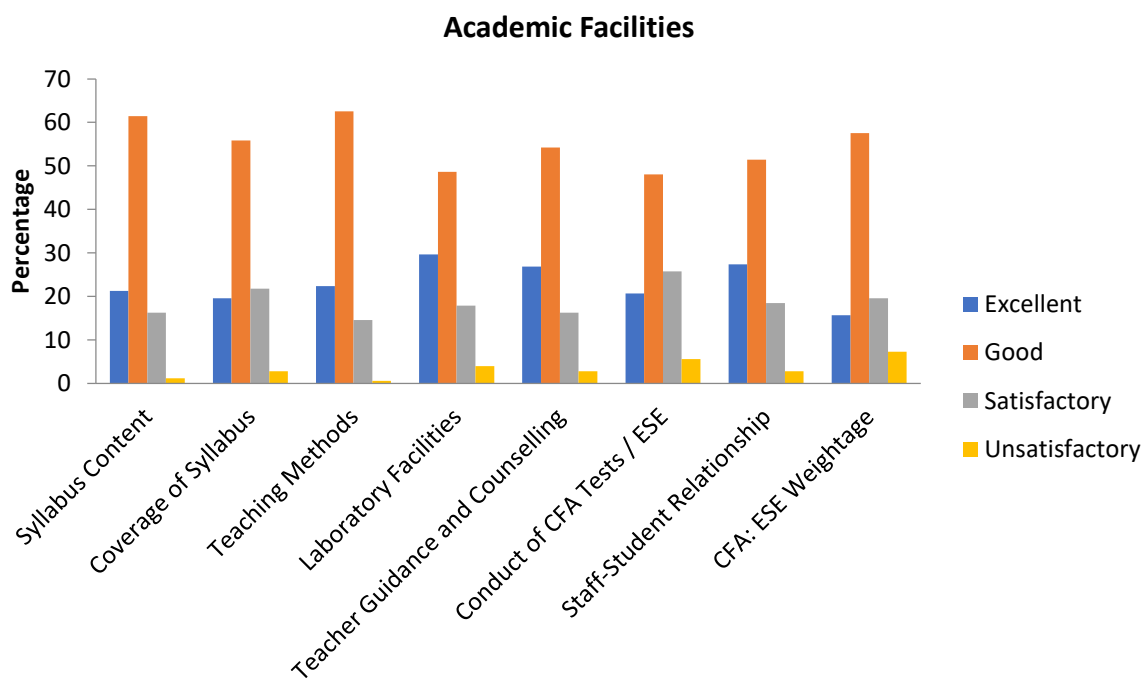


More than 75% the students have given responses as excellent and good for Academic Facilities, above 60% for Campus Facilities and Extension Activities. 75% of the students have given positive responses on overall observations for programme of study, facilities, administration, extra-curricular activities and examination system. Few students have given low rating in overall observations for Hostel Facilities.

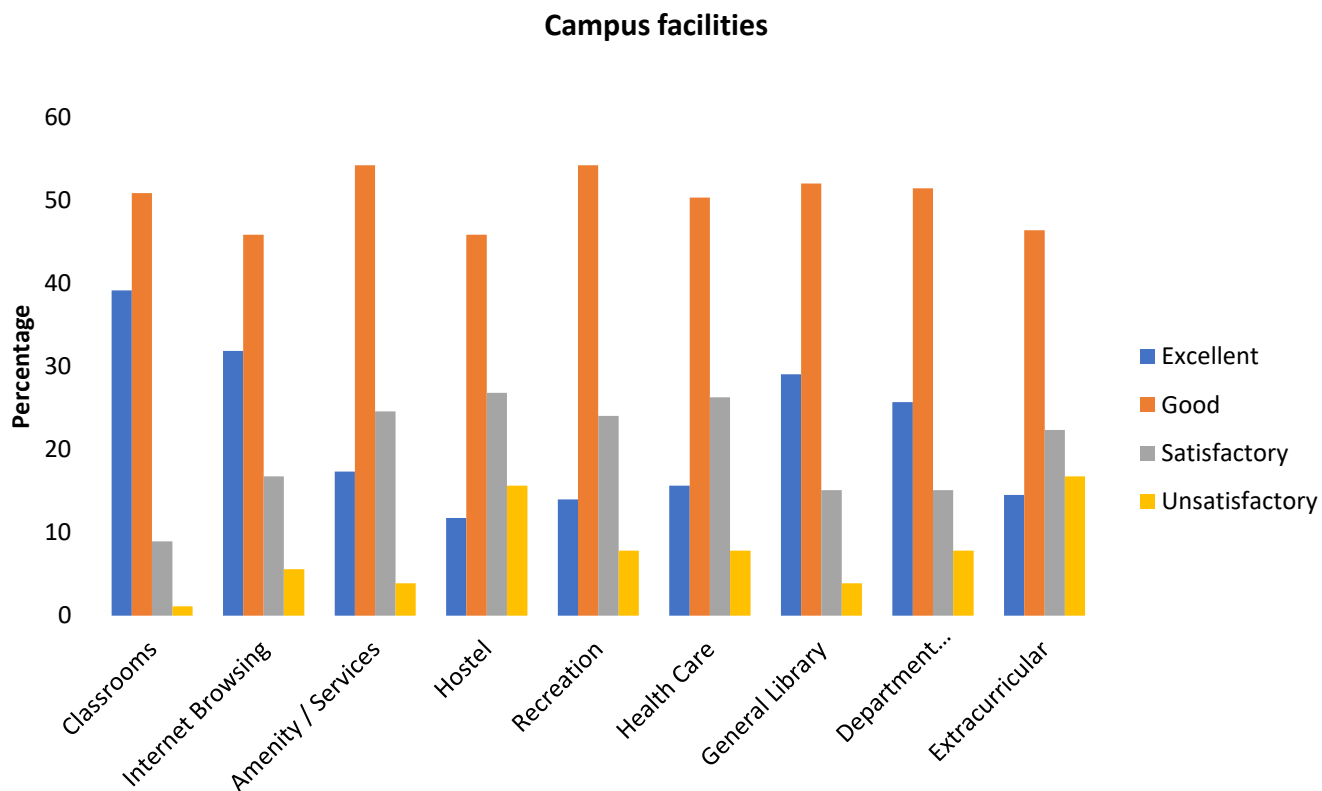
Computer Science

Total Number of Students: 179

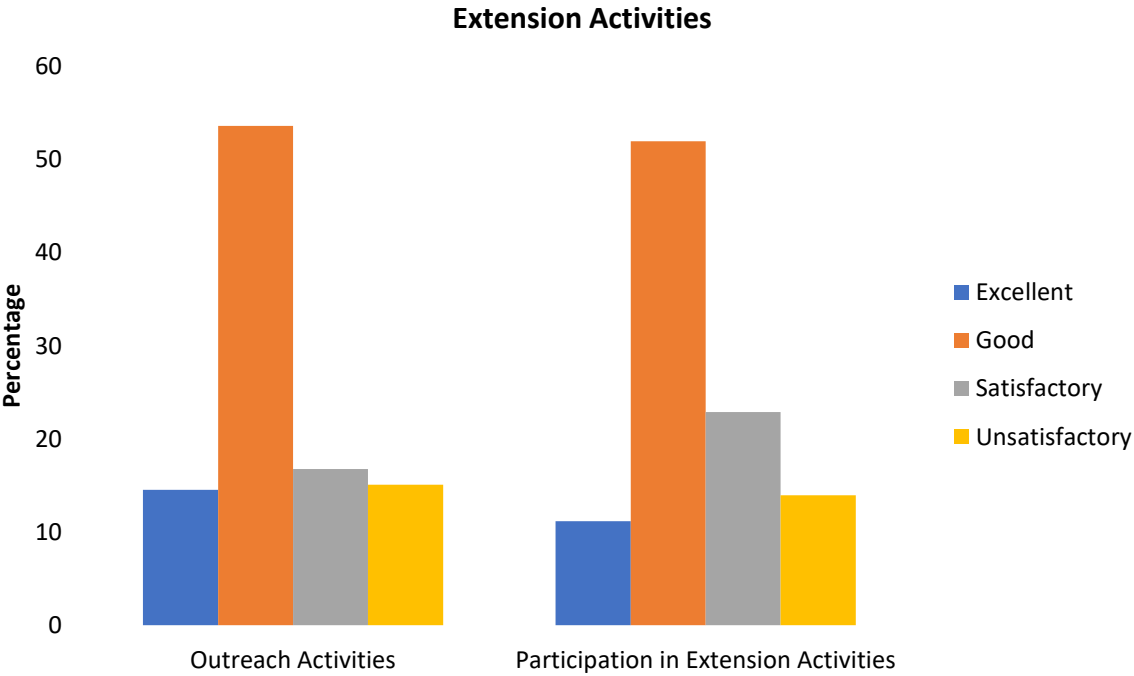
Academic Facilities				
	Excellent	Good	Satisfactory	Unsatisfactory
Syllabus Content	21	61	16	2
Coverage of Syllabus	20	56	22	2
Teaching Methods	22	63	14	1
Laboratory Facilities	30	49	18	3
Teacher Guidance and Counselling	27	54	16	3
Conduct of CFA Tests / ESE	21	48	26	5
Teacher-Student Relationship	27	51	18	4
CFA: ESE Weightage	16	58	20	6



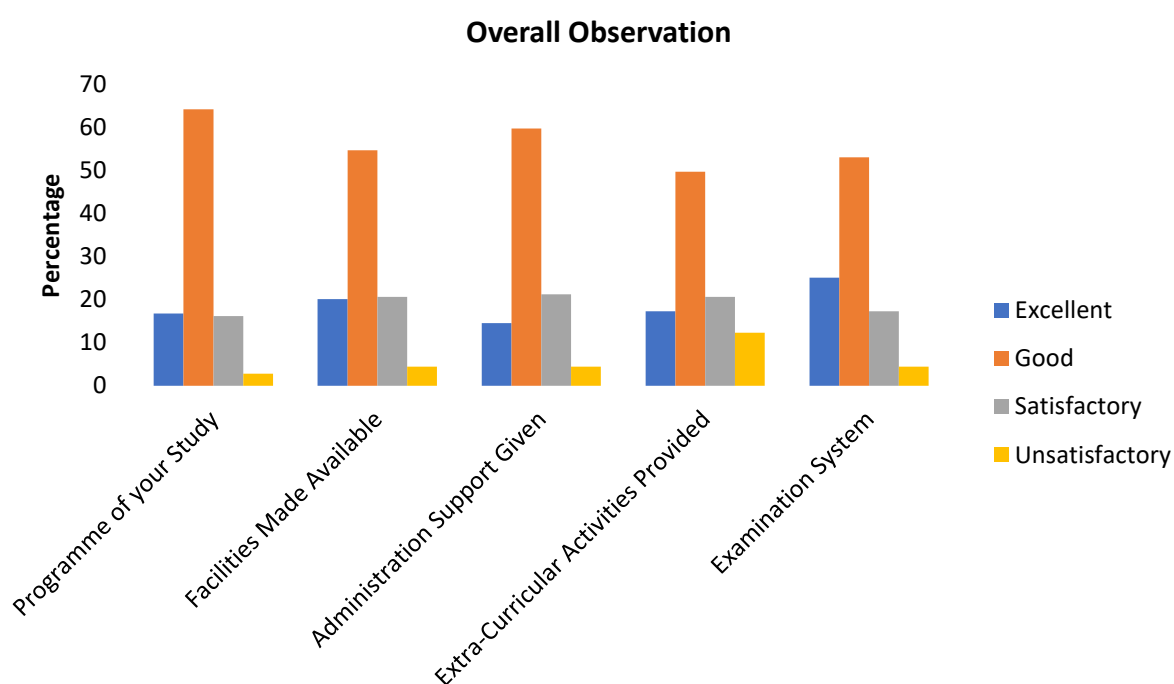
Campus facilities				
	Excellent	Good	Satisfactory	Unsatisfactory
Classrooms	39	51	9	1
Internet Browsing	32	46	17	5
Amenity / Services	17	54	25	4
Hostel	12	46	27	15
Recreation	14	54	24	8
Health Care	16	50	26	8
General Library	29	52	15	4
Department Library	26	51	15	8
Extracurricular	15	46	22	17



Extension Activities				
	Excellent	Good	Satisfactory	Unsatisfactory
Outreach Activities	15	54	17	14
Participation in Extension Activities	11	52	23	14



Overall Observation				
	Excellent	Good	Satisfactory	Unsatisfactory
Programme of your Study	17	64	16	3
Facilities Made Available	20	55	21	4
Administration Support Given	15	60	21	4
Extra-Curricular Activities Provided	17	50	21	12
Examination System	25	53	17	5

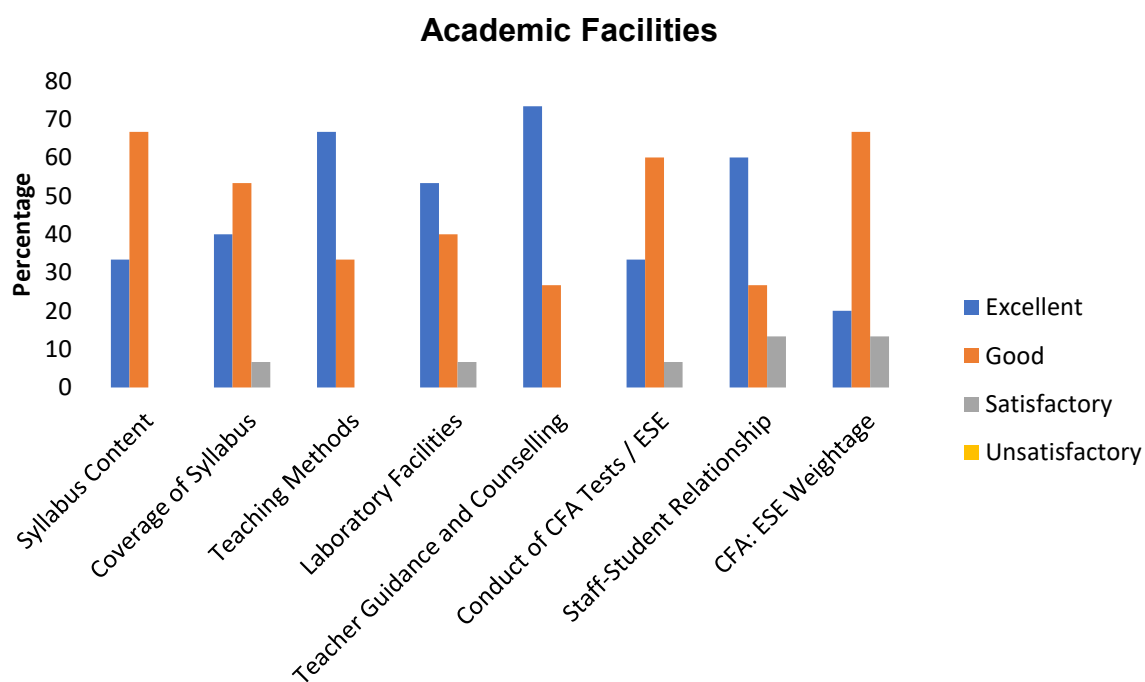


More than 75% of the students have given responses as excellent and good for Academic Facilities, above 65% on Campus Facilities and 80% for Extension Activities. 65% of students have given positive responses on overall observations for programme of study, facilities, administration, extra-curricular activities and examination system. 19% of the students have given low rating in overall observations for Hostel Facilities and Extracurricular Activities.

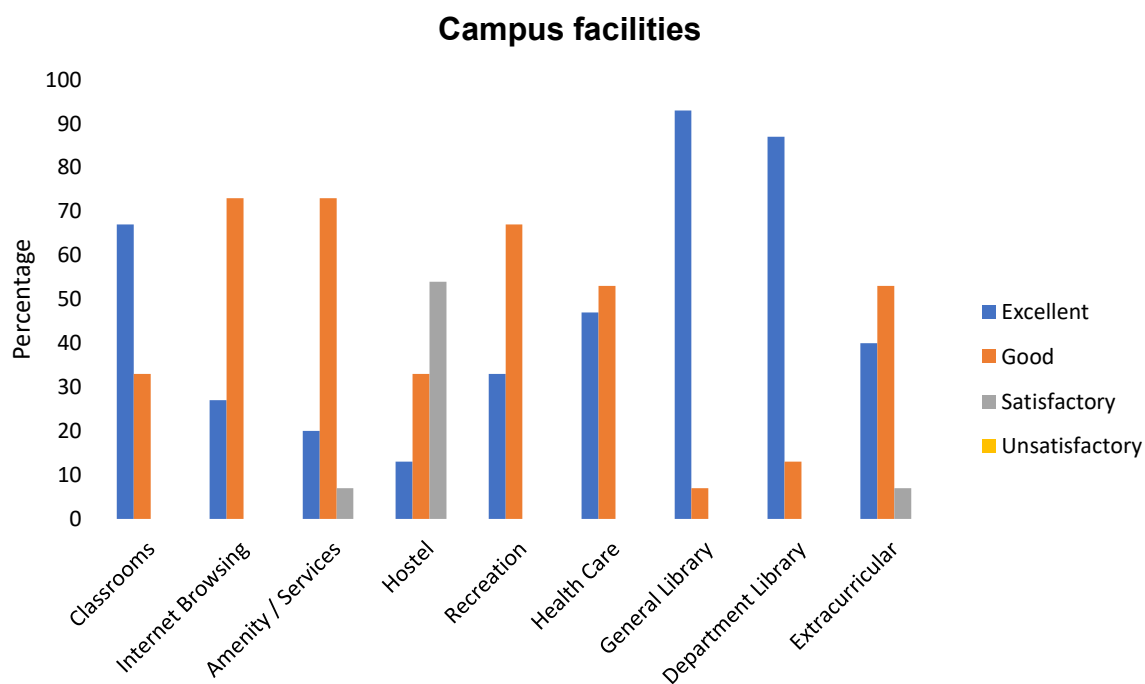
Economics

Total Number of Students: 15

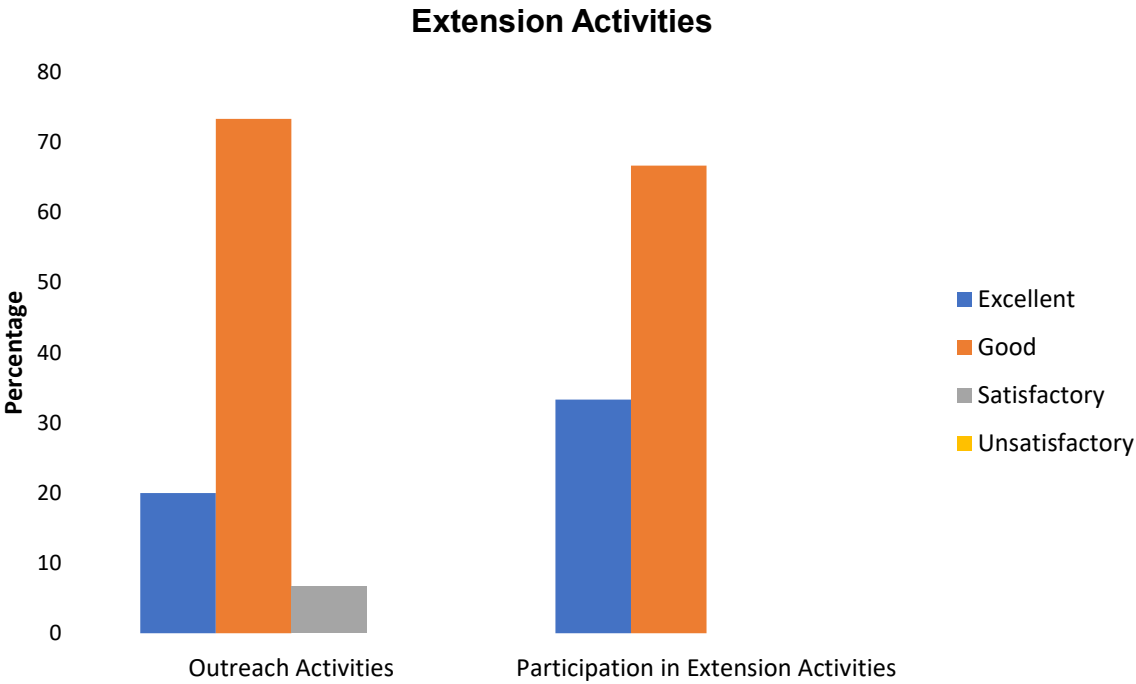
Academic Facilities				
	Excellent	Good	Satisfactory	Unsatisfactory
Syllabus Content	33	67	0	0
Coverage of Syllabus	40	53	7	0
Teaching Methods	67	33	0	0
Laboratory Facilities	53	40	7	0
Teacher Guidance and Counselling	73	27	0	0
Conduct of CFA Tests / ESE	33	60	7	0
Teacher-Student Relationship	60	27	13	0
CFA: ESE Weightage	20	67	13	0



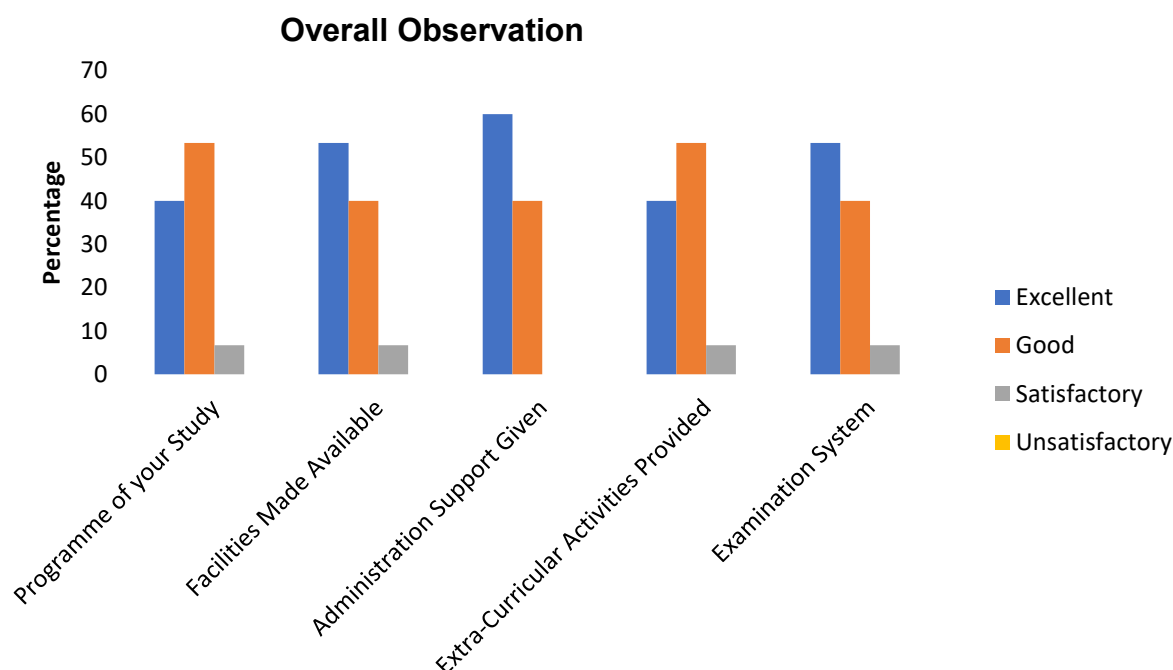
Campus facilities				
	Excellent	Good	Satisfactory	Unsatisfactory
Classrooms	67	33	0	0
Internet Browsing	27	73	0	0
Amenity / Services	20	73	7	0
Hostel	13	33	54	0
Recreation	33	67	0	0
Health Care	47	53	0	0
General Library	93	7	0	0
Department Library	87	13	0	0
Extracurricular	40	53	7	0



Extension Activities				
	Excellent	Good	Satisfactory	Unsatisfactory
Outreach Activities	20	73	7	0
Participation in Extension Activities	33	67	0	0



Overall Observation				
	Excellent	Good	Satisfactory	Unsatisfactory
Programme of your Study	40	53	7	0
Facilities Made Available	53	40	7	0
Administration Support Given	60	40	0	0
Extra-Curricular Activities Provided	40	53	7	0

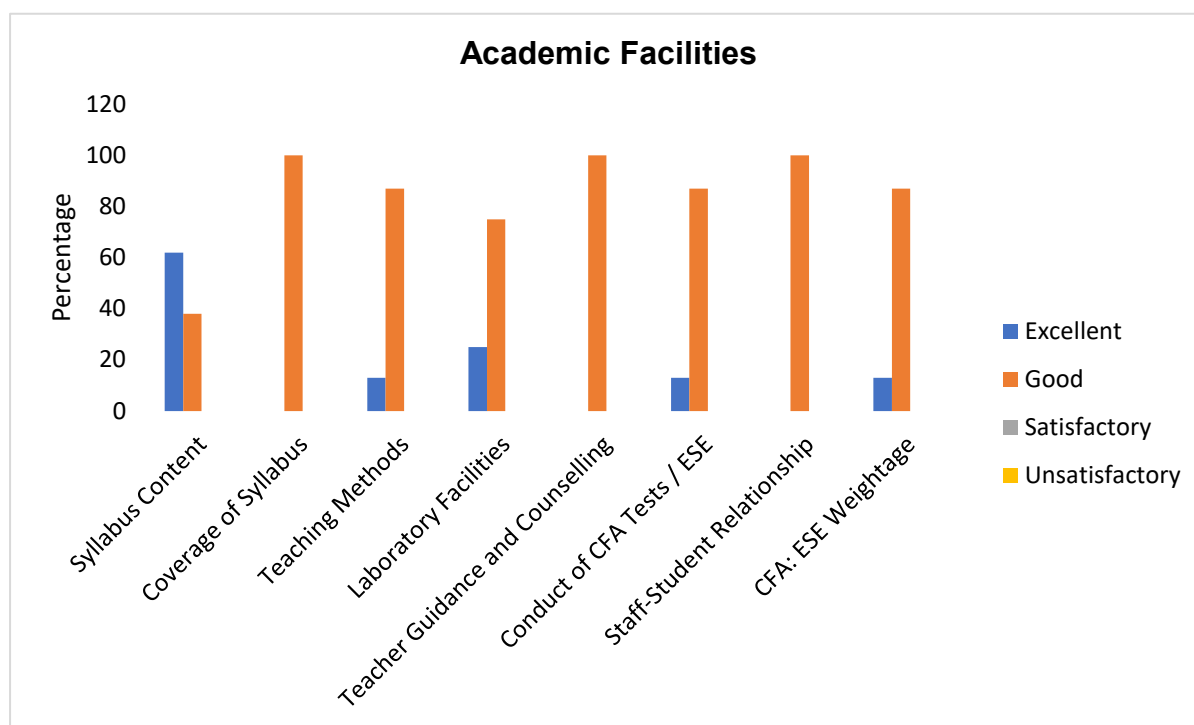


More than 90% of the students have given responses as excellent and good for Academic Facilities, Campus Facilities and more than 95% for Extension Activities. 90% of students have given positive responses on overall observations for programme of study, facilities, administration, extra-curricular activities and examination system. Few students have given low rating in overall observations for Hostel Facilities.

Education

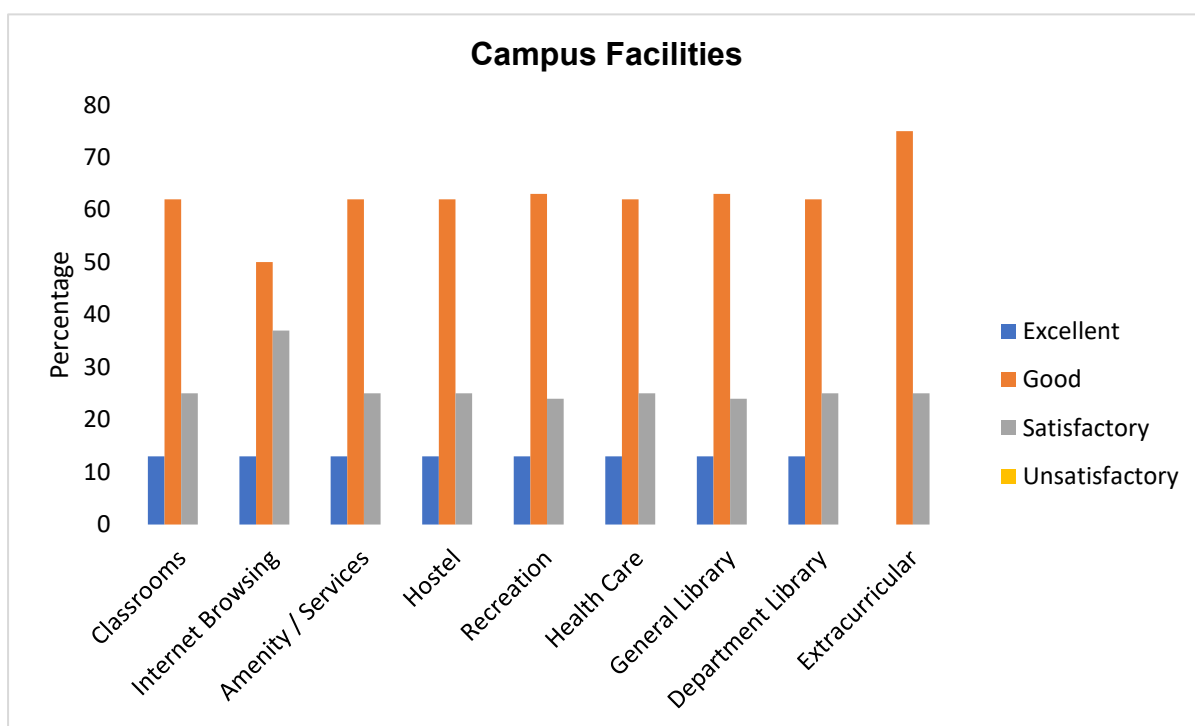
Total Number of Students: 8

Academic Facilities				
	Excellent	Good	Satisfactory	Unsatisfactory
Syllabus Content	62	38	0	0
Coverage of Syllabus	0	100	0	0
Teaching Methods	13	87	0	0
Laboratory Facilities	25	75	0	0
Teacher Guidance and Counselling	0	100	0	0
Conduct of CFA Tests / ESE	13	87	0	0
Teacher-Student Relationship	0	100	0	0
CFA: ESE Weightage	13	87	0	0

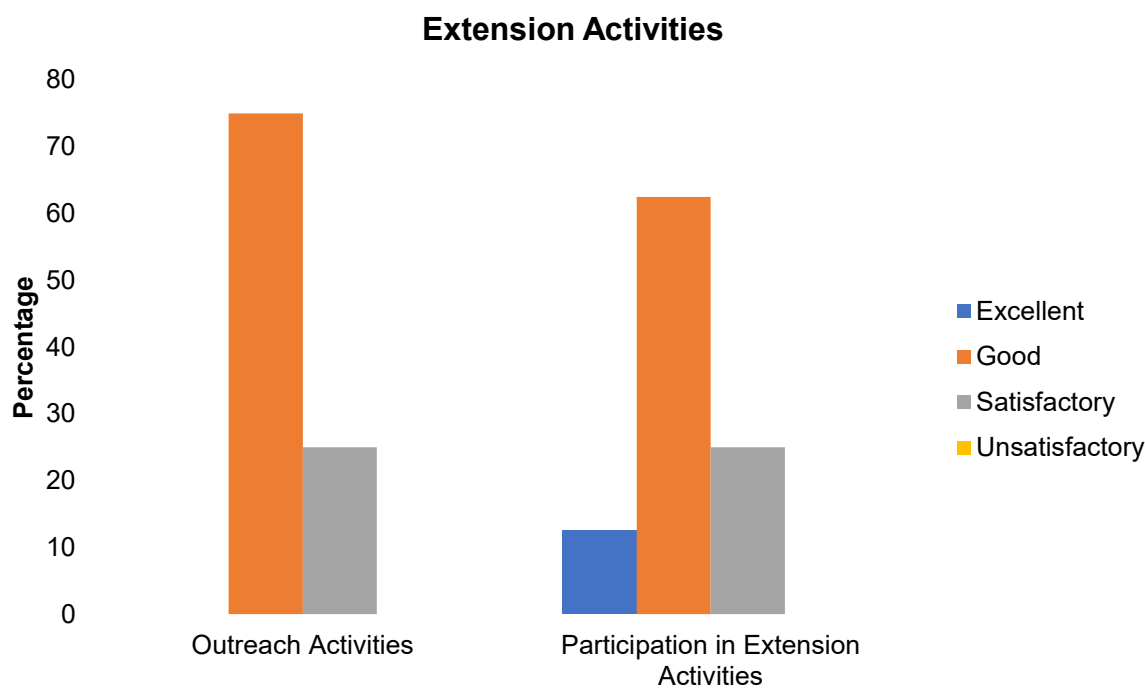


Campus Facilities

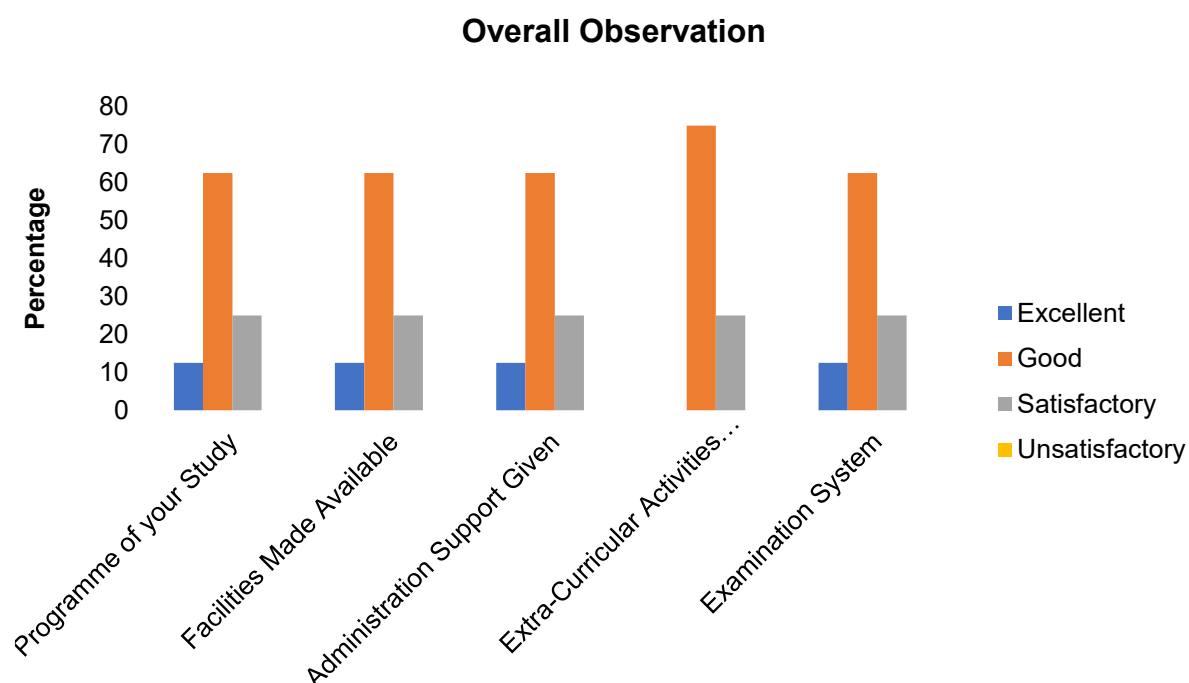
	Excellent	Good	Satisfactory	Unsatisfactory
Classrooms	13	62	25	0
Internet Browsing	13	50	37	0
Amenity / Services	13	62	25	0
Hostel	13	62	25	0
Recreation	13	63	24	0
Health Care	13	62	25	0
General Library	13	63	24	0
Department Library	13	62	25	0
Extracurricular	0	75	25	0



Extension Activities				
	Excellent	Good	Satisfactory	Unsatisfactory
Outreach Activities	0	75	25	0
Participation in Extension Activities	13	63	24	0



Overall Observation				
	Excellent	Good	Satisfactory	Unsatisfactory
Programme of your Study	13	62	25	0
Facilities Made Available	13	62	25	0
Administration Support Given	13	62	25	0
Extra-Curricular Activities Provided	0	75	25	0
Examination System	13	62	25	0

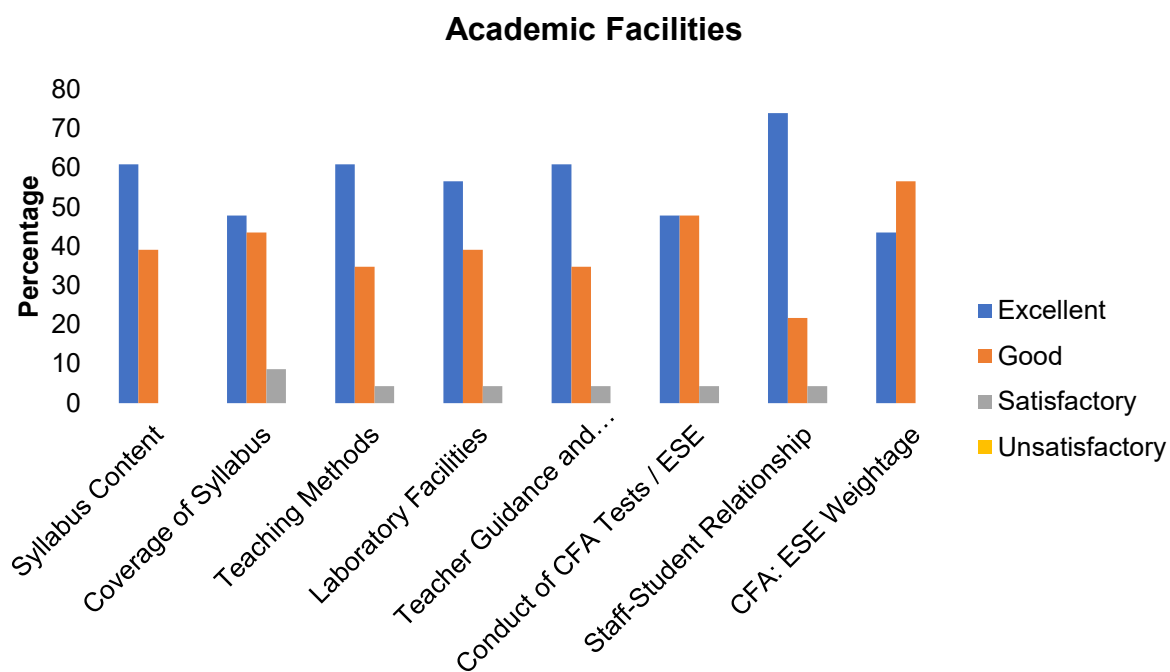


More than 90% of the students have given responses as excellent and good for Academic Facilities, 70% on Campus Facilities and 75% for Extension Activities. 75% of students have given positive responses on overall observations for programme of study, facilities, administration, extra-curricular activities and examination system. Few students have given low rating in overall observations for Internet Browsing and Extracurricular activity.

Energy Science

Total Number of Students: 23

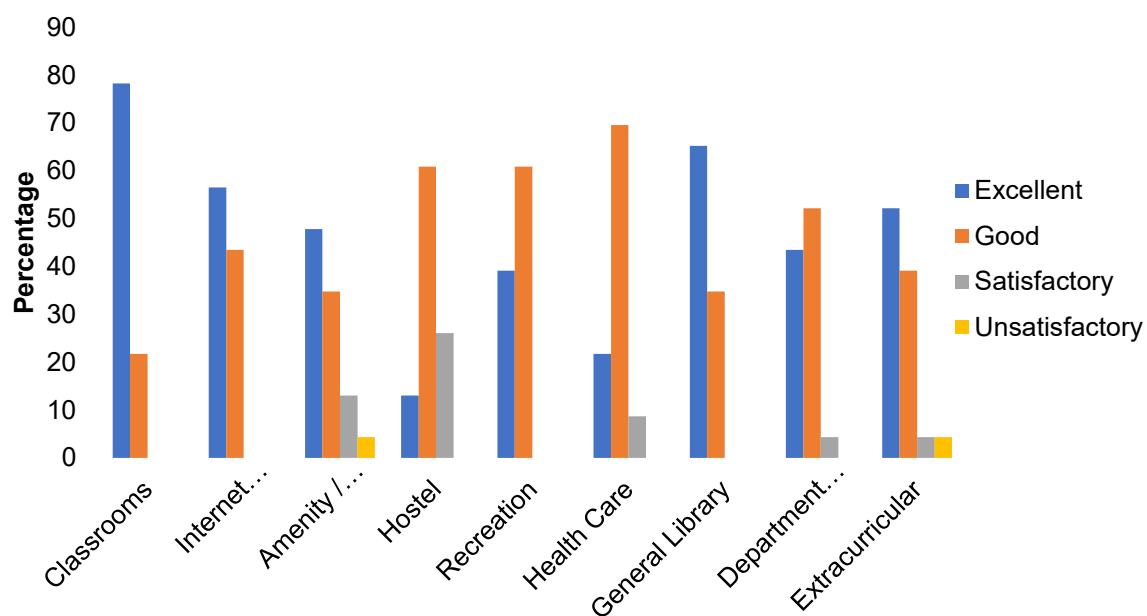
Academic Facilities				
	Excellent	Good	Satisfactory	Unsatisfactory
Syllabus Content	61	39	0	0
Coverage of Syllabus	47	44	9	0
Teaching Methods	61	35	4	0
Laboratory Facilities	57	39	4	0
Teacher Guidance and Counselling	61	35	4	0
Conduct of CFA Tests / ESE	48	48	4	0
Teacher-Student Relationship	74	22	4	0



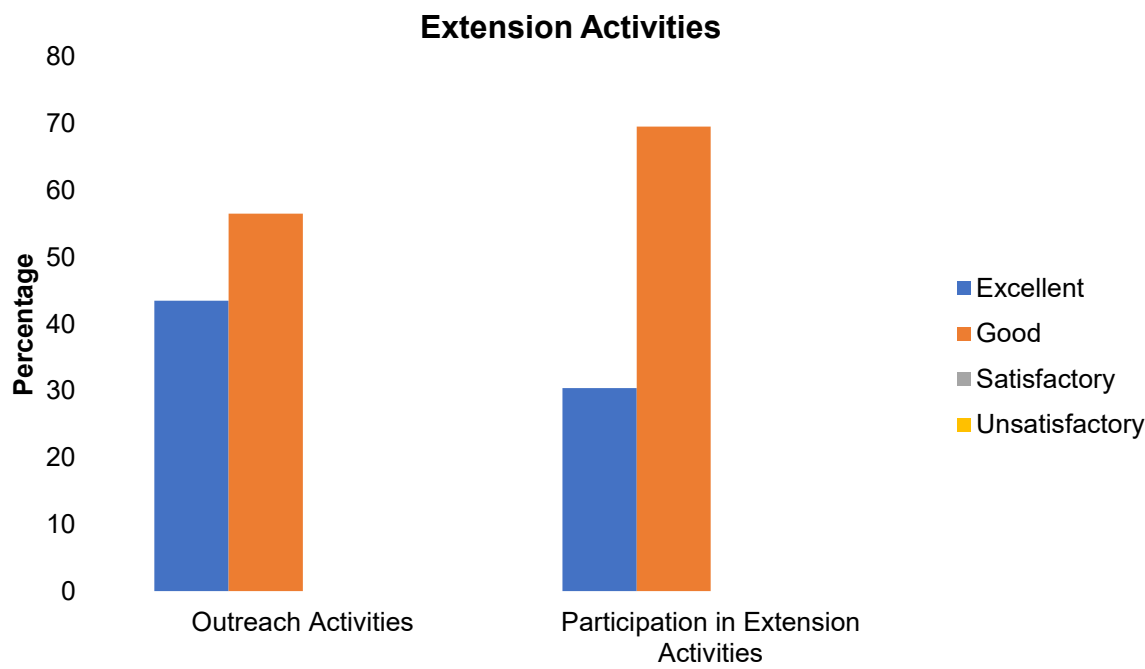
Campus facilities

	Excellent	Good	Satisfactory	Unsatisfactory
Classrooms	78	22	0	0
Internet Browsing	57	43	0	0
Amenity / Services	48	35	13	4
Hostel	13	61	26	0
Recreation	39	61	0	0
Health Care	22	70	8	0
General Library	65	35	0	0
Department Library	44	52	4	0
Extracurricular	53	39	4	4

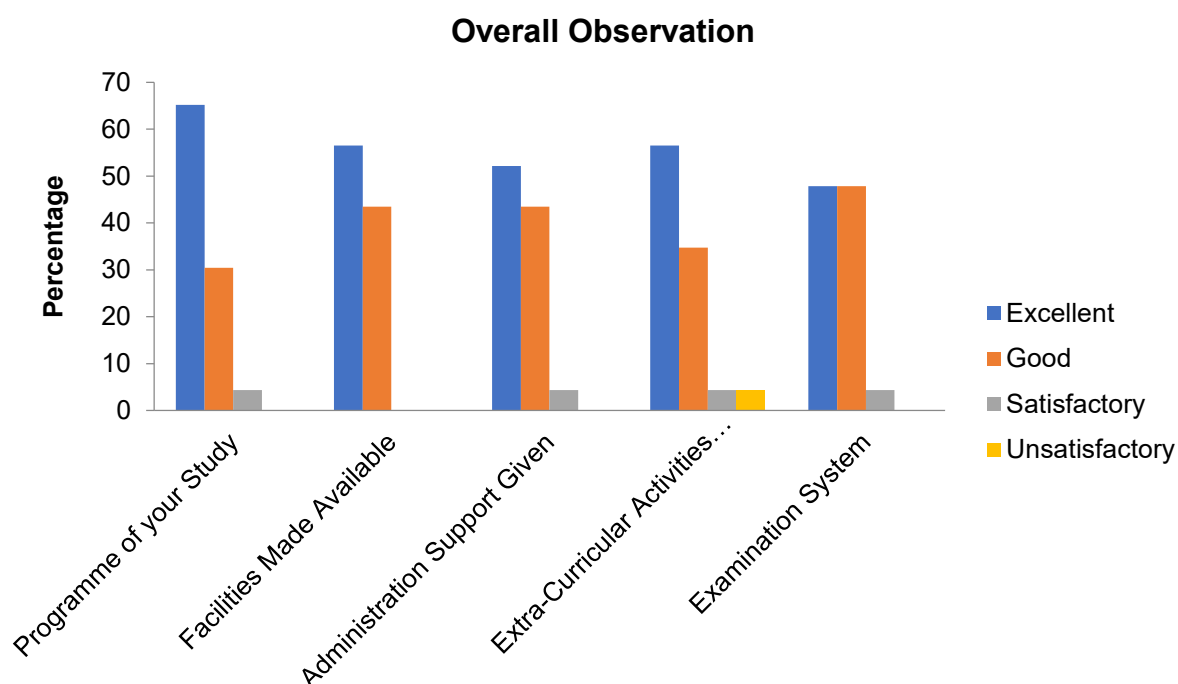
Campus facilities



Extension Activities				
	Excellent	Good	Satisfactory	Unsatisfactory
Outreach Activities	44	56	0	0
Participation in Extension Activities	30	70	0	0



Overall Observation				
	Excellent	Good	Satisfactory	Unsatisfactory
Programme of your Study	65	31	4	0
Facilities Made Available	56	44	0	0
Administration Support Given	52	44	4	0
Extra-Curricular Activities Provided	57	35	4	4
Examination System	48	48	4	0

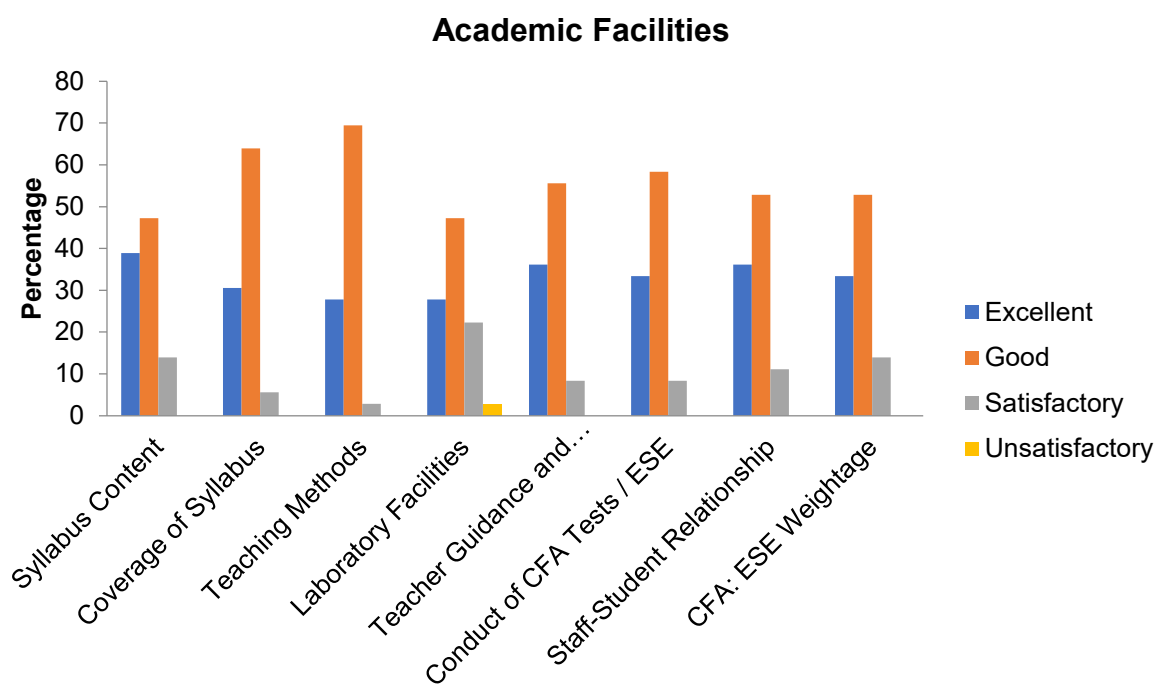


More than 95% of the students have given responses as excellent and good for Academic Facilities, above 85% on Campus Facilities and 100% for Extension Activities. 95% of students have given positive responses on overall observations for programme of study, facilities, administration, extra-curricular activities and examination system. Few students have given a low rating in overall observations for Hostel Facilities.

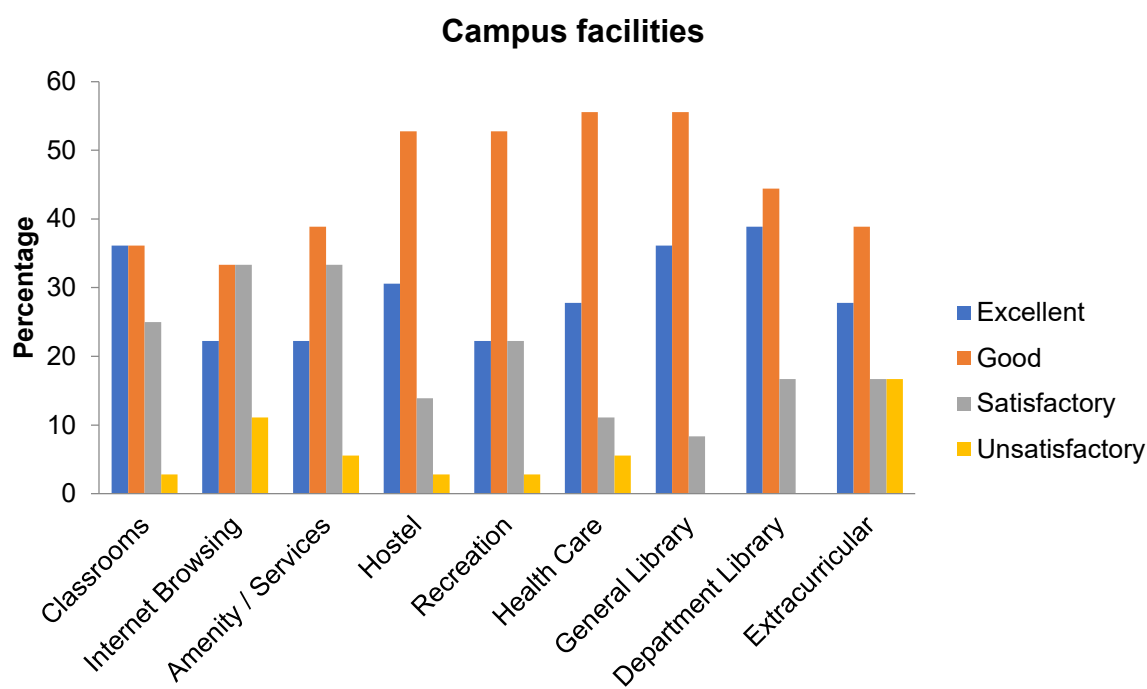
English

Total Number of Students: 36

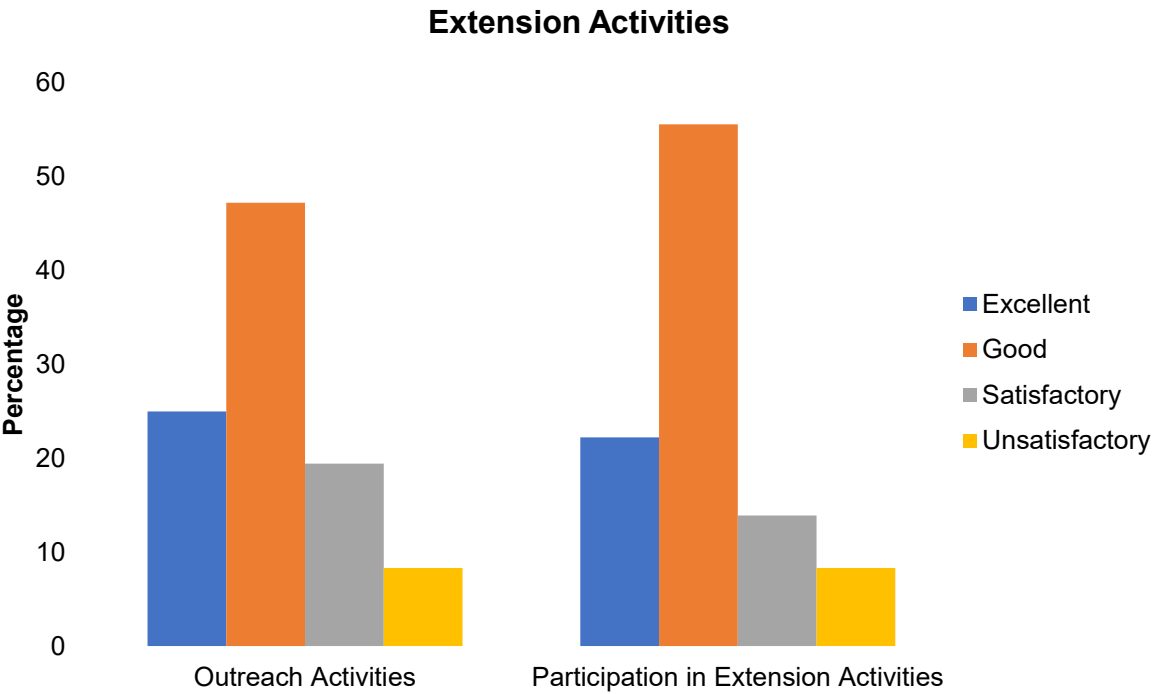
Academic Facilities				
	Excellent	Good	Satisfactory	Unsatisfactory
Syllabus Content	39	47	14	0
Coverage of Syllabus	31	63	6	0
Teaching Methods	28	69	3	0
Laboratory Facilities	28	47	22	3
Teacher Guidance and Counselling	36	56	8	0
Conduct of CFA Tests / ESE	33	59	8	0
Teacher-Student Relationship	36	53	11	0
CFA: ESE Weightage	33	53	14	0



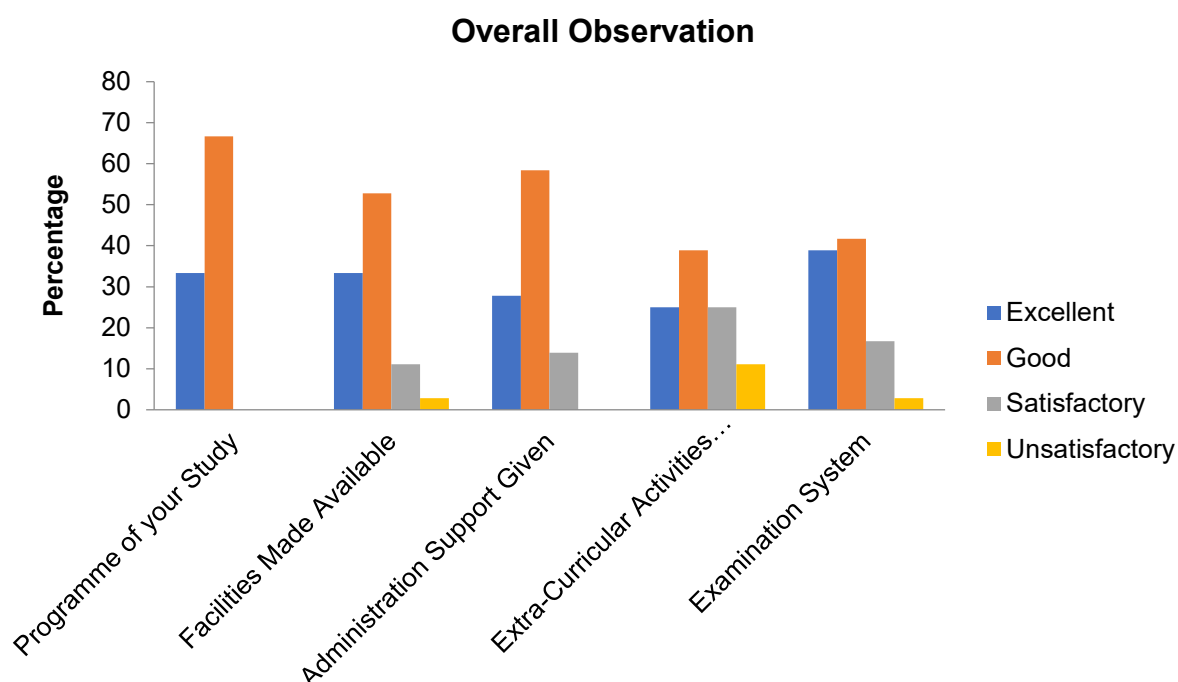
Campus facilities				
	Excellent	Good	Satisfactory	Unsatisfactory
Classrooms	36	36	25	3
Internet Browsing	22	33	33	12
Amenity / Services	22	39	33	6
Hostel	31	53	14	2
Recreation	22	53	22	3
Health Care	28	56	11	5
General Library	36	56	8	0
Department Library	39	44	17	0
Extracurricular	28	39	16	17



Extension Activities				
	Excellent	Good	Satisfactory	Unsatisfactory
Outreach Activities	25	47	20	8
Participation in Extension Activities	22	56	14	8



Overall Observation				
	Excellent	Good	Satisfactory	Unsatisfactory
Programme of your Study	33	67	0	0
Facilities Made Available	33	53	11	3
Administration Support Given	28	58	14	0
Extra-Curricular Activities Provided	25	39	25	11
Examination System	39	42	16	3

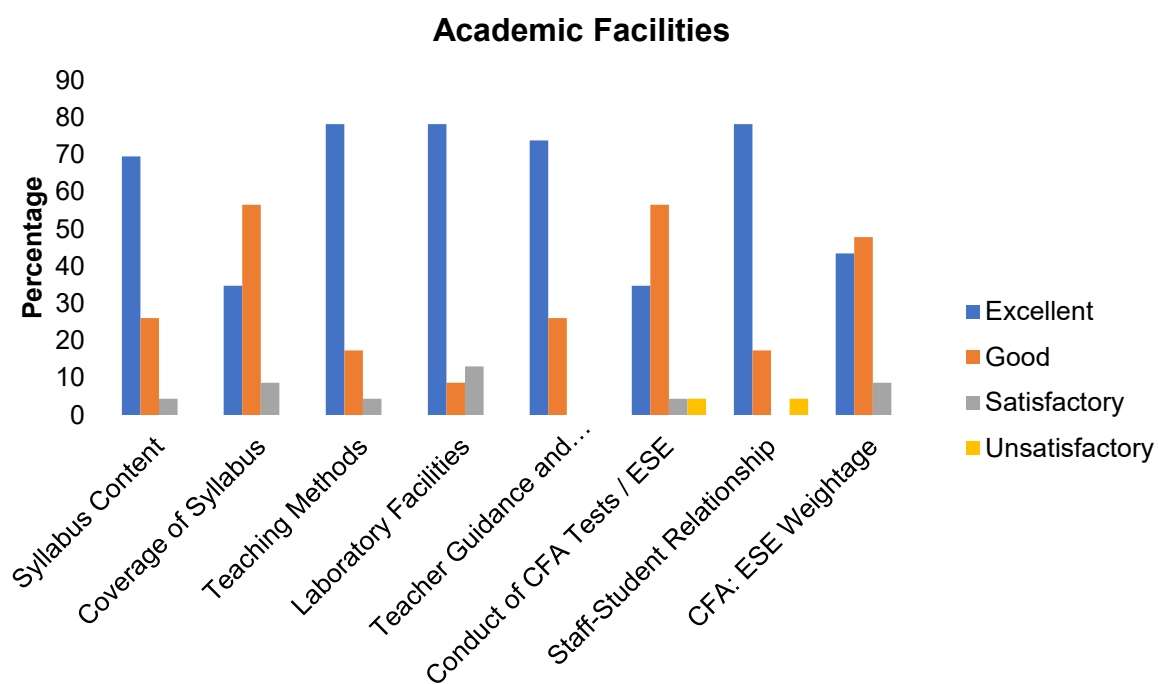


More than 90% of the students have given response as Excellent and good for Academic Facilities, 70% on Campus Facilities and 75% for Extension Activities. of students have given 80% positive responses on overall observation for programme of study, facilities, administration, extra-curricular activities, and examination system. Few students have given low rating in overall observations for Internet Browsing and Extracurricular activities.

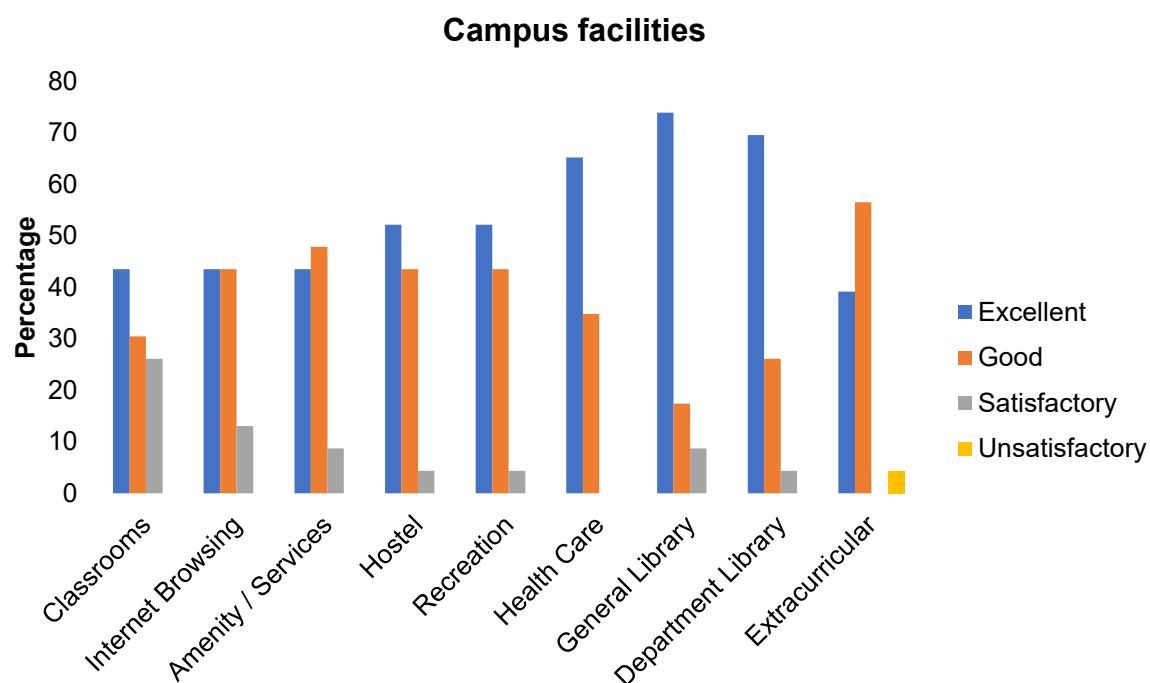
Environmental Science

Total Number of Students: 23

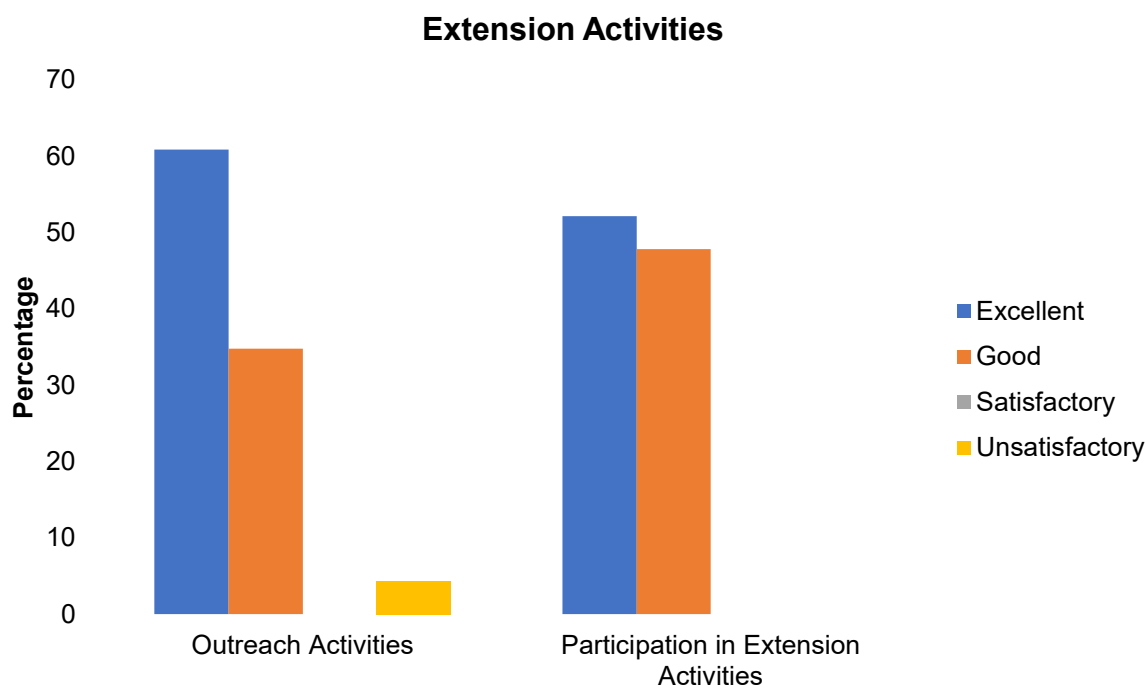
Academic Facilities				
	Excellent	Good	Satisfactory	Unsatisfactory
Syllabus Content	70	26	4	0
Coverage of Syllabus	35	56	9	0
Teaching Methods	78	18	4	0
Laboratory Facilities	78	9	13	0
Teacher Guidance and Counselling	74	26	0	0
Conduct of CFA Tests / ESE	35	57	4	4
Teacher-Student Relationship	78	18	0	4
CFA: ESE Weightage	44	47	9	0



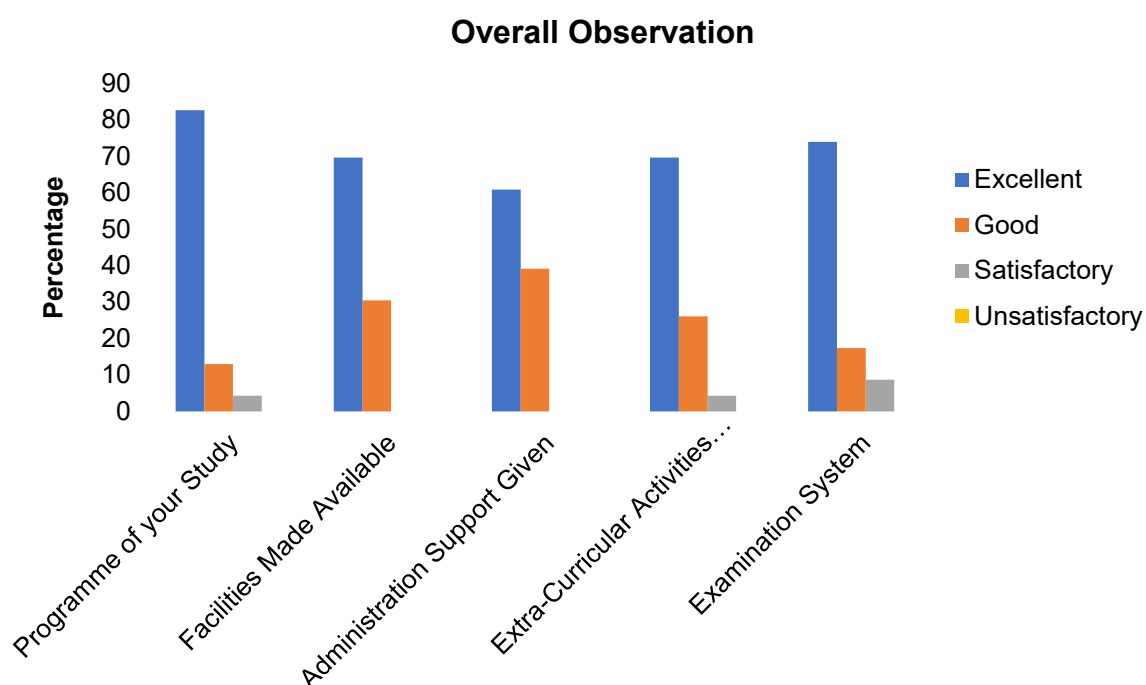
Campus facilities				
	Excellent	Good	Satisfactory	Unsatisfactory
Classrooms	44	30	26	0
Internet Browsing	44	44	12	0
Amenity / Services	44	48	8	0
Hostel	52	44	4	0
Recreation	52	44	4	0
Health Care	65	35	0	0
General Library	74	17	9	0
Department Library	70	26	4	0
Extracurricular	39	57	0	4



Extension Activities				
	Excellent	Good	Satisfactory	Unsatisfactory
Outreach Activities	61	35	0	4
Participation in Extension Activities	52	48	0	0



Overall Observation				
	Excellent	Good	Satisfactory	Unsatisfactory
Programme of your Study	83	13	4	0
Facilities Made Available	70	30	0	0
Administration Support Given	60	40	0	0
Extra-Curricular Activities Provided	70	26	4	0
Examination System	74	17	9	0

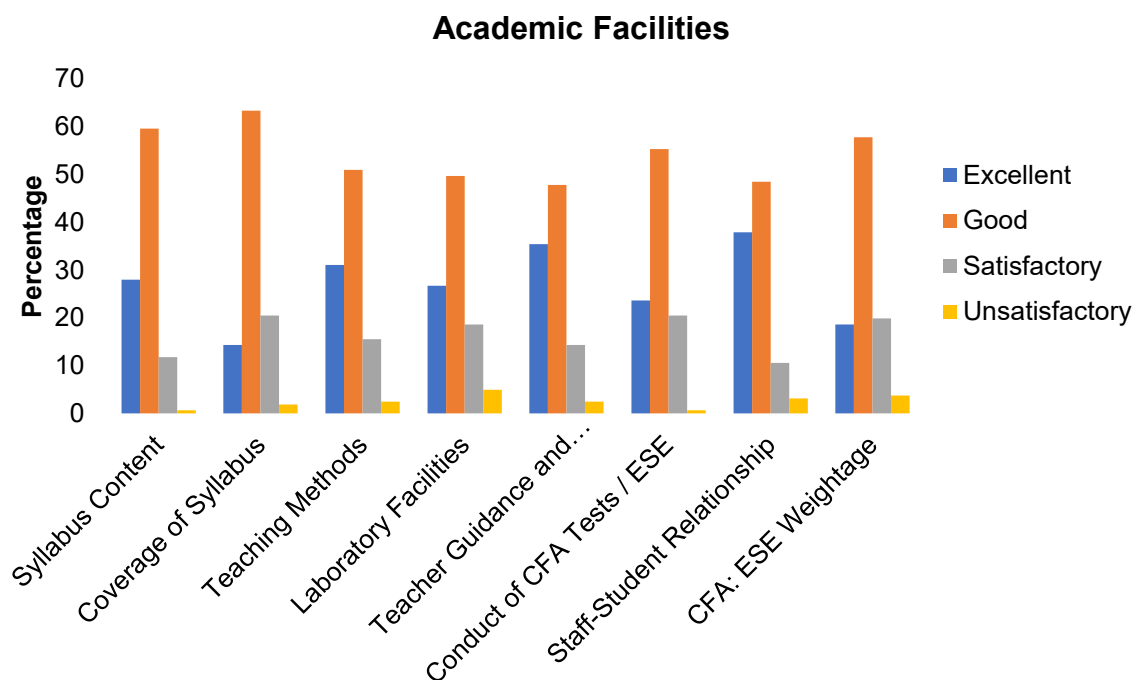


More than 90% of the students have given response as Excellent and good for Academic Facilities, Campus Facilities and 95% for Extension Activities. 95% of students have given positive responses on overall observation for programme of study, facilities, administration, extra-curricular activities, and examination system. Few students have given low rating in overall observations for Classroom and Internet Browsing.

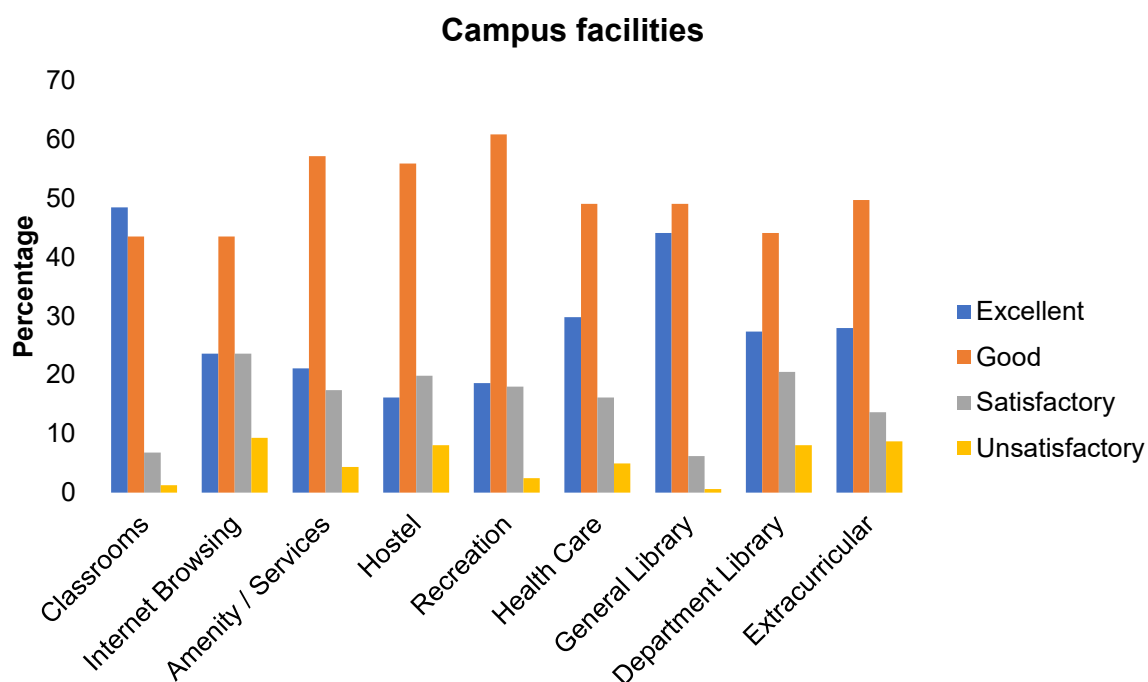
Food Science and Nutrition

Total Number of Students: 161

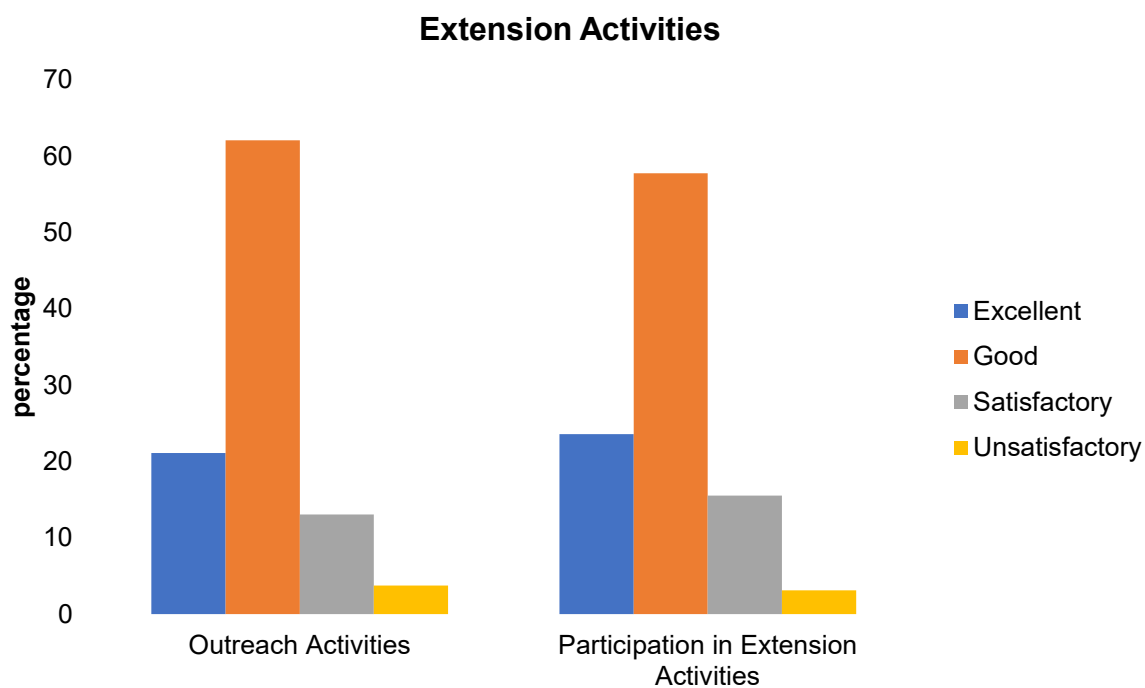
Academic Facilities				
	Excellent	Good	Satisfactory	Unsatisfactory
Syllabus Content	28	60	11	1
Coverage of Syllabus	14	63	21	2
Teaching Methods	31	51	16	2
Laboratory Facilities	27	50	19	4
Teacher Guidance and Counselling	36	48	14	2
Conduct of CFA Tests / ESE	24	55	21	0
Teacher-Student Relationship	38	49	11	2
CFA: ESE Weightage	19	58	20	3



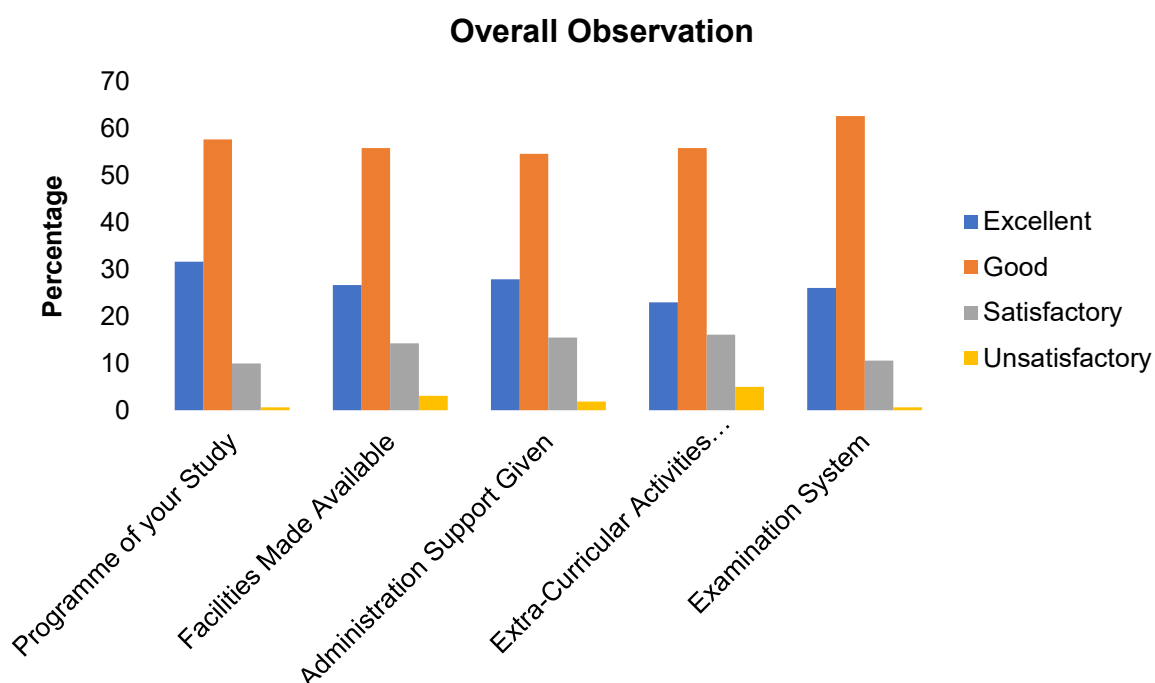
Campus facilities				
	Excellent	Good	Satisfactory	Unsatisfactory
Classrooms	49	44	7	0
Internet Browsing	24	44	24	8
Amenity / Services	21	57	17	5
Hostel	16	56	20	8
Recreation	19	61	18	2
Health Care	30	49	16	5
General Library	44	49	6	1
Department Library	27	44	21	8
Extracurricular	28	50	14	8



Extension Activities				
	Excellent	Good	Satisfactory	Unsatisfactory
Outreach Activities	21	62	13	4
Participation in Extension Activities	24	57	16	3



Overall Observation				
	Excellent	Good	Satisfactory	Unsatisfactory
Programme of your Study	32	58	10	0
Facilities Made Available	27	56	14	3
Administration Support Given	28	55	16	1
Extra-Curricular Activities Provided	23	56	17	4
Examination System	26	63	11	0

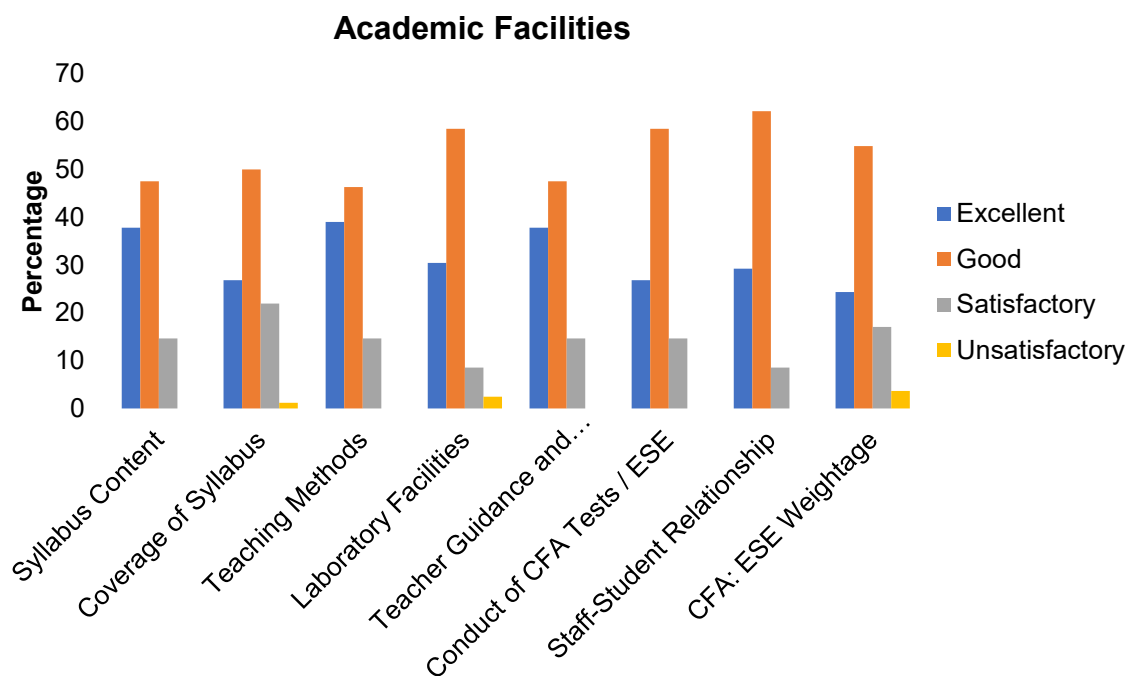


More than 80% of the students have given response as Excellent and good for Academic Facilities, Campus Facilities and Extension Activities. 80% of the students have given positive responses on overall observation for programme of study, facilities, administration, extra-curricular activities, and examination system. Few students have given low rating in overall observations for Hostel and Internet Facilities.

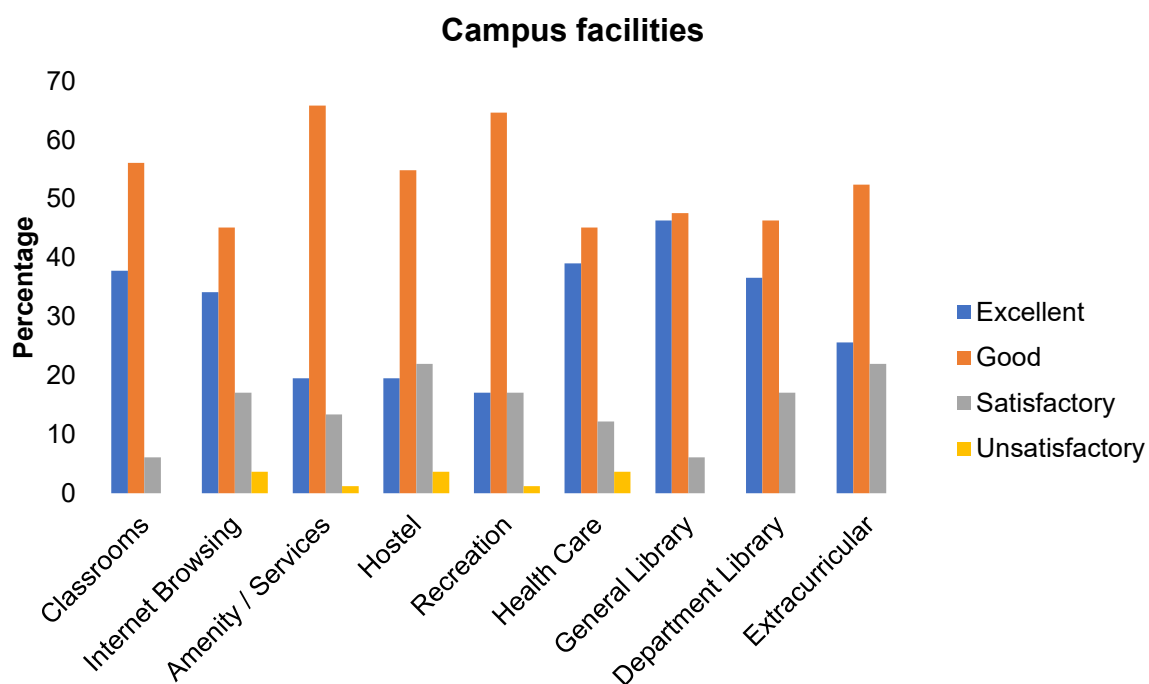
Geology

Total Number of Students: 82

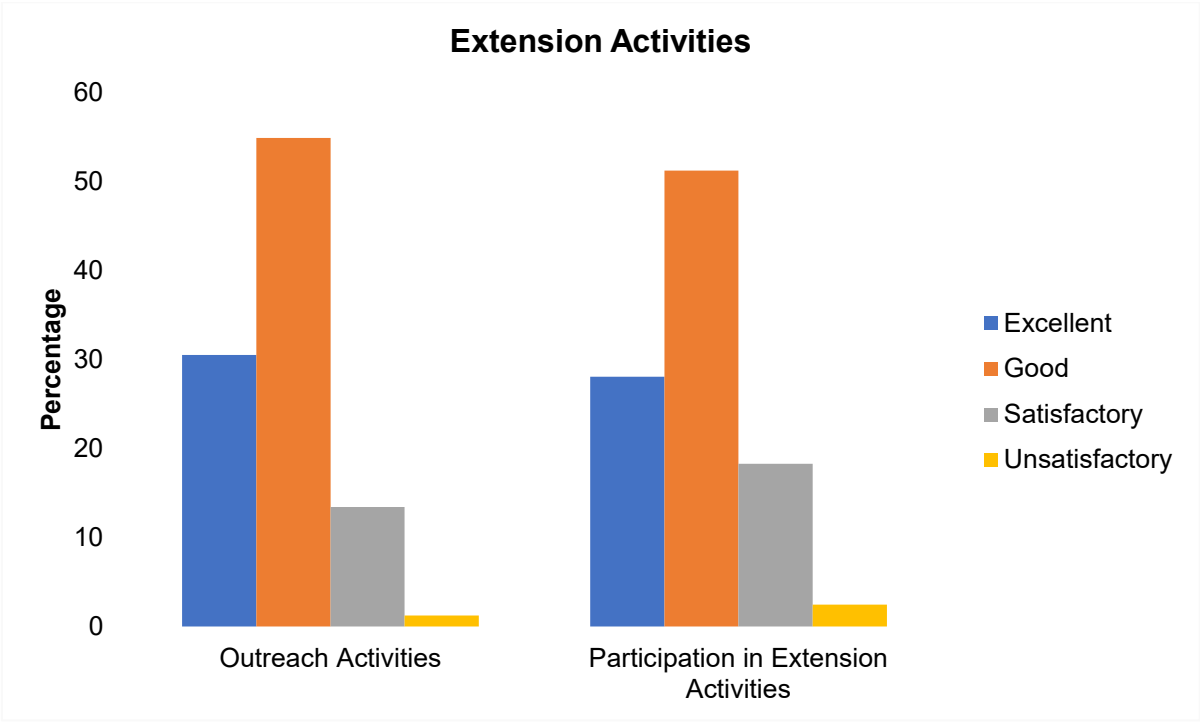
Academic Facilities				
	Excellent	Good	Satisfactory	Unsatisfactory
Syllabus Content	38	48	14	0
Coverage of Syllabus	27	50	22	1
Teaching Methods	39	46	15	0
Laboratory Facilities	31	59	9	1
Teacher Guidance and Counselling	38	48	14	0
Conduct of CFA Tests / ESE	27	59	14	0
Teacher-Student Relationship	29	62	9	0
CFA: ESE Weightage	24	55	17	4



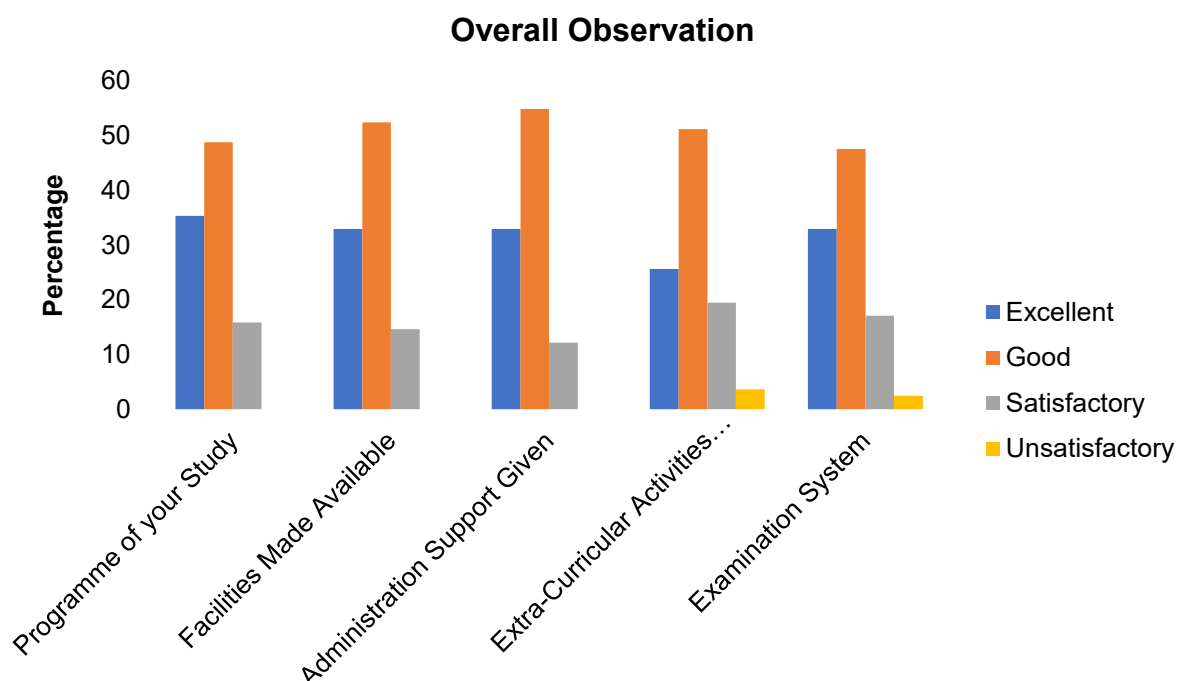
Campus Facilities				
	Excellent	Good	Satisfactory	Unsatisfactory
Classrooms	38	56	6	0
Internet Browsing	34	45	17	4
Amenity / Services	20	66	13	1
Hostel	20	55	22	3
Recreation	17	65	17	1
Health Care	39	45	12	4
General Library	46	48	6	0
Department Library	37	46	17	0
Extracurricular	26	52	22	0



Extension Activities				
	Excellent	Good	Satisfactory	Unsatisfactory
Outreach Activities	31	55	13	1
Participation in Extension Activities	28	51	19	2



Overall Observation				
	Excellent	Good	Satisfactory	Unsatisfactory
Programme of your Study	35	49	16	0
Facilities Made Available	33	52	15	0
Administration Support Given	33	55	12	0
Extra-Curricular Activities Provided	26	51	19	4
Examination System	33	48	17	2

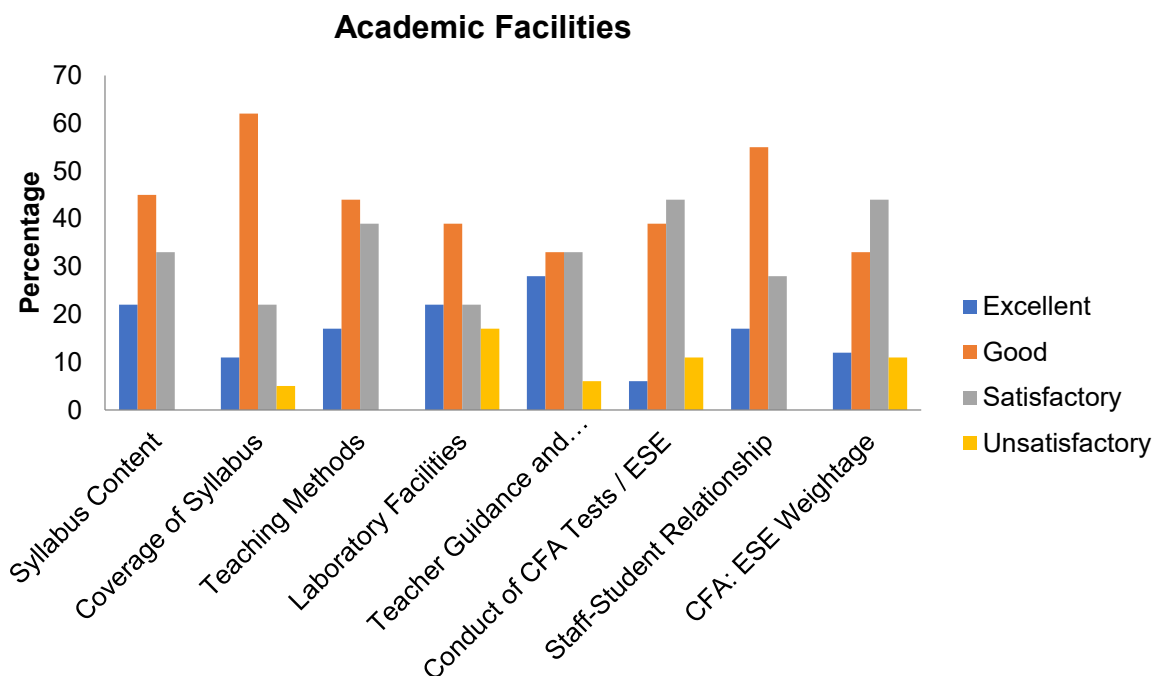


More than 80% of the students have given response as Excellent and good for Academic Facilities, Campus Facilities and Extension Activities. 80% of the students have given positive responses on overall observation for programme of study, facilities, administration, extra-curricular activities, and examination system. 16% of the students have given low rating in overall observations for Hostel Facilities.

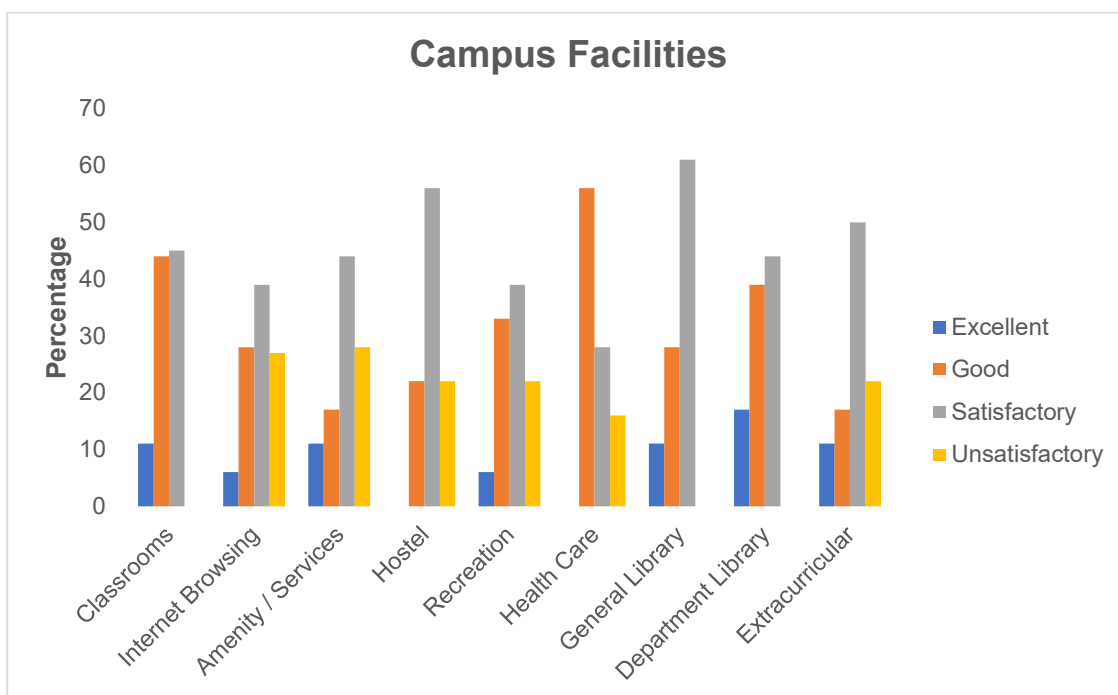
History

Total Number of Students: 18

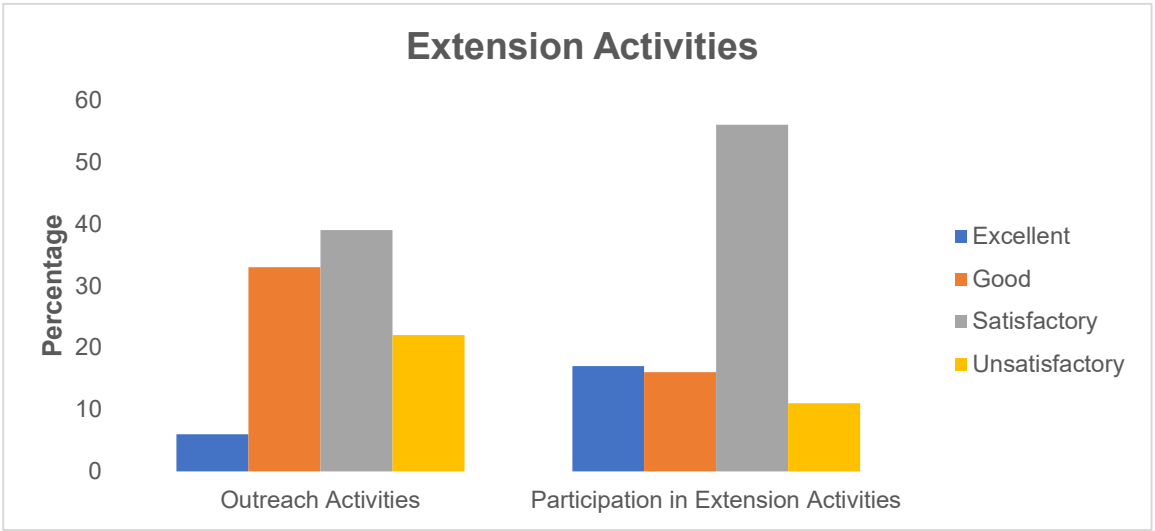
Academic Facilities				
	Excellent	Good	Satisfactory	Unsatisfactory
Syllabus Content	22	45	33	0
Coverage of Syllabus	11	62	22	5
Teaching Methods	17	44	39	0
Laboratory Facilities	22	39	22	17
Teacher Guidance and Counselling	28	33	33	6
Conduct of CFA Tests / ESE	6	39	44	11
Teacher-Student Relationship	17	55	28	0
CFA: ESE Weightage	12	33	44	11



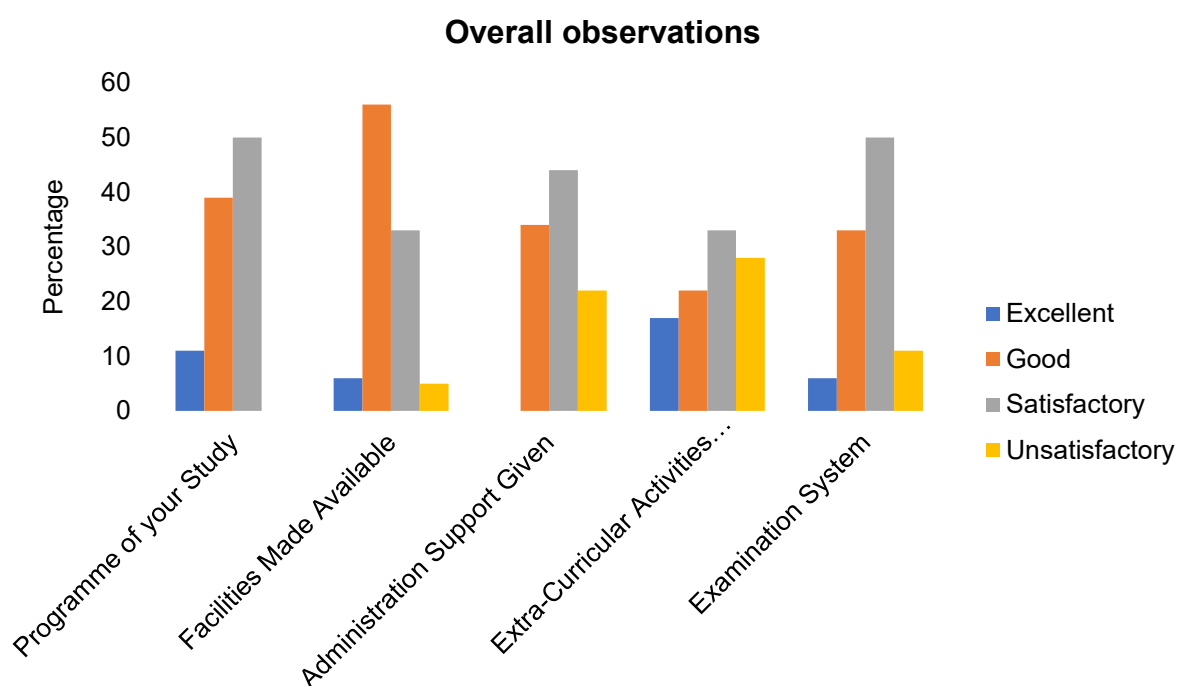
Campus Facilities				
	Excellent	Good	Satisfactory	Unsatisfactory
Classrooms	11	44	45	0
Internet Browsing	6	28	39	27
Amenity / Services	11	17	44	28
Hostel	0	22	56	22
Recreation	6	33	39	22
Health Care	0	56	28	16
General Library	11	28	61	0
Department Library	17	39	44	0
Extracurricular	11	17	50	22



Extension Activities				
	Excellent	Good	Satisfactory	Unsatisfactory
Outreach Activities	6	33	39	22
Participation in Extension Activities	17	16	56	11



Overall Observation				
	Excellent	Good	Satisfactory	Unsatisfactory
Programme of your Study	11	39	50	0
Facilities Made Available	6	56	33	5
Administration Support Given	0	34	44	22
Extra-Curricular Activities Provided	17	22	33	28
Examination System	6	33	50	11

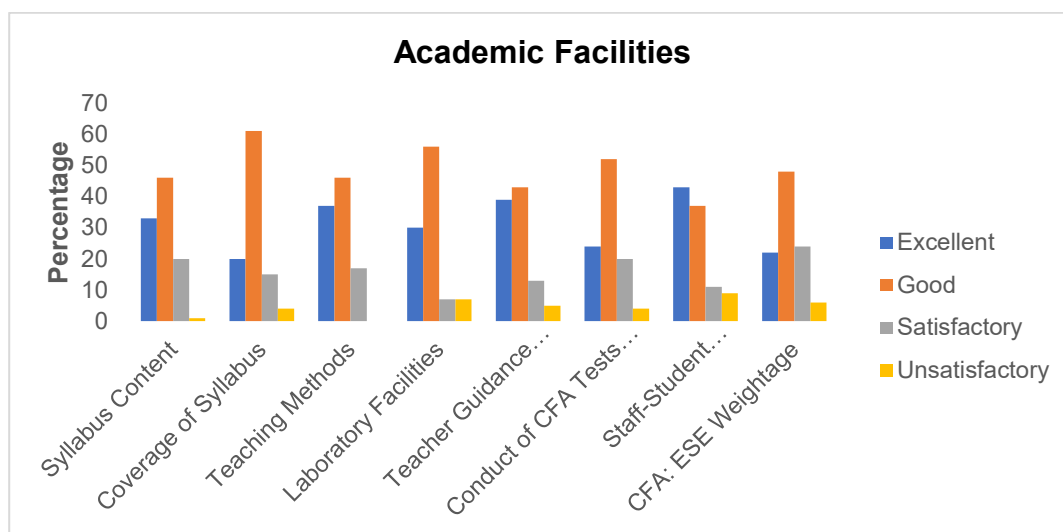


More than 60% of the students have given response as excellent and good for Academic Facilities, more than 35% on Campus Facilities and Extension Activities. 35% of the students have given positive responses on overall observation for programme of study, facilities, administration, extra-curricular activities and examination system. Most of the students have given low rating in overall observations for Hostel and Internet Facilities.

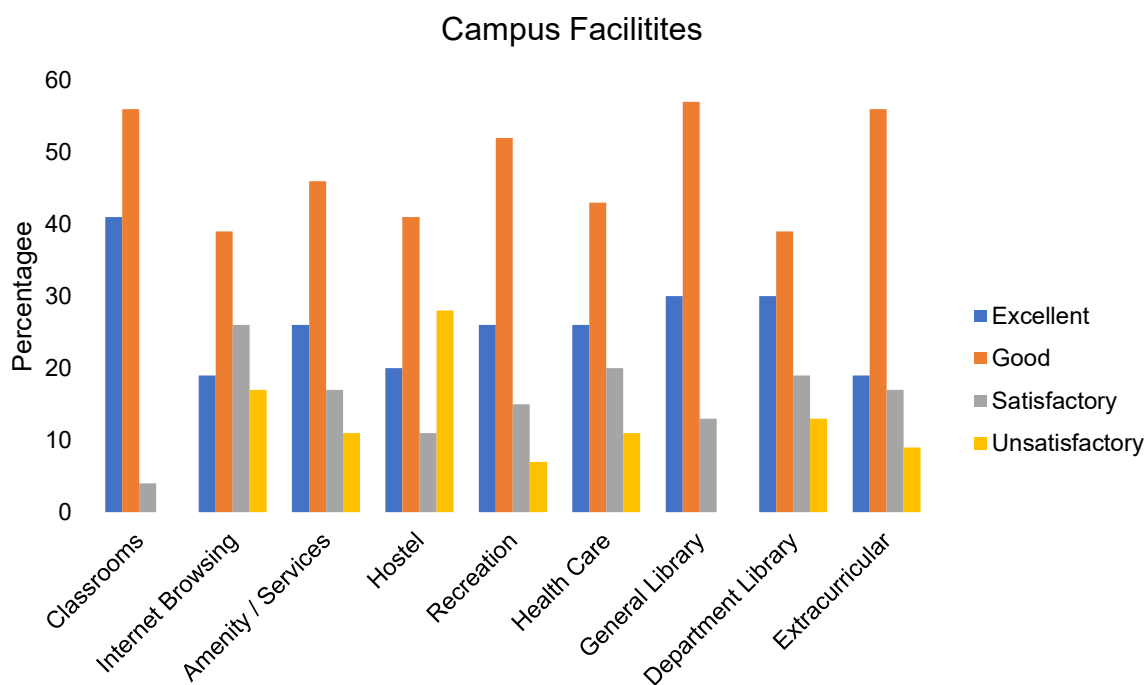
Journalism and Mass Communication

Total Number of Students: 54

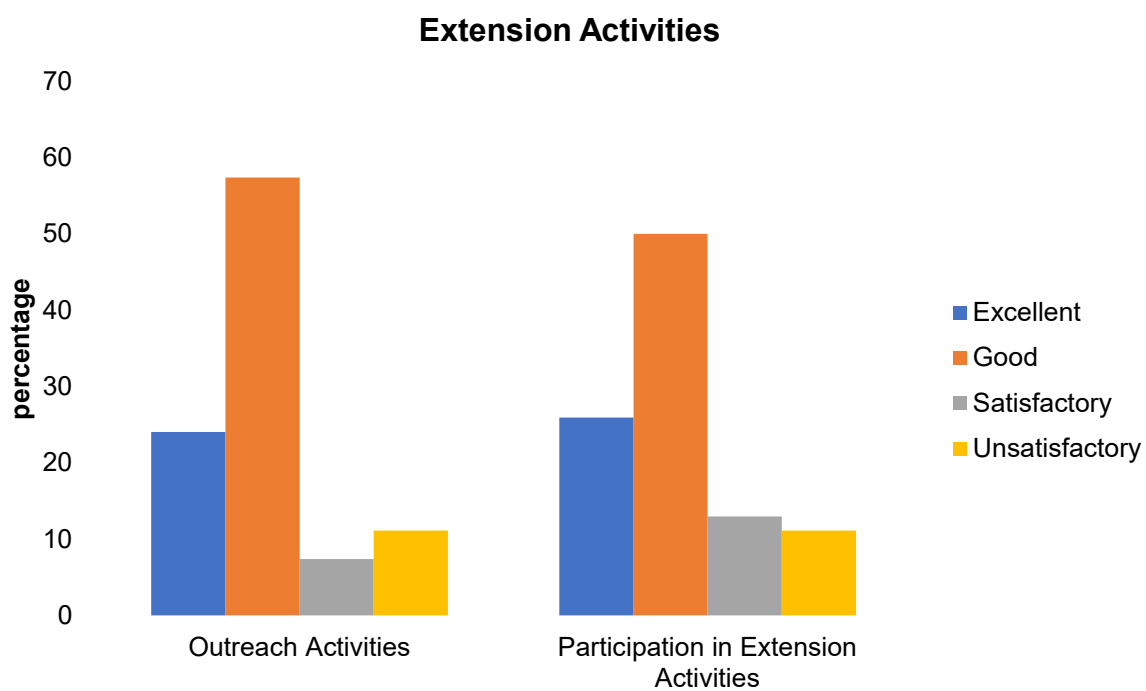
Academic Facilities				
	Excellent	Good	Satisfactory	Unsatisfactory
Syllabus Content	33	46	20	1
Coverage of Syllabus	20	61	15	4
Teaching Methods	37	46	17	0
Laboratory Facilities	30	56	7	7
Teacher Guidance and Counselling	39	43	13	5
Conduct of CFA Tests / ESE	24	52	20	4
Teacher-Student Relationship	43	37	11	9
CFA: ESE Weightage	22	48	24	6



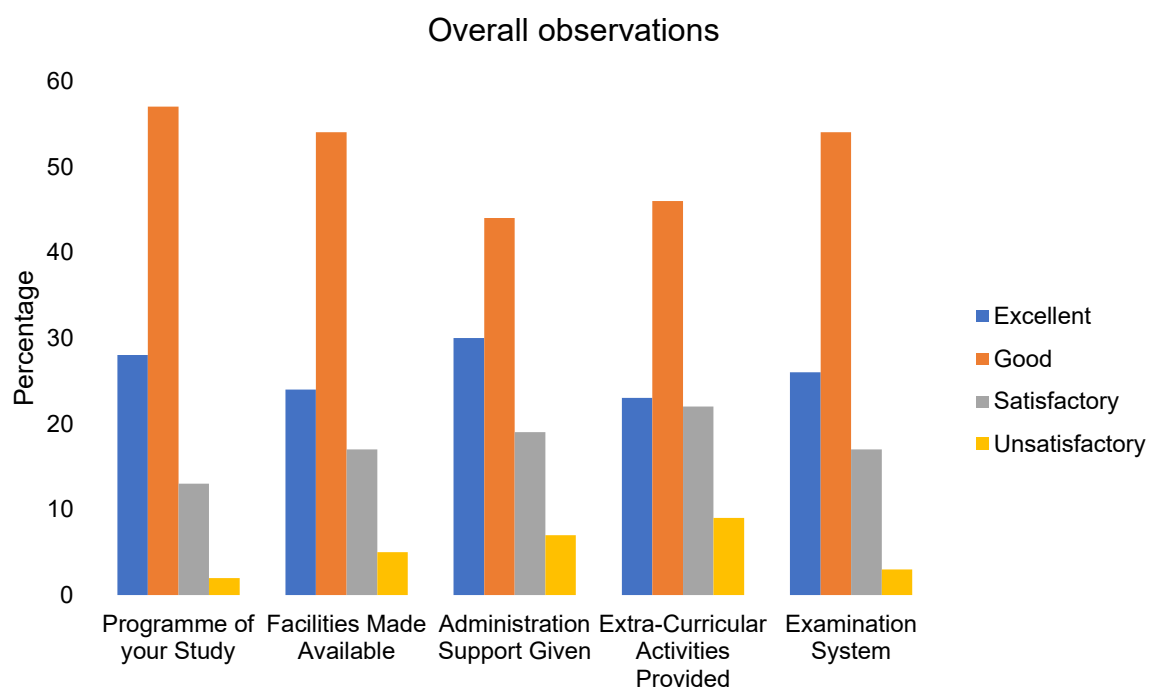
Campus facilities				
	Excellent	Good	Satisfactory	Unsatisfactory
Classrooms	41	56	3	0
Internet Browsing	19	39	25	17
Amenity / Services	26	46	17	11
Hostel	20	41	11	28
Recreation	26	52	15	7
Health Care	26	43	20	11
General Library	30	57	13	0
Department Library	30	39	19	12
Extracurricular	19	56	17	8



Extension Activities				
	Excellent	Good	Satisfactory	Unsatisfactory
Outreach Activities	24	57	8	11
Participation in Extension Activities	26	50	13	11



Overall Observation				
	Excellent	Good	Satisfactory	Unsatisfactory
Programme of your Study	28	57	13	2
Facilities Made Available	24	54	17	5
Administration Support Given	30	44	19	7
Extra-Curricular Activities Provided	23	46	22	9
Examination System	26	54	17	3

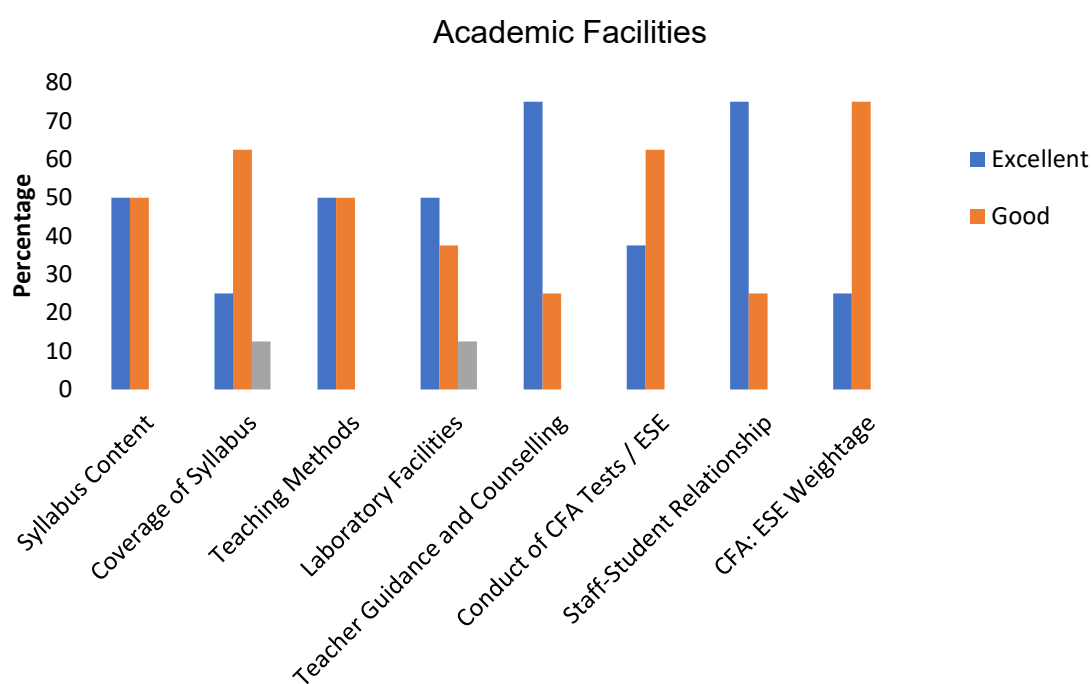


More than 75% the students have given response as excellent and good for Academic Facilities, Campus Facilities and 80% for Extension Activities. 80% of students have given positive responses on overall observation for programme of study, facilities, administration, extra-curricular activities and examination system. Some of the students have given low rating in overall observations for Hostel and Internet Facilities.

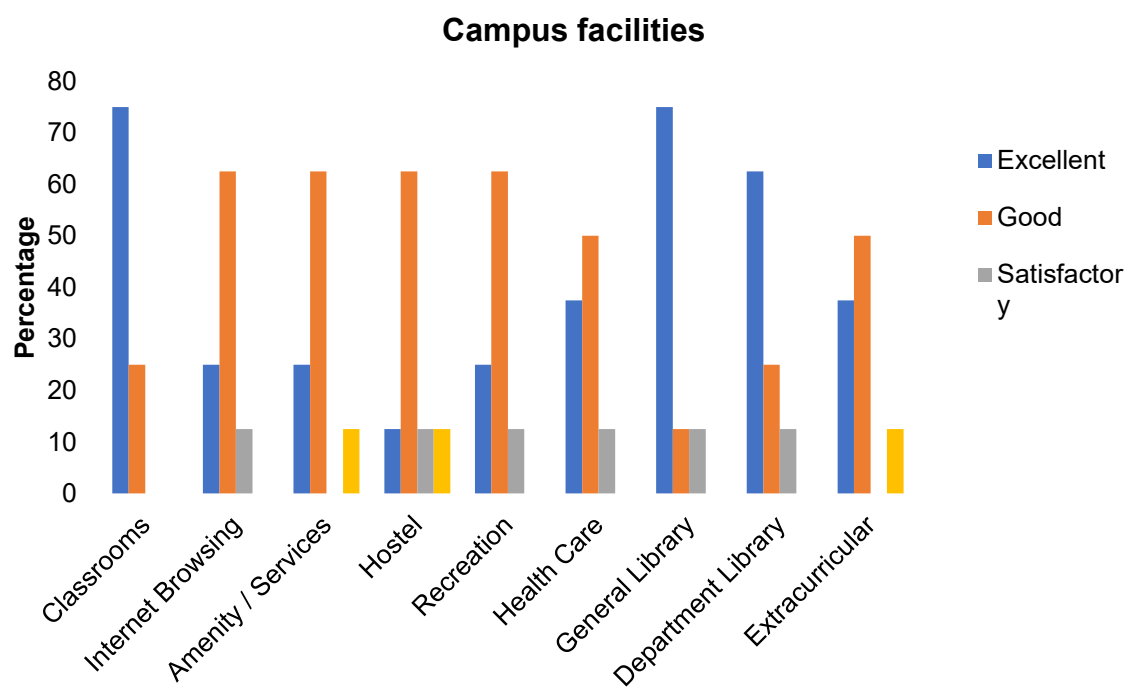
Library and Information Science

Total Number of Students: 8

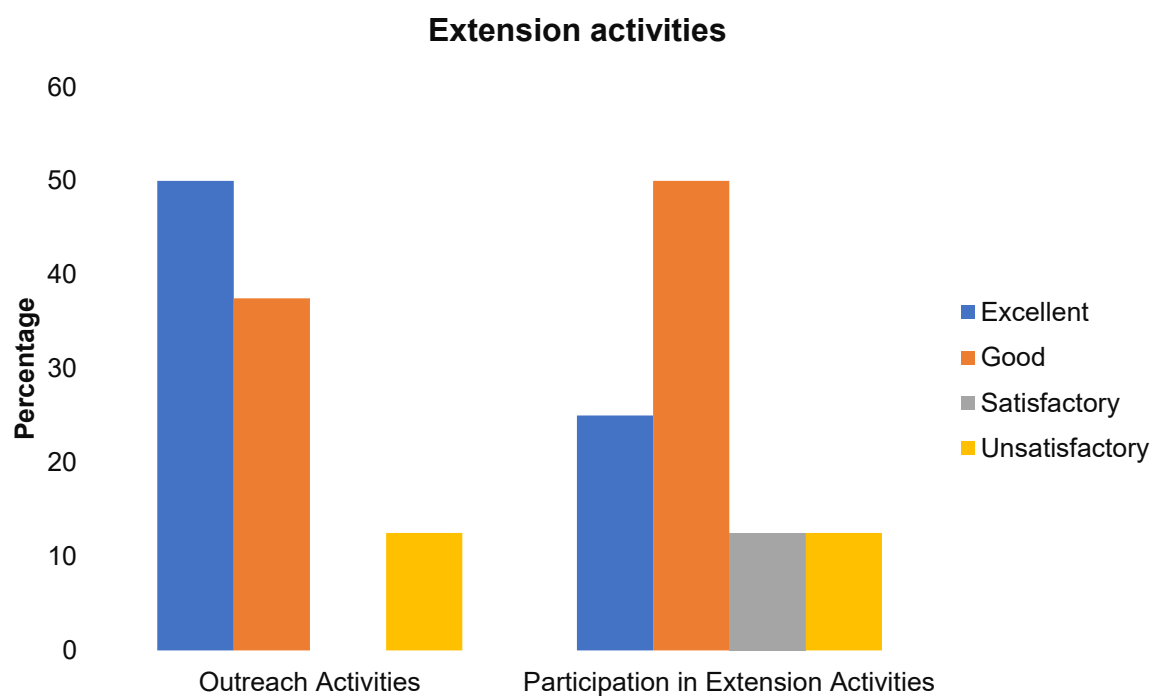
Academic Facilities				
	Excellent	Good	Satisfactory	Unsatisfactory
Syllabus Content	50	50	0	0
Coverage of Syllabus	25	63	12	0
Teaching Methods	50	50	0	0
Laboratory Facilities	50	37	13	0
Teacher Guidance and Counselling	75	25	0	0
Conduct of CFA Tests / ESE	38	62	0	0
Teacher-Student Relationship	75	25	0	0
CFA: ESE Weightage	25	75	0	0



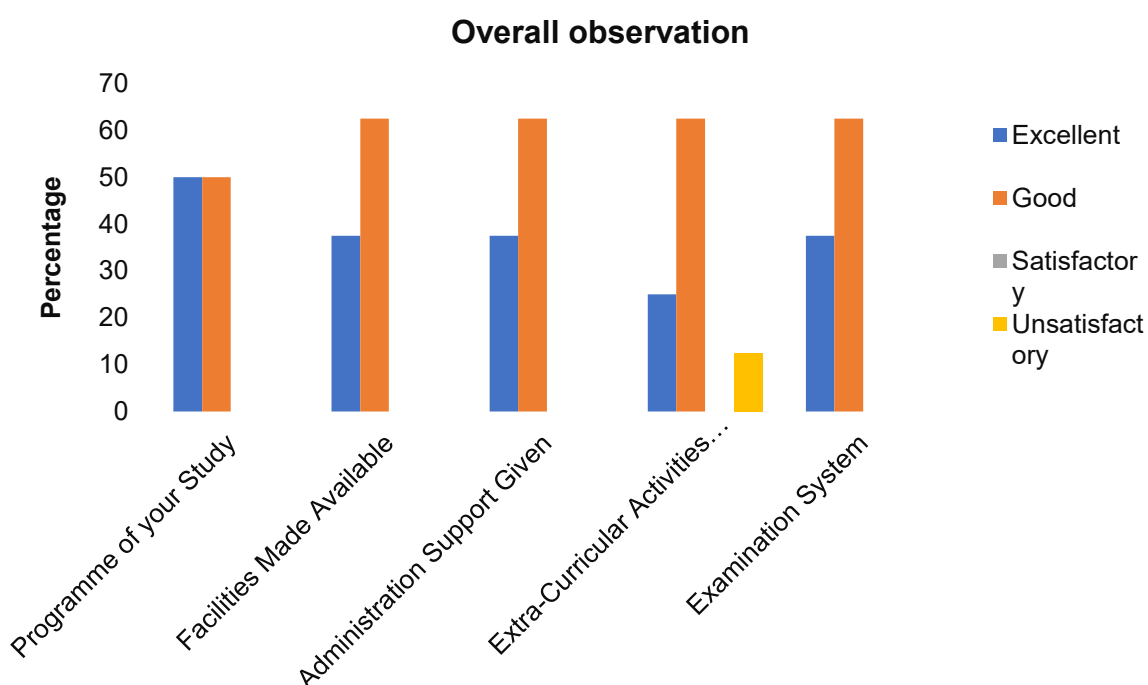
Campus facilities				
	Excellent	Good	Satisfactory	Unsatisfactory
Classrooms	75	25	0	0
Internet Browsing	25	63	12	0
Amenity / Services	25	63	0	12
Hostel	13	63	13	11
Recreation	25	63	12	0
Health Care	38	50	12	0
General Library	75	13	12	0
Department Library	63	25	12	0
Extracurricular	38	50	0	12



Extension Activities				
	Excellent	Good	Satisfactory	Unsatisfactory
Outreach Activities	50	38	0	12
Participation in Extension Activities	25	50	15	10



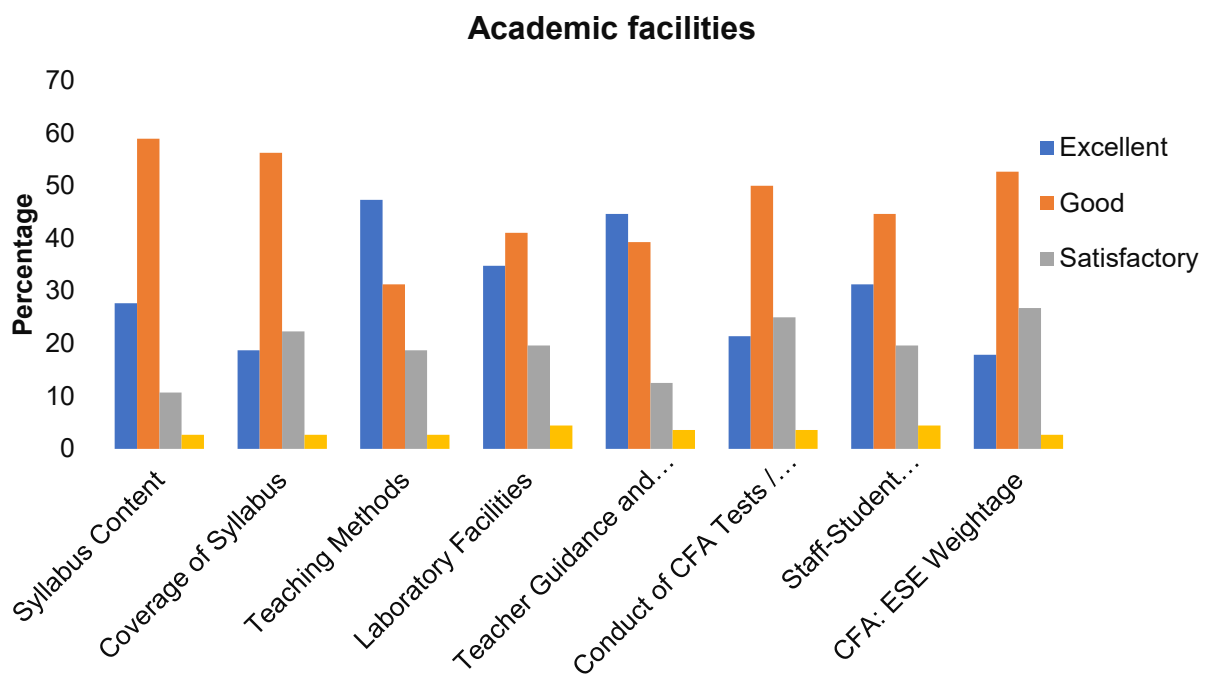
Overall observation				
	Excellent	Good	Satisfactory	Unsatisfactory
Programme of your Study	50	50	0	0
Facilities Made Available	38	62	0	0
Administration Support Given	38	62	0	0
Extra-Curricular Activities Provided	25	62	0	13
Examination System	38	62	0	0



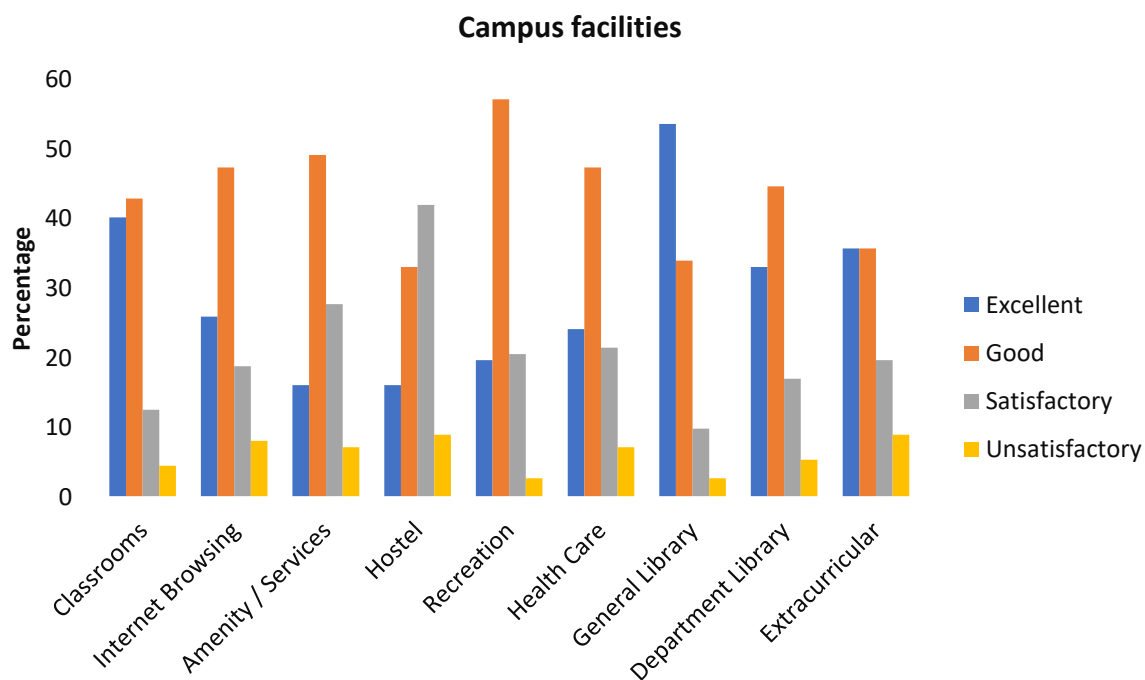
More than 85% of the students have given response as excellent and good for Academic Facilities, 80% on Campus Facilities and for Extension Activities. 95% of students have given positive responses on overall observation for Programme of study, facilities, administration, extra-curricular activities and examination system. Few students have given low rating in overall observations for Hostel Facilities.

Management Studies
Total Number of Students: 112

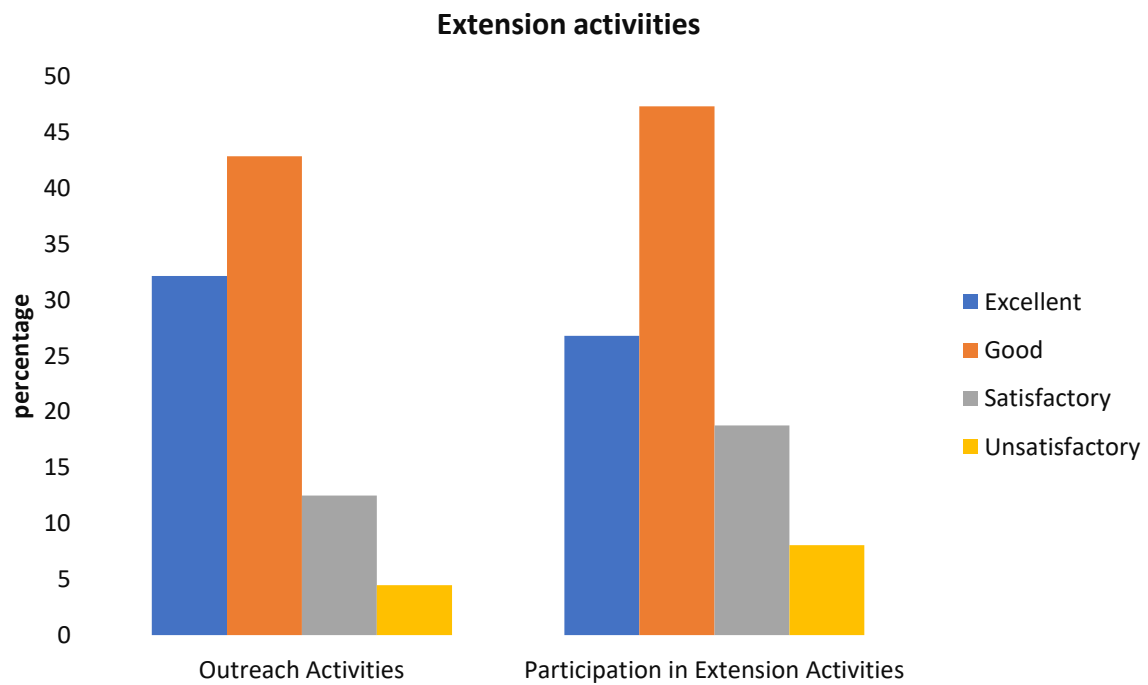
Academic Facilities				
	Excellent	Good	Satisfactory	Unsatisfactory
Syllabus Content	28	59	11	2
Coverage of Syllabus	19	56	22	3
Teaching Methods	47	31	19	3
Laboratory Facilities	35	44	20	1
Teacher Guidance and Counselling	45	40	13	2
Conduct of CFA Tests / ESE	21	50	25	4
Teacher-Student Relationship	31	45	20	4
CFA: ESE Weightage	18	53	27	2



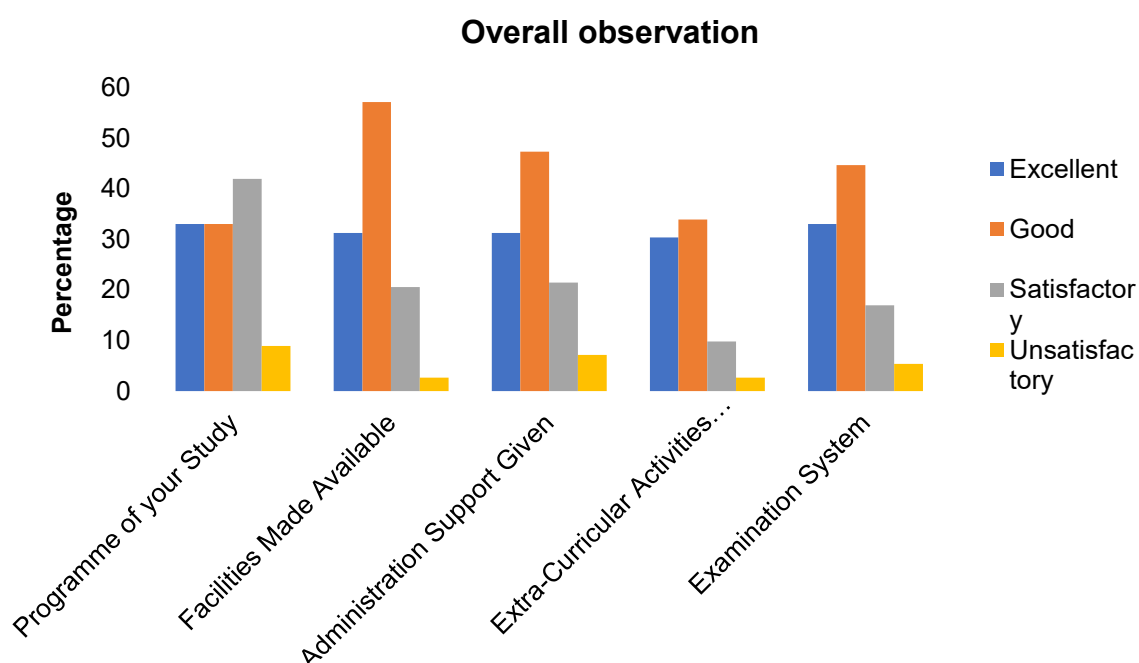
Campus Facilities				
	Excellent	Good	Satisfactory	Unsatisfactory
Classrooms	41	43	13	3
Internet Browsing	26	47	19	8
Amenity / Services	16	49	28	7
Hostel	16	33	42	9
Recreation	20	57	21	2
Health Care	24	47	22	7
General Library	54	34	10	2
Department Library	33	45	17	5
Extracurricular	36	36	20	8



Extension Activities				
	Excellent	Good	Satisfactory	Unsatisfactory
Outreach Activities	36	46	13	5
Participation in Extension Activities	27	47	19	7



Overall observation				
	Excellent	Good	Satisfactory	Unsatisfactory
Programme of your Study	33	33	26	8
Facilities Made Available	31	46	20	3
Administration Support Given	31	44	21	4
Extra-Curricular Activities Provided	30	46	21	3
Examination System	33	45	17	5

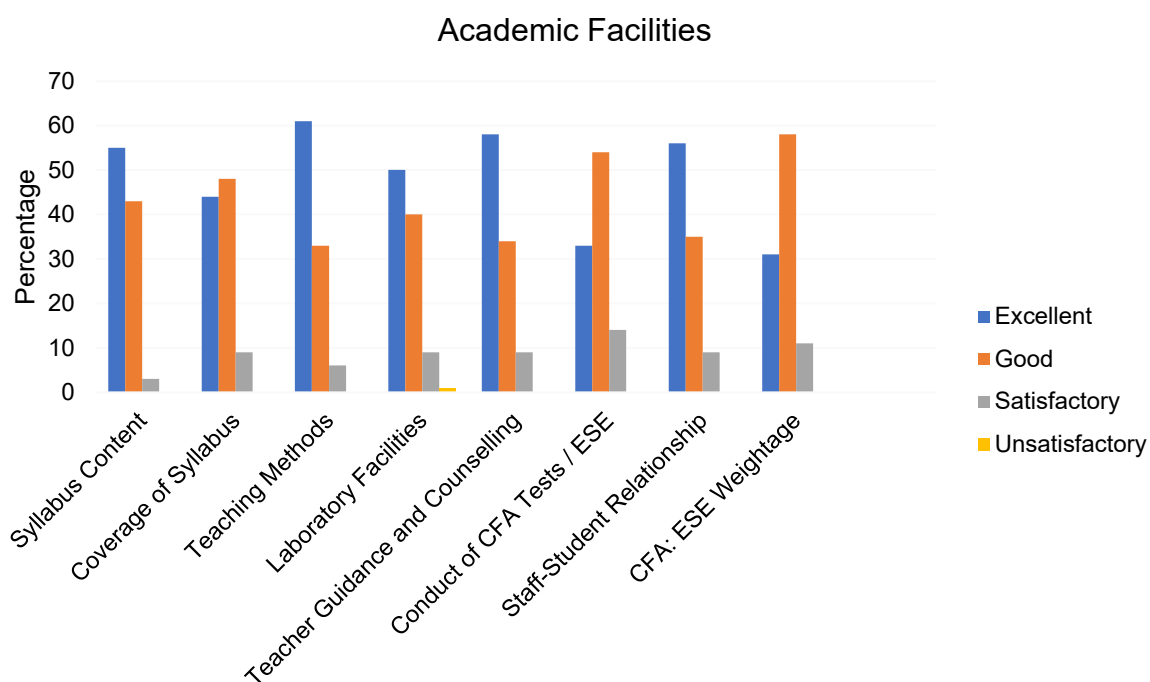


More than 85% of the students have given response as excellent and good for Academic Facilities, 80% on Campus Facilities and 75% for Extension Activities. 75% of students have given positive responses on overall observation for Programme of study, facilities, administration, extra-curricular activities and examination system. Few students have given low rating in overall observations for Hostel Facilities.

Mathematics

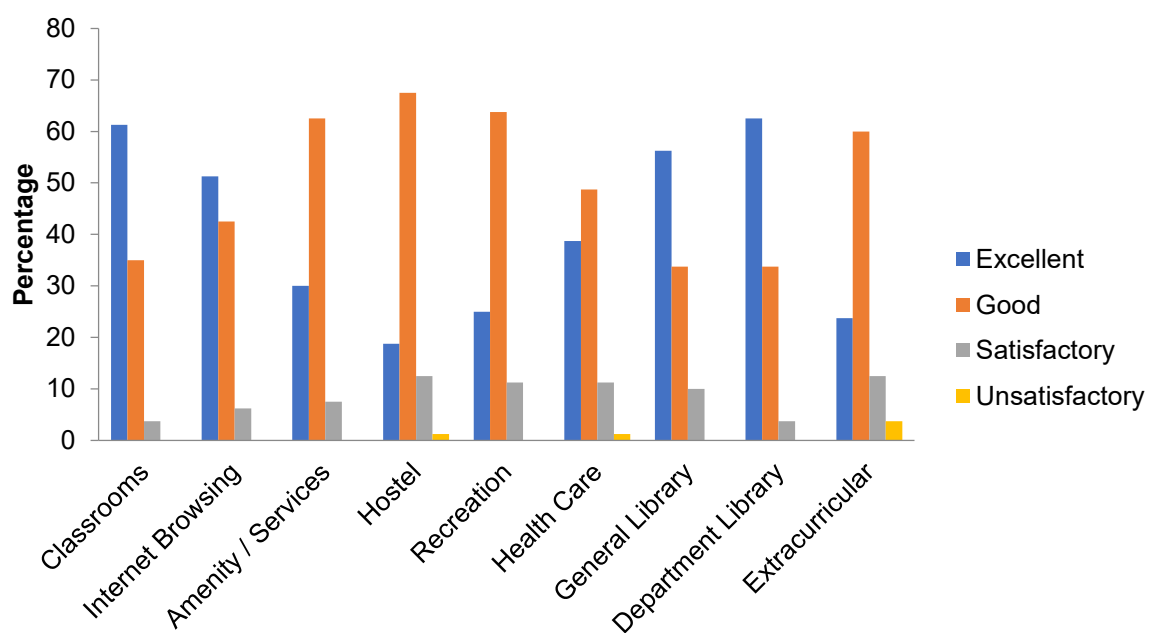
Total Number of Students: 80

Academic Facilities				
	Excellent	Good	Satisfactory	Unsatisfactory
Syllabus Content	55	43	2	0
Coverage of Syllabus	44	48	8	0
Teaching Methods	61	33	6	0
Laboratory Facilities	50	40	9	1
Teacher Guidance and Counselling	58	34	8	0
Conduct of CFA Tests / ESE	33	54	13	0
Teacher-Student Relationship	56	35	9	0
CFA: ESE Weightage	31	58	11	0

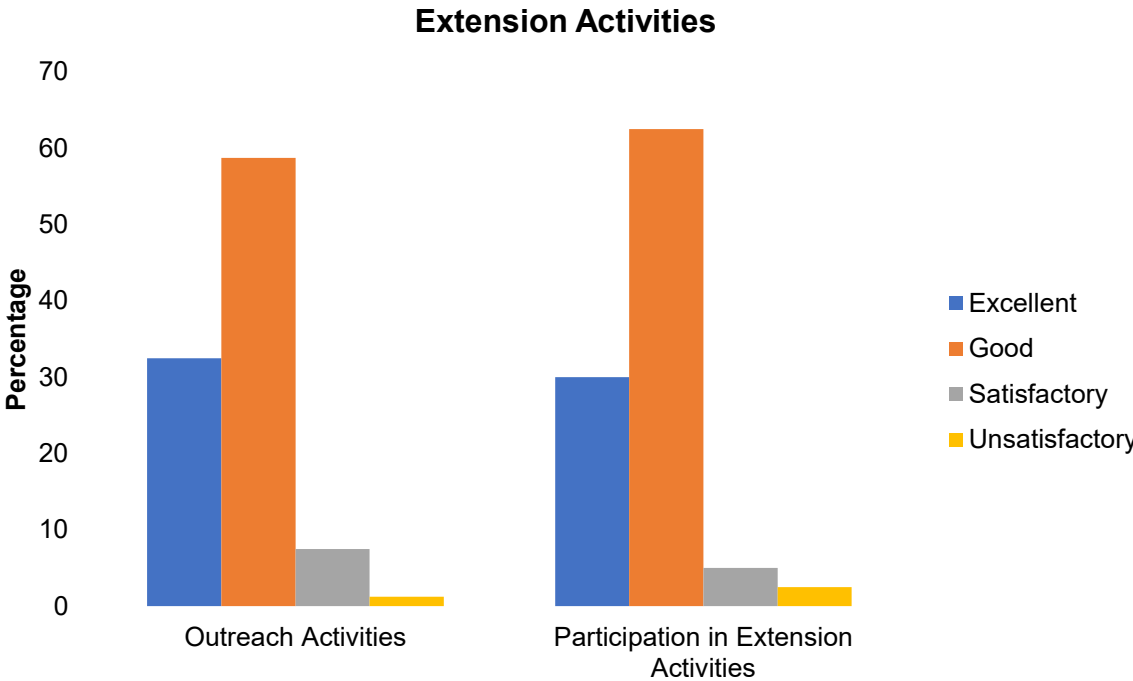


Campus Facilities

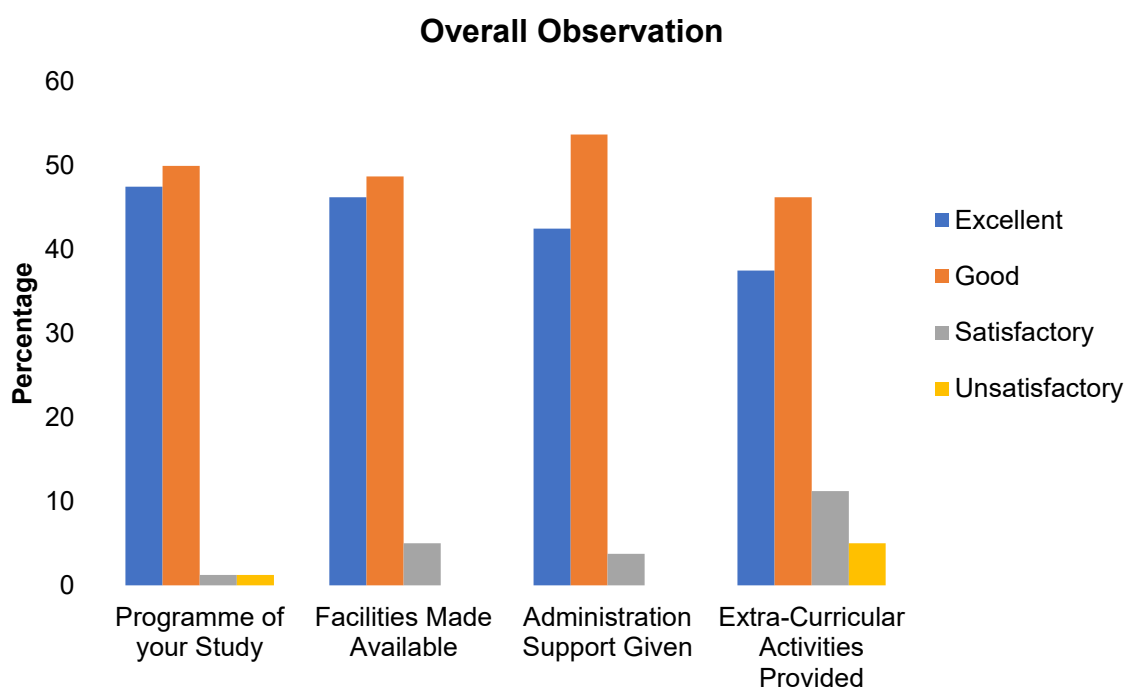
	Excellent	Good	Satisfactory	Unsatisfactory
Classrooms	61	35	4	0
Internet Browsing	51	43	6	0
Amenity / Services	30	63	7	0
Hostel	19	68	12	1
Recreation	25	64	11	0
Health Care	39	49	11	1
General Library	56	34	10	0
Department Library	63	34	3	0
Extracurricular	24	60	12	4

Campus facilities

Extension Activities				
	Excellent	Good	Satisfactory	Unsatisfactory
Outreach Activities	33	59	7	1
Participation in Extension Activities	30	63	4	3



Overall Observation				
	Excellent	Good	Satisfactory	Unsatisfactory
Programme of your Study	48	50	1	1
Facilities Made Available	46	49	5	0
Administration Support Given	43	54	3	0
Extra-Curricular Activities Provided	38	46	11	5

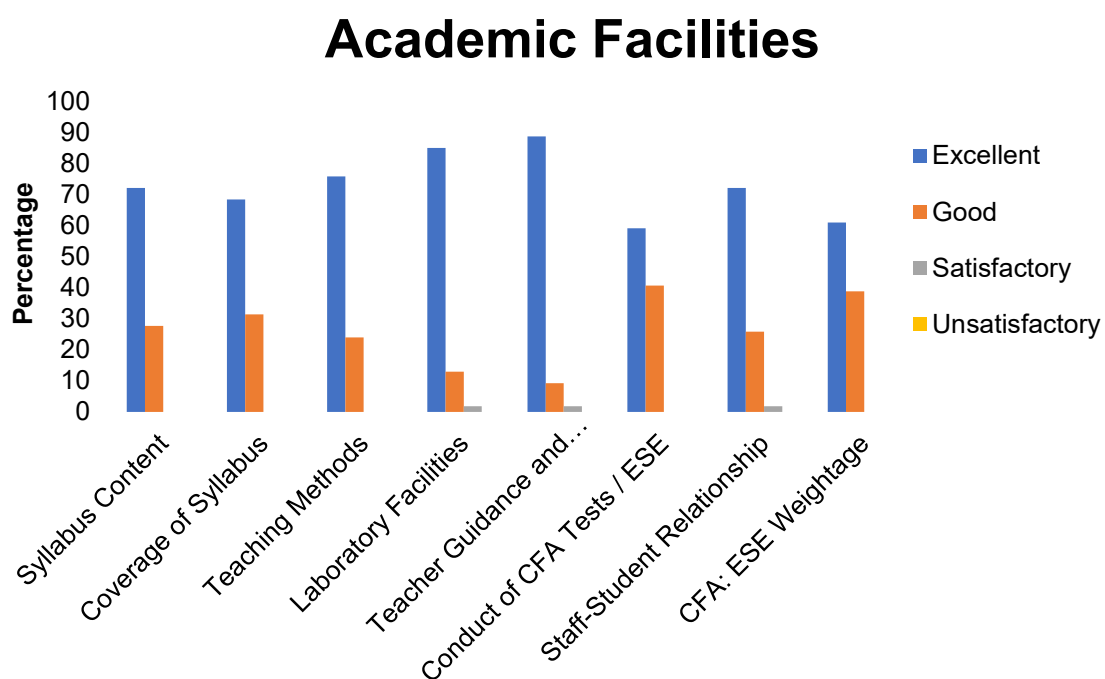


More than 90% of the students have given response as excellent and good for Academic Facilities, 85% on Campus Facilities and 80% for Extension Activities. 95% of students have given positive responses on overall observation for Programme of study, facilities, administration, extra-curricular activities and examination system. Few students have given low rating in overall observations for Hostel Facilities.

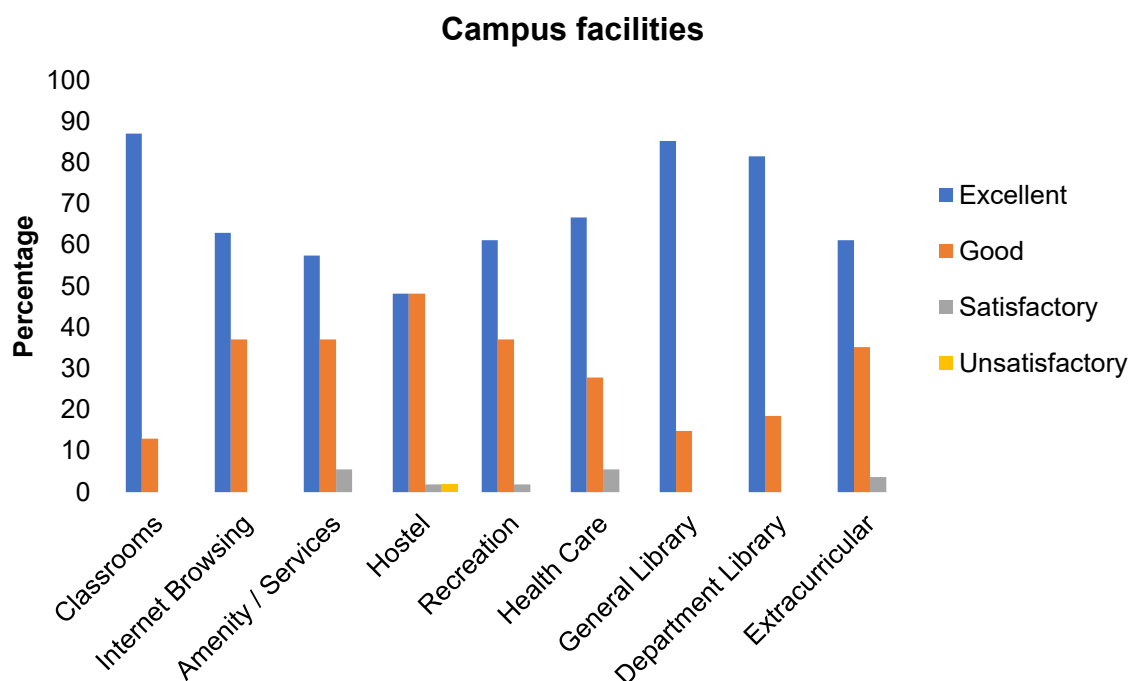
Microbiology

Total Number of Students: 54

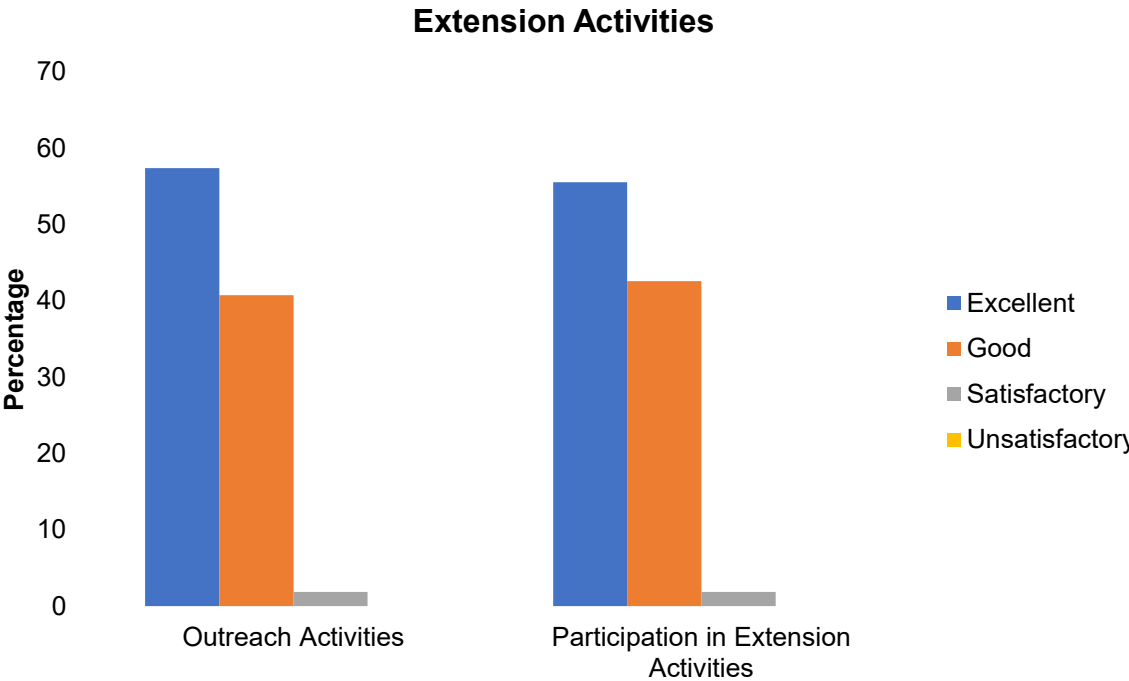
Academic Facilities				
	Excellent	Good	Satisfactory	Unsatisfactory
Syllabus Content	72	28	0	0
Coverage of Syllabus	69	31	0	0
Teaching Methods	76	24	0	0
Laboratory Facilities	85	13	2	0
Teacher Guidance and Counselling	89	9	2	0
Conduct of CFA Tests / ESE	59	41	0	0
Teacher-Student Relationship	72	26	2	0
CFA: ESE Weightage	61	39	0	0



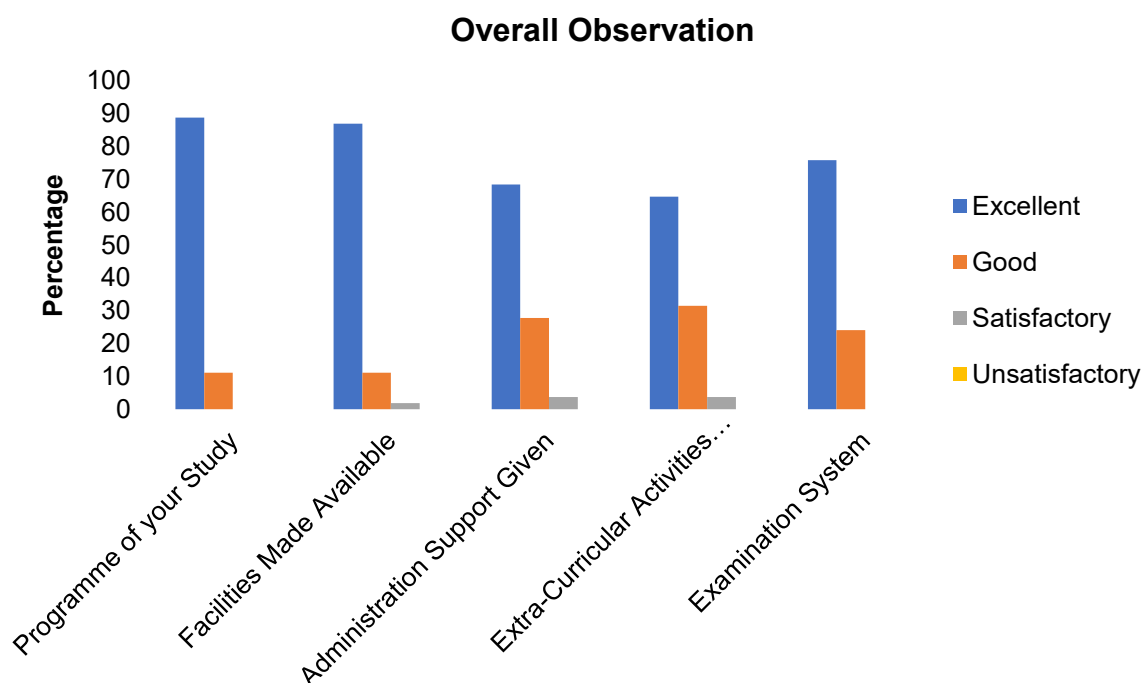
Campus Facilities				
	Excellent	Good	Satisfactory	Unsatisfactory
Classrooms	87	13	0	0
Internet Browsing	63	37	0	0
Amenity / Services	57	37	6	0
Hostel	48	48	2	2
Recreation	61	37	2	0
Health Care	67	28	5	0
General Library	85	15	0	0
Department Library	81	19	0	0
Extracurricular	61	35	4	0



Extension Activities				
	Excellent	Good	Satisfactory	Unsatisfactory
Outreach Activities	57	41	2	0
Participation in Extension Activities	56	43	1	0



Overall observations				
	Excellent	Good	Satisfactory	Unsatisfactory
Programme of your Study	89	11	0	0
Facilities Made Available	87	11	2	0
Administration Support Given	69	28	3	0
Extra-Curricular Activities Provided	65	31	4	0
Examination System	76	24	0	0

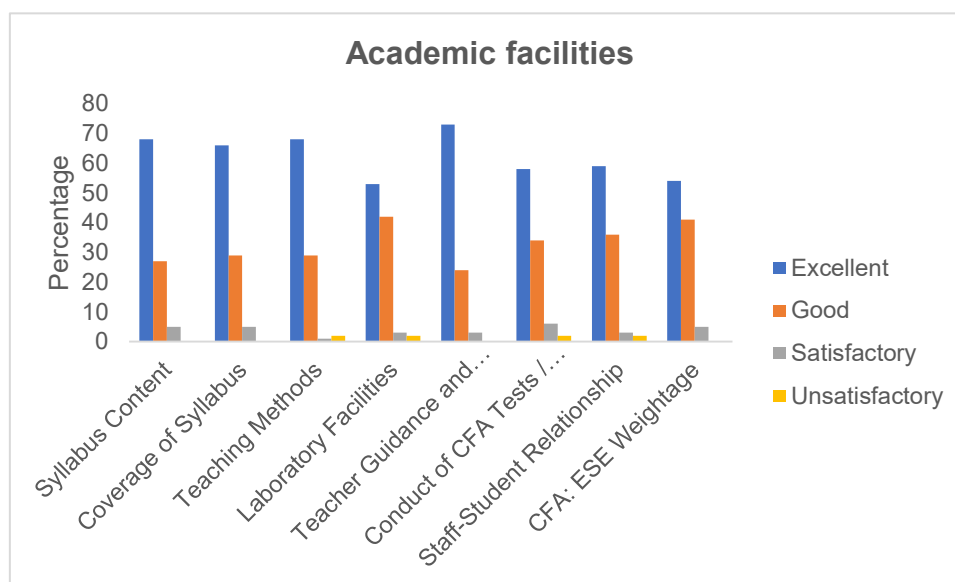


More than 95% of the students have given response as excellent and good for Academic Facilities, Campus Facilities and Extension Activities. 95% of the students have given positive responses on overall observation for Programme of study, facilities, administration, extra-curricular activities and examination system. Few students have given low rating in overall observations for Amenity / Services.

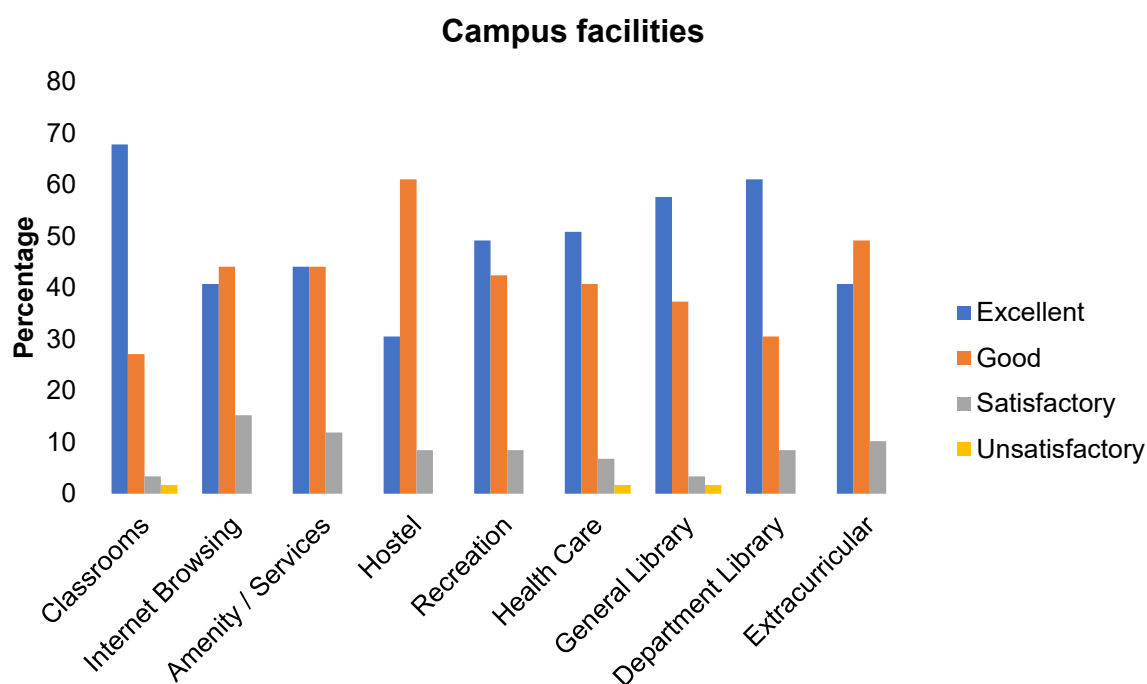
Nutrition and Dietetics

Total Number of Students: 59

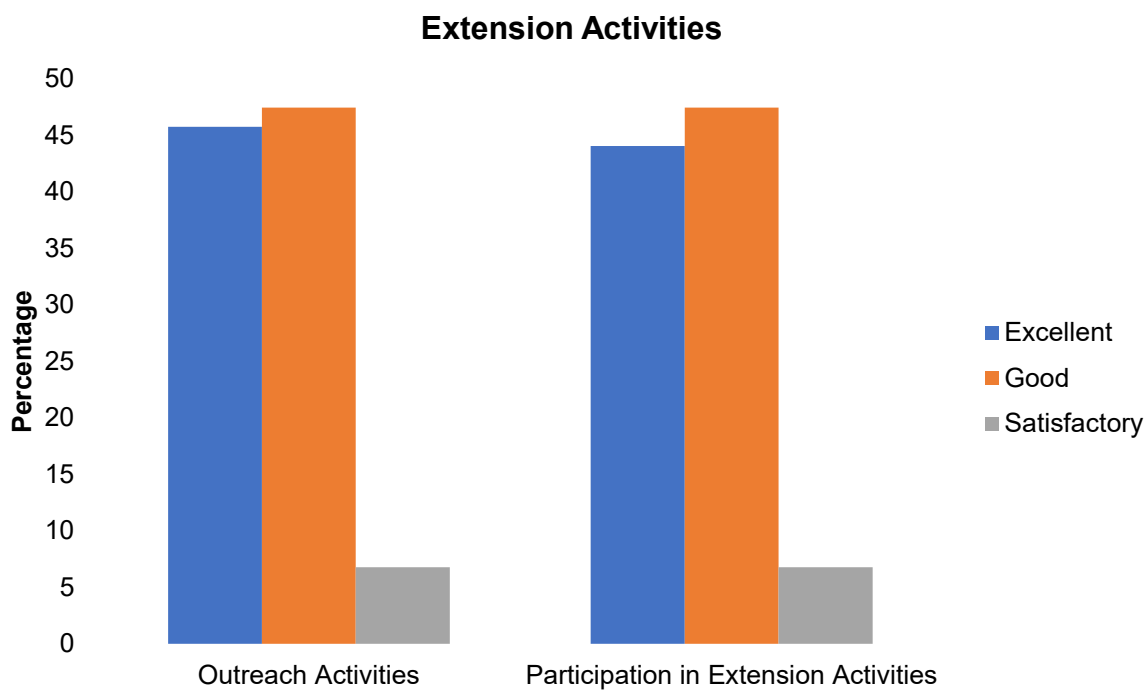
Academic Facilities				
	Excellent	Good	Satisfactory	Unsatisfactory
Syllabus Content	68	27	5	0
Coverage of Syllabus	66	29	5	0
Teaching Methods	68	29	1	2
Laboratory Facilities	53	42	3	2
Teacher Guidance and Counselling	73	24	3	0
Conduct of CFA Tests / ESE	58	34	6	2
Teacher-Student Relationship	59	36	3	2
CFA: ESE Weightage	54	41	5	0



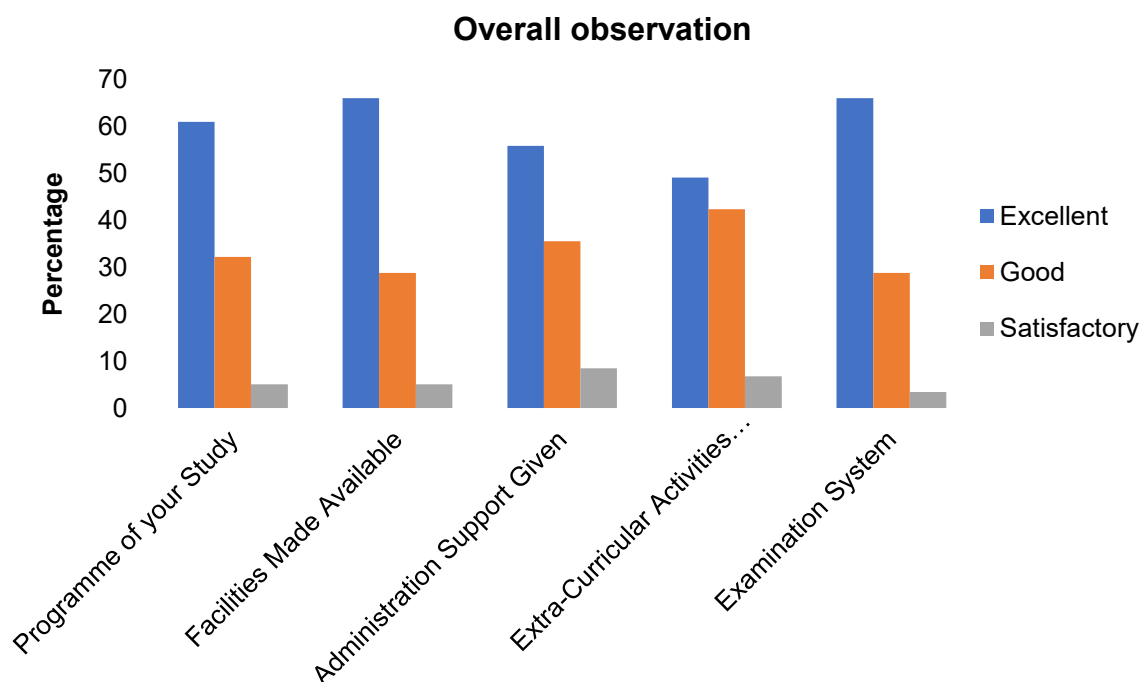
Campus Facilities				
	Excellent	Good	Satisfactory	Unsatisfactory
Classrooms	68	27	3	2
Internet Browsing	41	44	15	0
Amenity / Services	44	44	12	0
Hostel	31	61	8	0
Recreation	49	42	9	0
Health Care	51	41	7	1
General Library	58	37	3	2
Department Library	61	31	8	0
Extracurricular	41	49	10	0



Extension Activities				
	Excellent	Good	Satisfactory	Unsatisfactory
Outreach Activities	46	47	7	0
Participation in Extension Activities	44	47	9	0



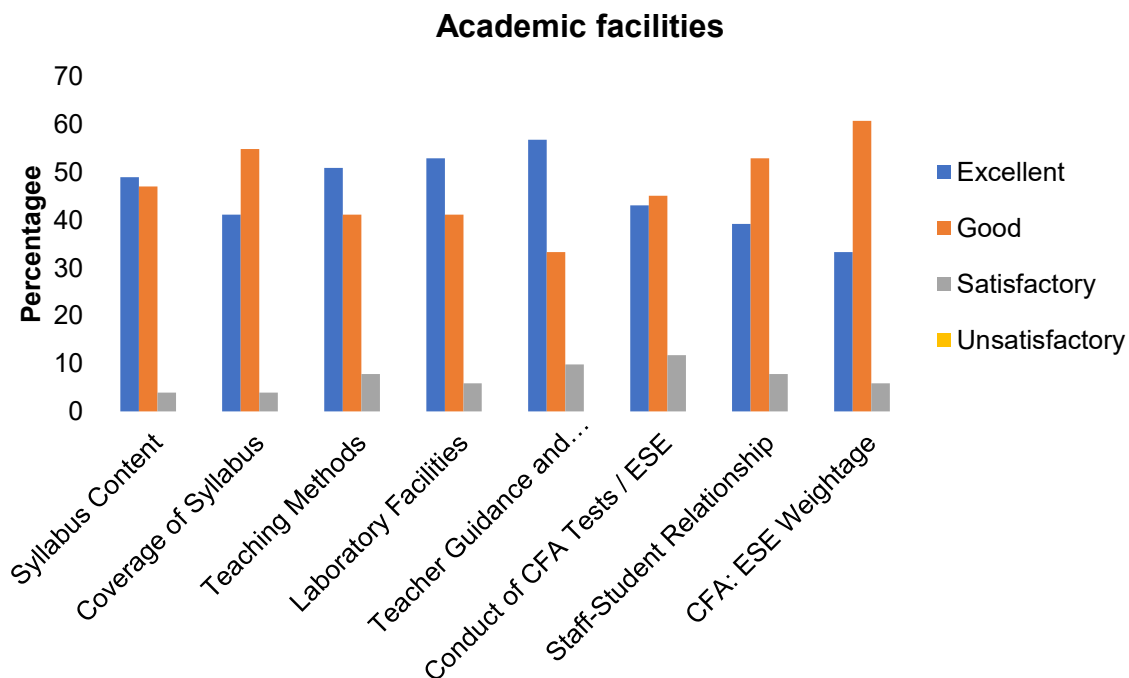
Overall observations				
	Excellent	Good	Satisfactory	Unsatisfactory
Programme of your Study	61	32	7	0
Facilities Made Available	66	29	5	0
Administration Support Given	56	36	8	0
Extra-Curricular Activities Provided	49	44	7	0
Examination System	66	31	3	0



More than 95% of the students have given response as excellent and good for Academic Facilities, 85% on Campus Facilities and Extension Activities. 85% of the students have given positive responses on overall observation for Programme of study, facilities, administration, extra-curricular activities and examination system. Few students have given low rating in overall observations for Internet Browsing.

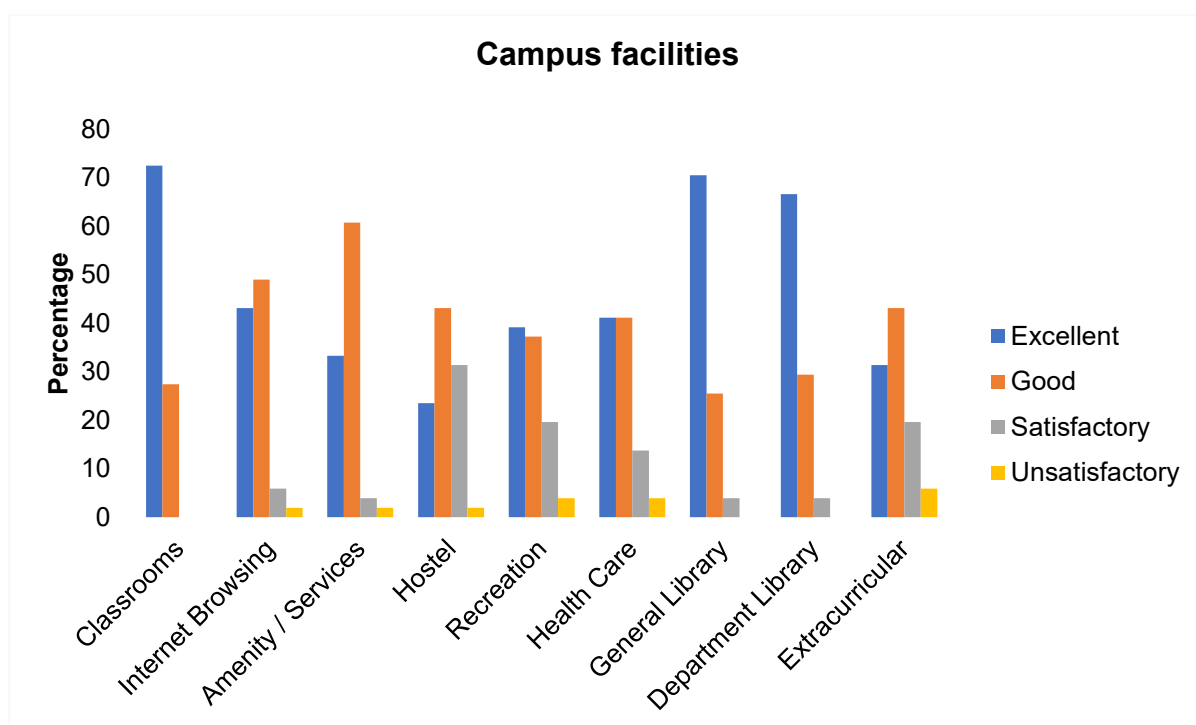
Physics
Total Number of Students: 51

Academic Facilities				
	Excellent	Good	Satisfactory	Unsatisfactory
Syllabus Content	49	47	4	0
Coverage of Syllabus	41	55	4	0
Teaching Methods	51	41	8	0
Laboratory Facilities	53	41	6	0
Teacher Guidance and Counselling	57	33	10	0
Conduct of CFA Tests / ESE	43	45	12	0
Teacher-Student Relationship	39	53	8	0
CFA: ESE Weightage	33	61	6	0

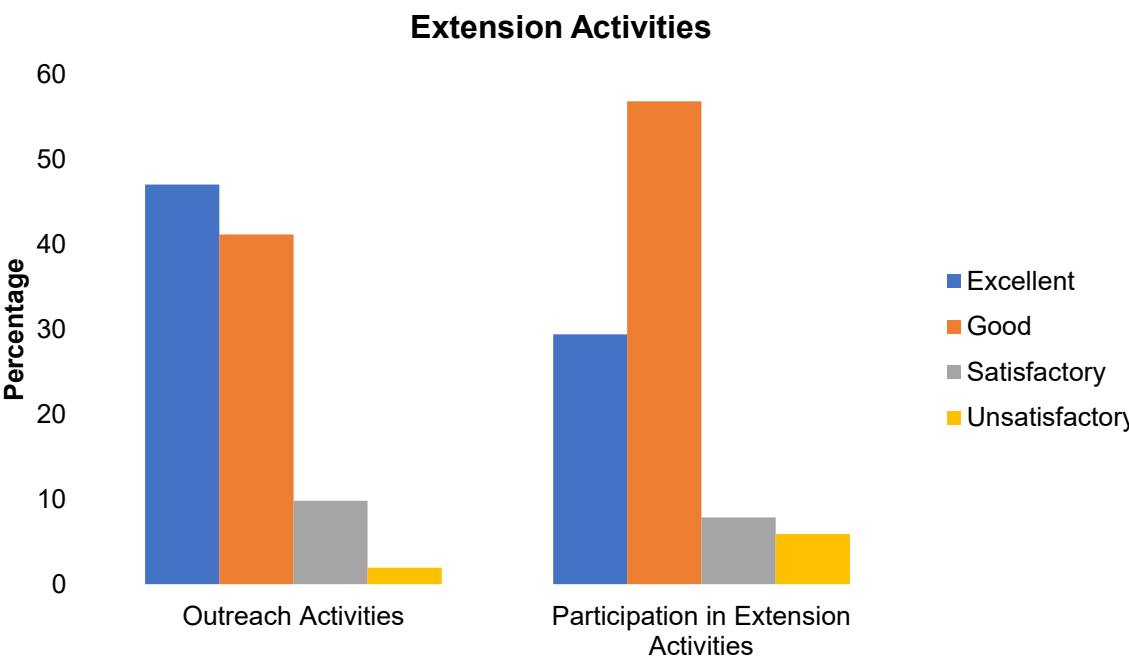


Campus Facilities

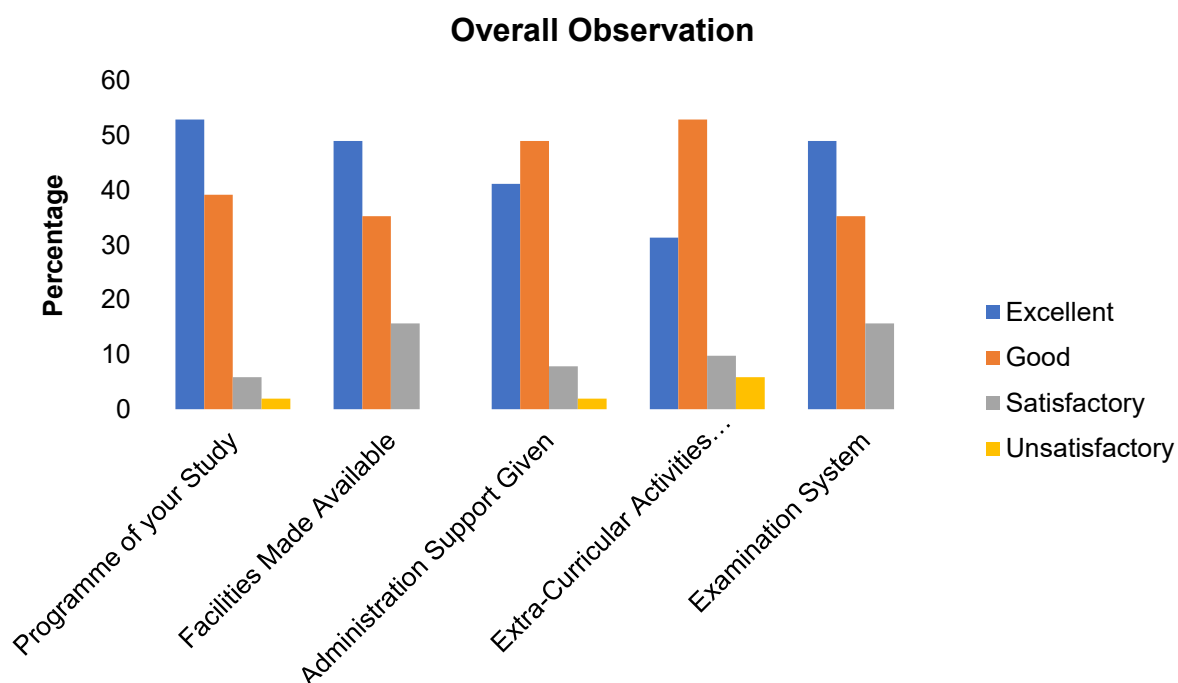
	Excellent	Good	Satisfactory	Unsatisfactory
Classrooms	73	27	0	0
Internet Browsing	43	49	6	2
Amenity / Services	33	61	4	2
Hostel	24	43	31	2
Recreation	39	37	20	4
Health Care	41	41	14	4
General Library	71	25	4	0
Department Library	67	29	4	0
Extracurricular	31	43	20	6



Extension Activity				
	Excellent	Good	Satisfactory	Unsatisfactory
Outreach Activities	47	41	10	2
Participation in Extension Activities	29	57	8	6



Overall observations				
	Excellent	Good	Satisfactory	Unsatisfactory
Programme of your Study	53	39	6	2
Facilities Made Available	49	35	16	0
Administration Support Given	41	49	8	1
Extra-Curricular Activities Provided	31	53	10	6
Examination System	49	35	16	0

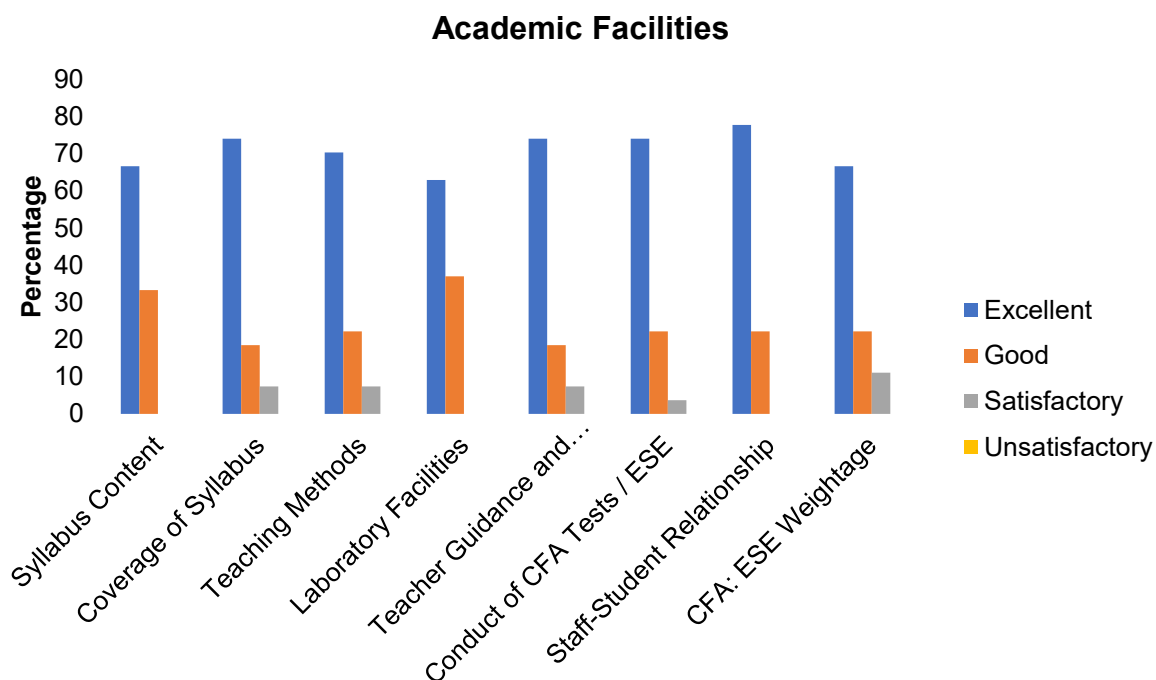


More than 95% of the students have given response as excellent and good for Academic Facilities, 85% on Campus Facilities and Extension Activities. 85% of the students have given positive responses on overall observation for Programme of study, facilities, administration, extra-curricular activities and examination system. Few students have given low rating in overall observations for Hostel Facilities.

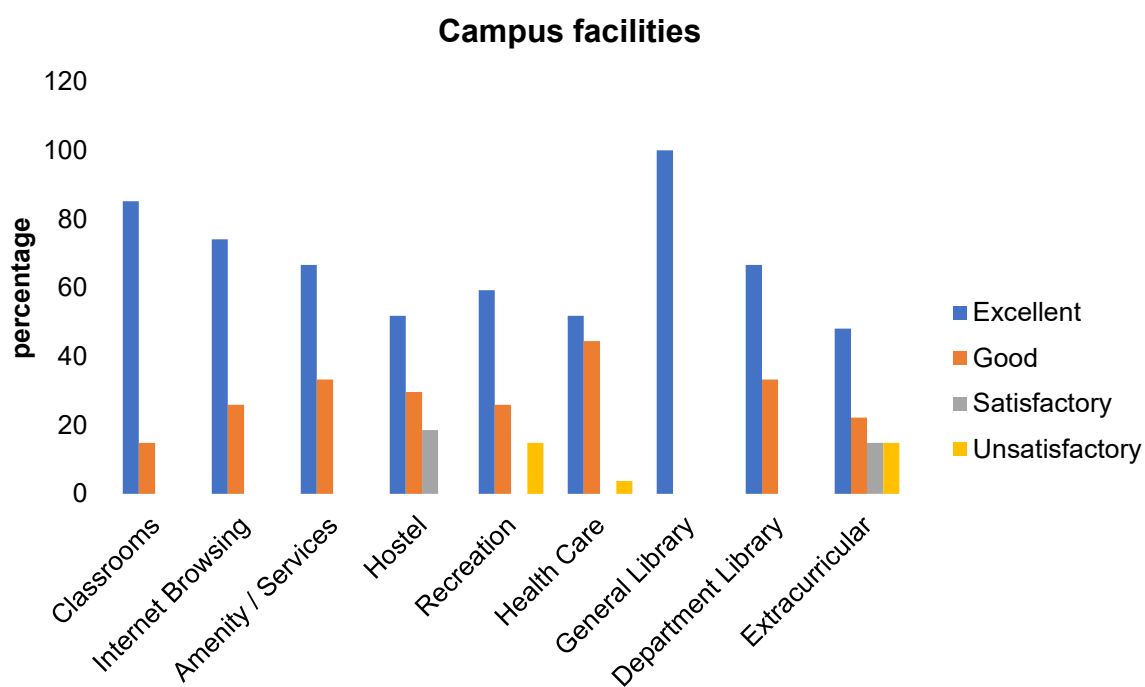
Psychology

Total Number of Students: 27

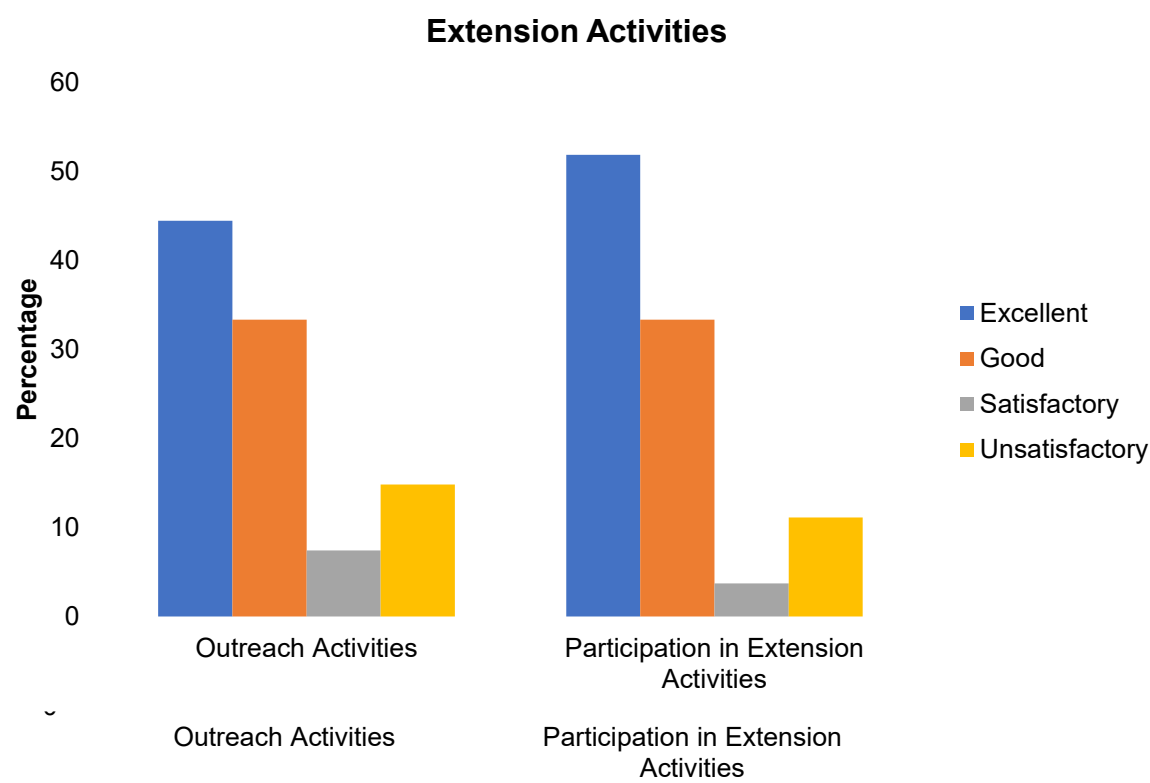
Academic Facilities				
	Excellent	Good	Satisfactory	Unsatisfactory
Syllabus Content	67	33	0	0
Coverage of Syllabus	74	19	7	0
Teaching Methods	70	22	8	0
Laboratory Facilities	63	37	0	0
Teacher Guidance and Counselling	74	19	7	0
Conduct of CFA Tests / ESE	74	22	4	0
Teacher-Student Relationship	78	22	0	0
CFA: ESE Weightage	67	22	11	0



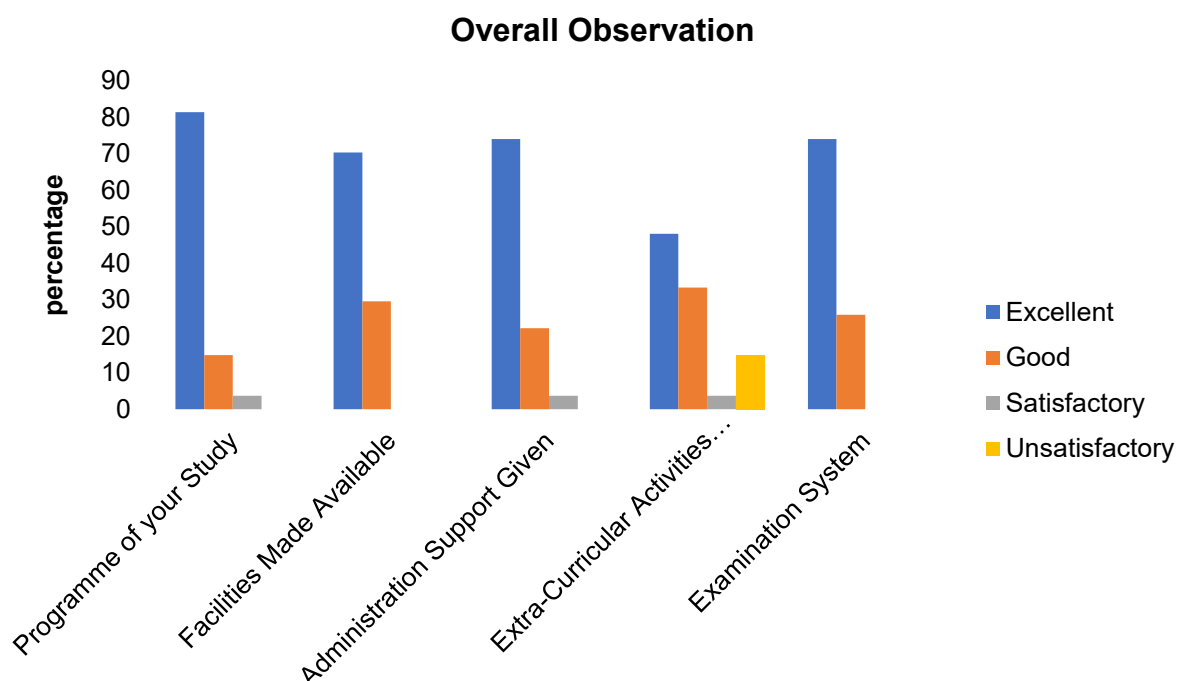
Campus Facilities				
	Excellent	Good	Satisfactory	Unsatisfactory
Classrooms	85	15	0	0
Internet Browsing	74	26	0	0
Amenity / Services	67	33	0	0
Hostel	52	30	18	0
Recreation	59	26	0	15
Health Care	52	44	0	4
General Library	100	0	0	0
Department Library	67	33	0	0
Extracurricular	48	22	15	15



Extension Activities				
	Excellent	Good	Satisfactory	Unsatisfactory
Outreach Activities	44	33	8	15
Participation in Extension Activities	52	33	4	11



Overall Observation				
	Excellent	Good	Satisfactory	Unsatisfactory
Programme of your Study	82	15	3	0
Facilities Made Available	70	30	0	0
Administration Support Given	74	22	4	0
Extra-Curricular Activities Provided	48	33	4	15
Examination System	74	26	0	0

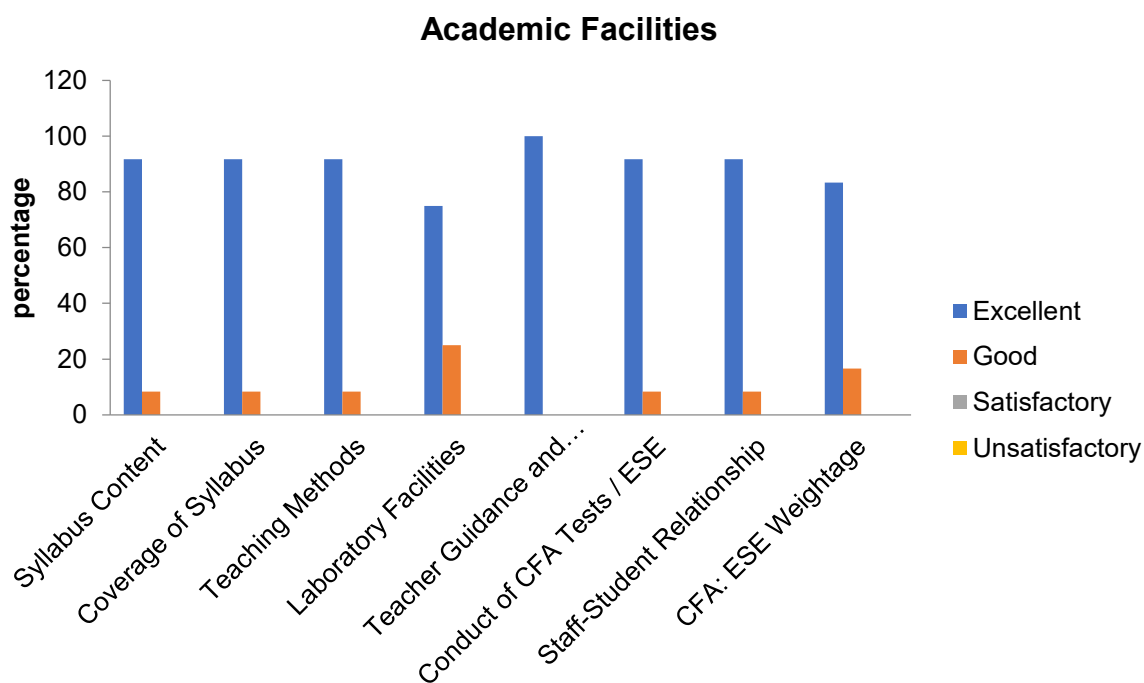


More than 90% of the students have given response as excellent and good for Academic Facilities, 80% on Campus Facilities and 85% for Extension Activities. All the students have given positive responses on overall observation for Programme of study, facilities, administration, extra-curricular activities and examination system. Few students have given low rating in overall observations for Hostel Facilities and Extracurricular activities.

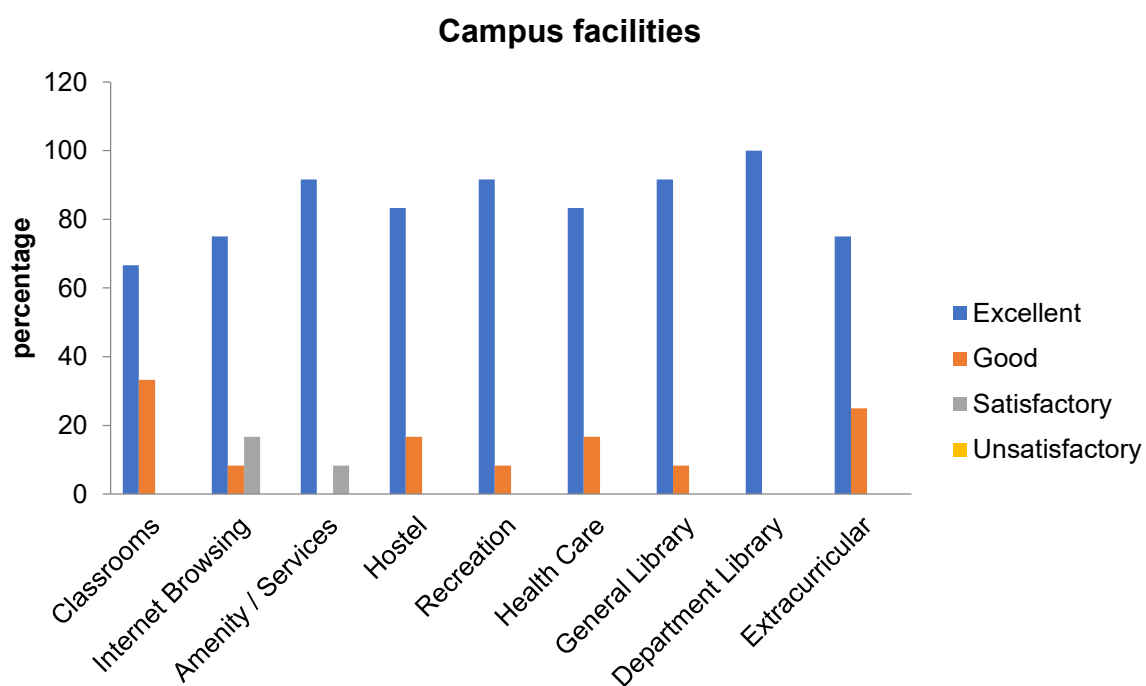
Sociology

Total Number of Students: 12

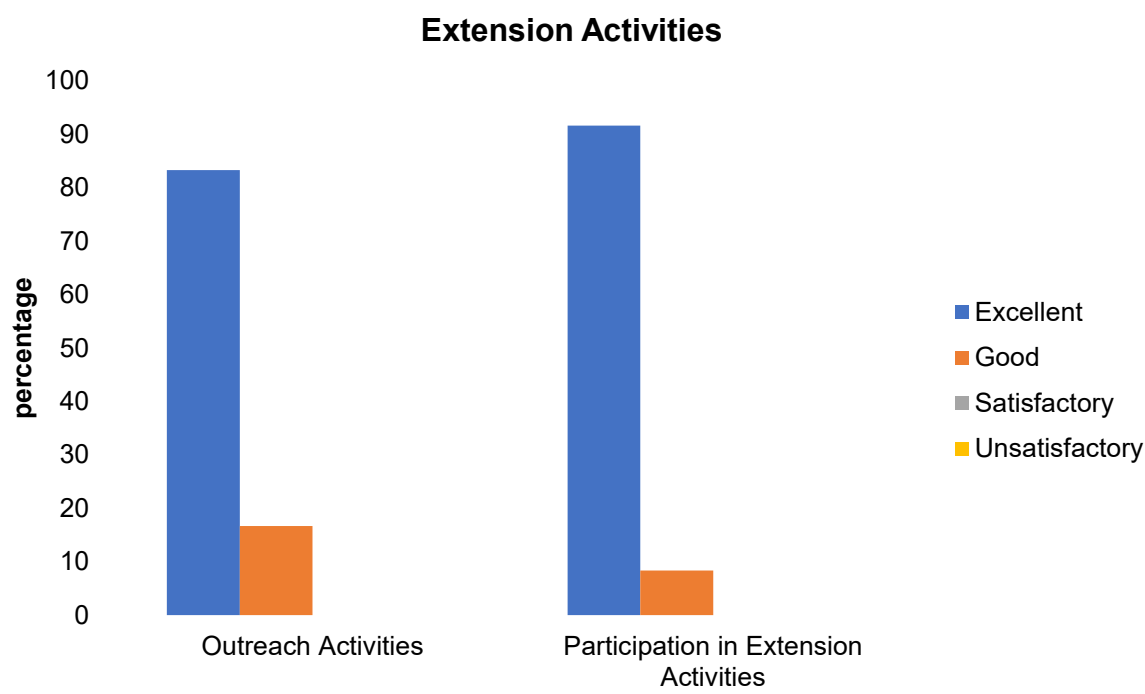
Academic Facilities				
	Excellent	Good	Satisfactory	Unsatisfactory
Syllabus Content	92	8	0	0
Coverage of Syllabus	92	8	0	0
Teaching Methods	92	8	0	0
Laboratory Facilities	75	25	0	0
Teacher Guidance and Counselling	100	0	0	0
Conduct of CFA Tests / ESE	92	8	0	0
Teacher-Student Relationship	92	8	0	0
CFA: ESE Weightage	83	17	0	0



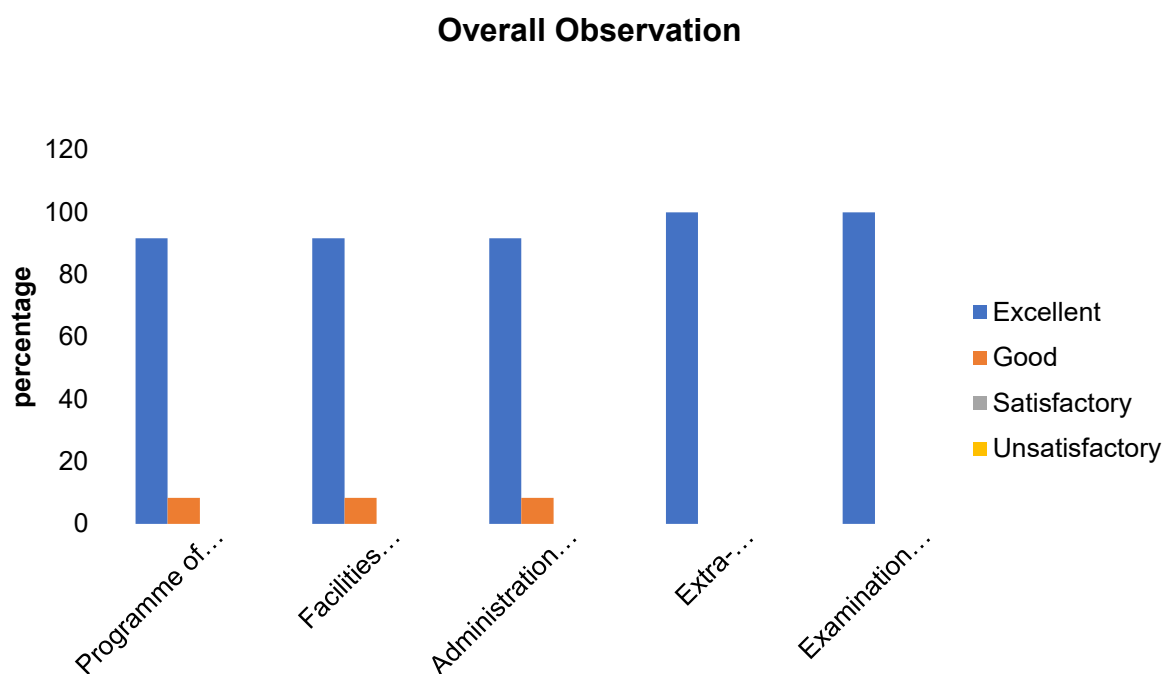
Campus Facilities				
	Excellent	Good	Satisfactory	Unsatisfactory
Classrooms	67	33	0	0
Internet Browsing	75	8	17	0
Amenity / Services	92	0	8	0
Hostel	83	17	0	0
Recreation	92	8	0	0
Health Care	83	17	0	0
General Library	92	8	0	0
Department Library	100	0	0	0
Extracurricular	75	25	0	0



Extension Activities				
	Excellent	Good	Satisfactory	Unsatisfactory
Outreach Activities	83	17	0	0
Participation in Extension Activities	92	8	0	0



Overall Observation				
	Excellent	Good	Satisfactory	Unsatisfactory
Programme of your Study	92	8	0	0
Facilities Made Available	92	8	0	0
Administration Support Given	92	8	0	0
Extra-Curricular Activities Provided	100	0	0	0
Examination System	100	0	0	0

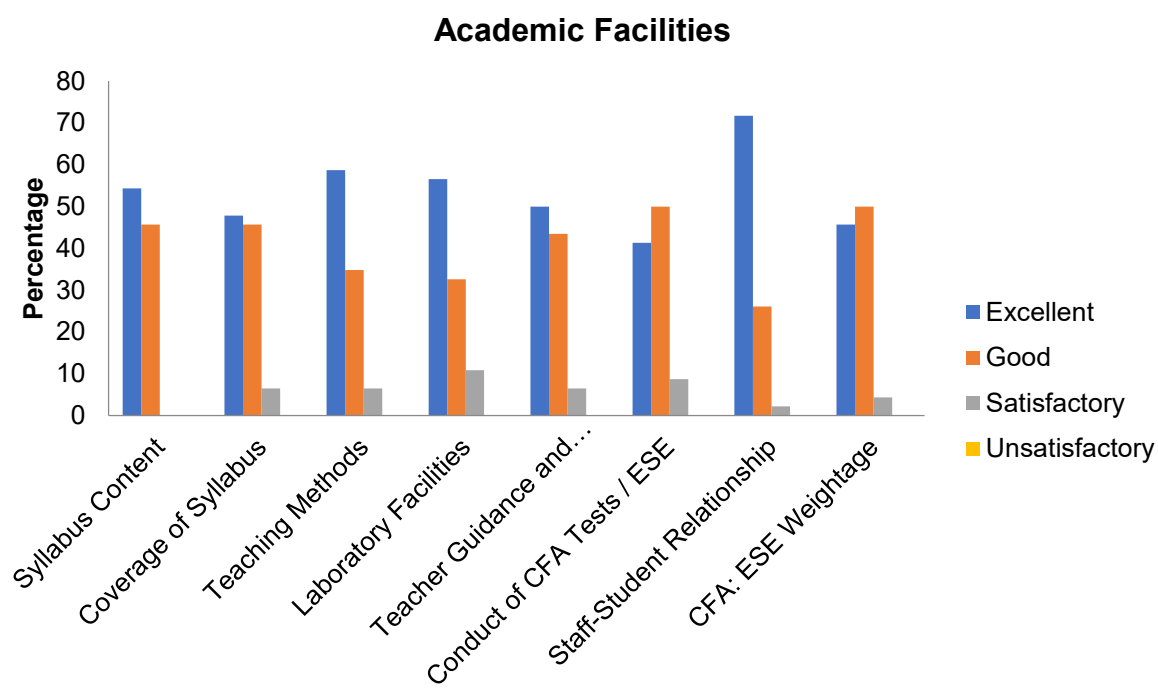


More than 95% of the students have given response as excellent and good for Campus Facilities, 100% on Academic Facilities and Extension Activities. All the students have given positive responses on overall observation for Programme of study, facilities, administration, extra-curricular activities and examination system. Few students have given low rating in overall observations for Internet Browsing.

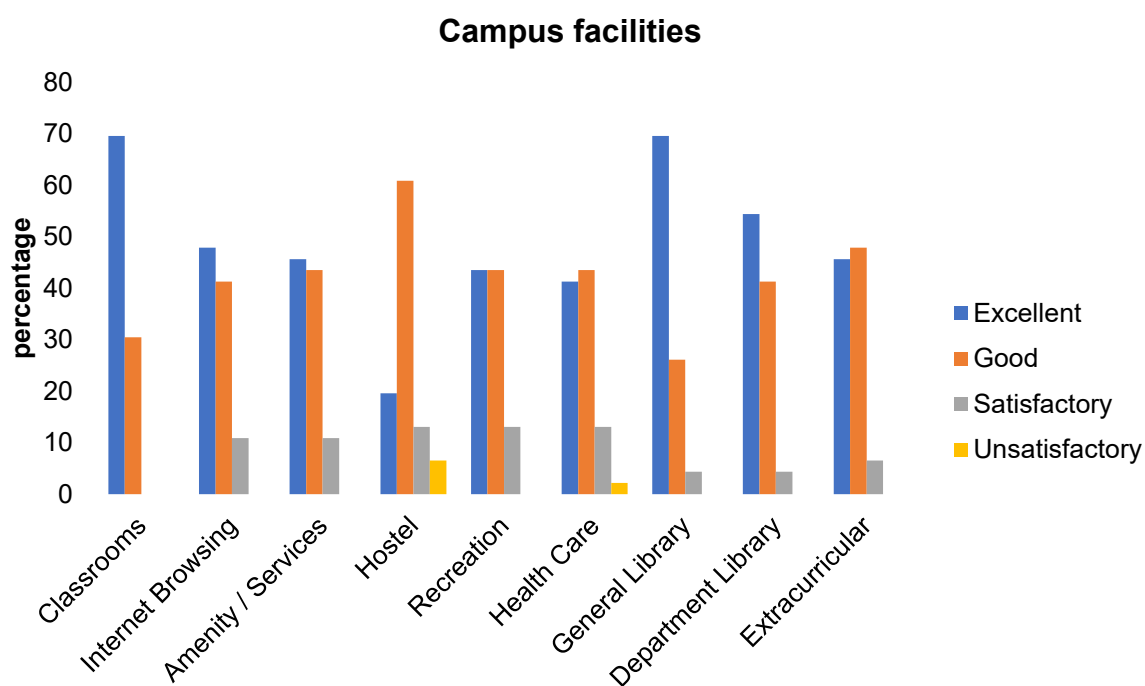
Statistics

Total Number of Students: 46

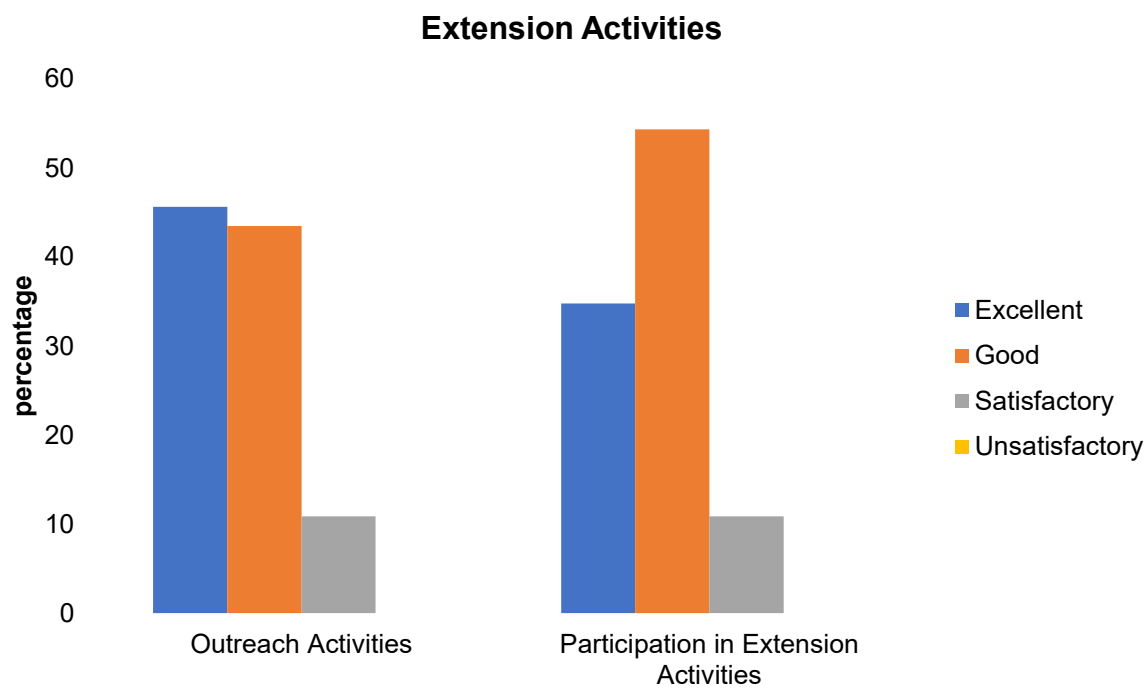
Academic Facilities				
	Excellent	Good	Satisfactory	Unsatisfactory
Syllabus Content	54	46	0	0
Coverage of Syllabus	48	46	6	0
Teaching Methods	59	35	6	0
Laboratory Facilities	57	33	10	0
Teacher Guidance and Counselling	50	44	7	0
Conduct of CFA Tests / ESE	41	50	9	0
Teacher-Student Relationship	72	26	2	0
CFA: ESE Weightage	46	50	4	0



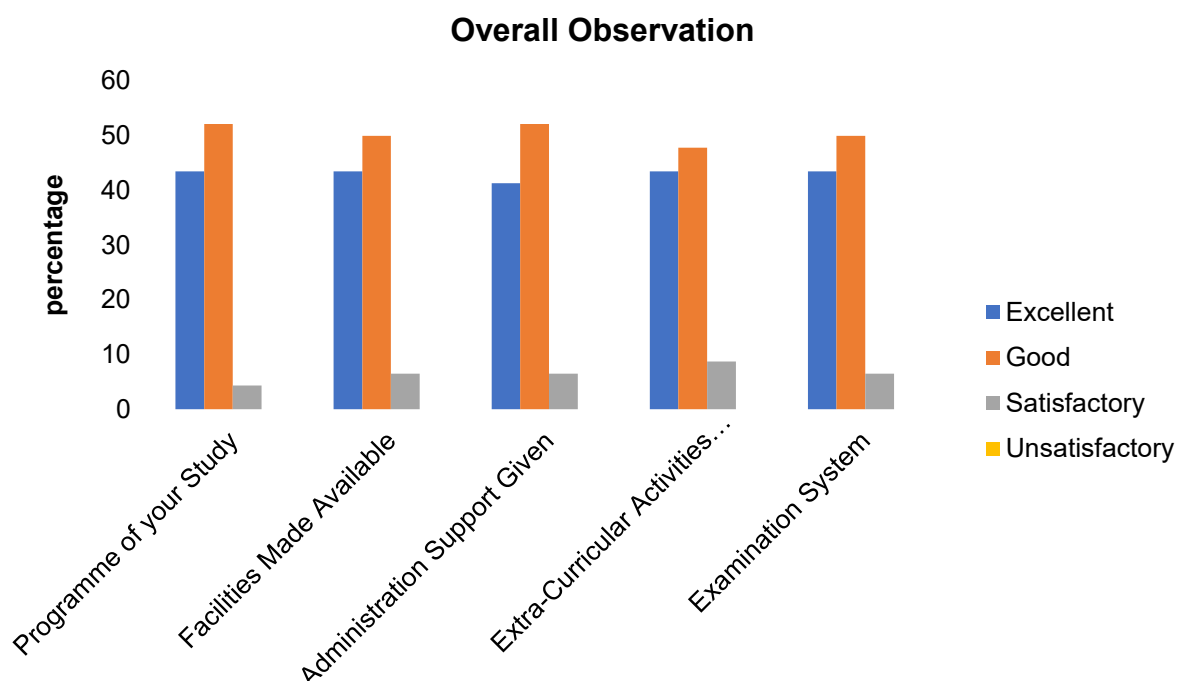
Campus Facilities				
	Excellent	Good	Satisfactory	Unsatisfactory
Classrooms	70	30	0	0
Internet Browsing	48	41	11	0
Amenity / Services	46	44	10	0
Hostel	20	61	14	5
Recreation	44	44	13	0
Health Care	41	44	13	2
General Library	70	26	4	0
Department Library	54	41	5	0
Extracurricular	46	48	7	0



Extension Activities				
	Excellent	Good	Satisfactory	Unsatisfactory
Outreach Activities	46	44	10	0
Participation in Extension Activities	35	54	11	0



Overall Observation				
	Excellent	Good	Satisfactory	Unsatisfactory
Programme of your Study	44	52	4	0
Facilities Made Available	44	50	6	0
Administration Support Given	41	52	7	0
Extra-Curricular Activities Provided	44	47	9	0
Examination System	44	50	6	0

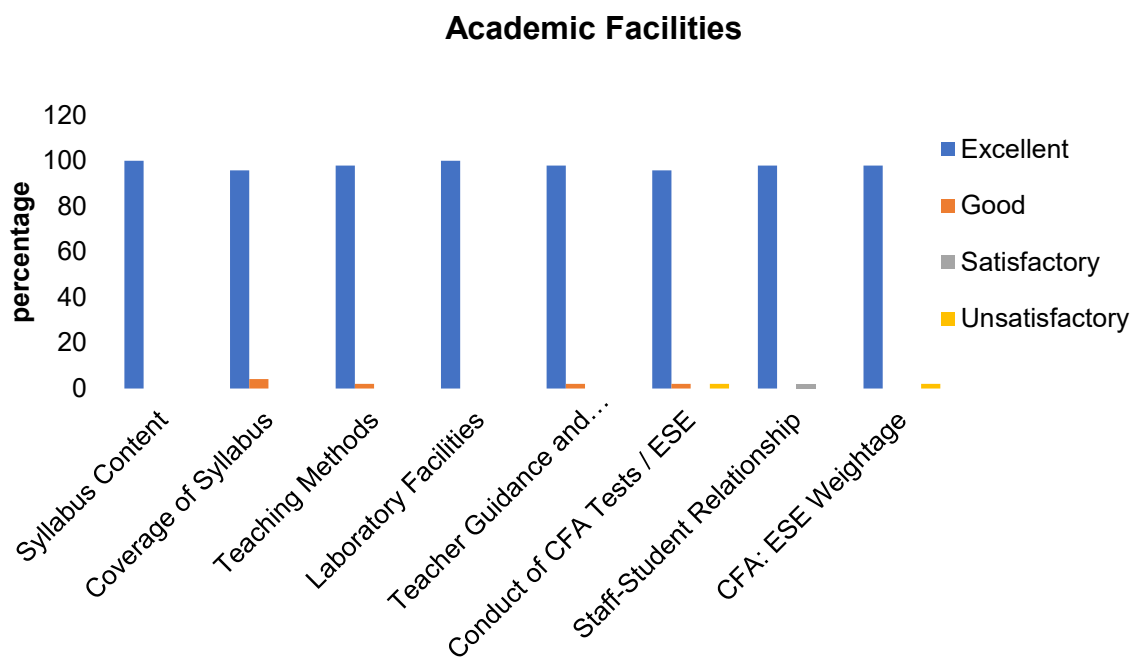


More than 95% of the students have given response as excellent and good for Academic Facilities, 90% on Campus Facilities and for Extension Activities. 85% of students have given positive responses on overall observation for Programme of study, facilities, administration, extra-curricular activities and examination system. Few students have given low rating in overall observations for Hostel Facilities.

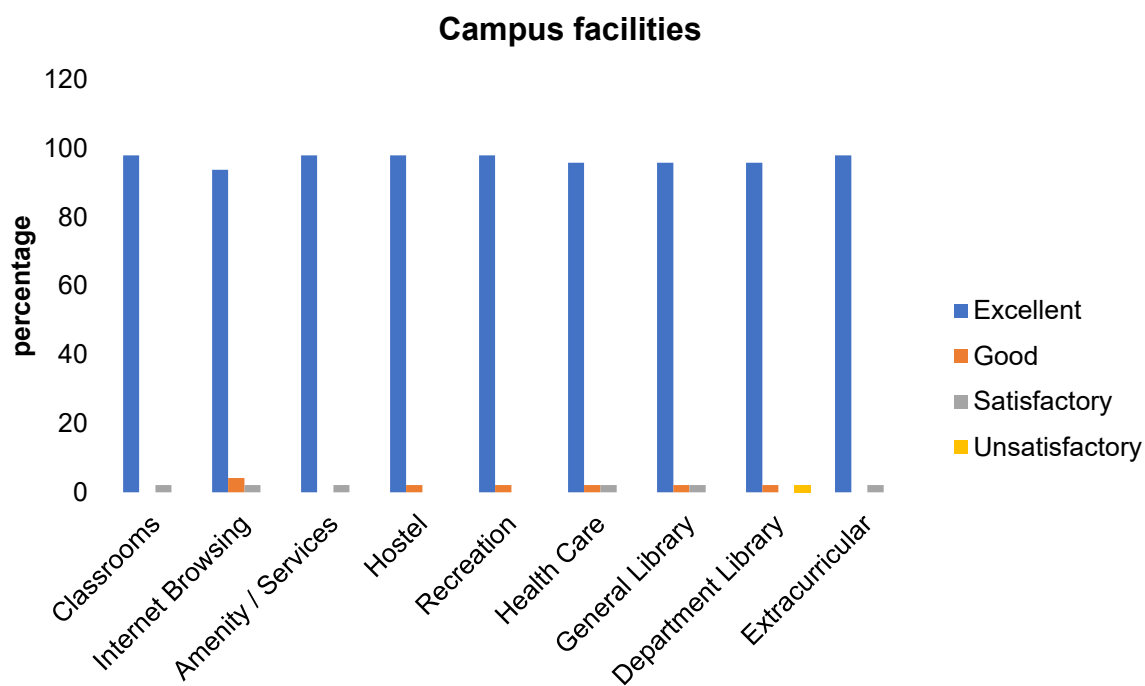
Tamil

Total Number of Students: 48

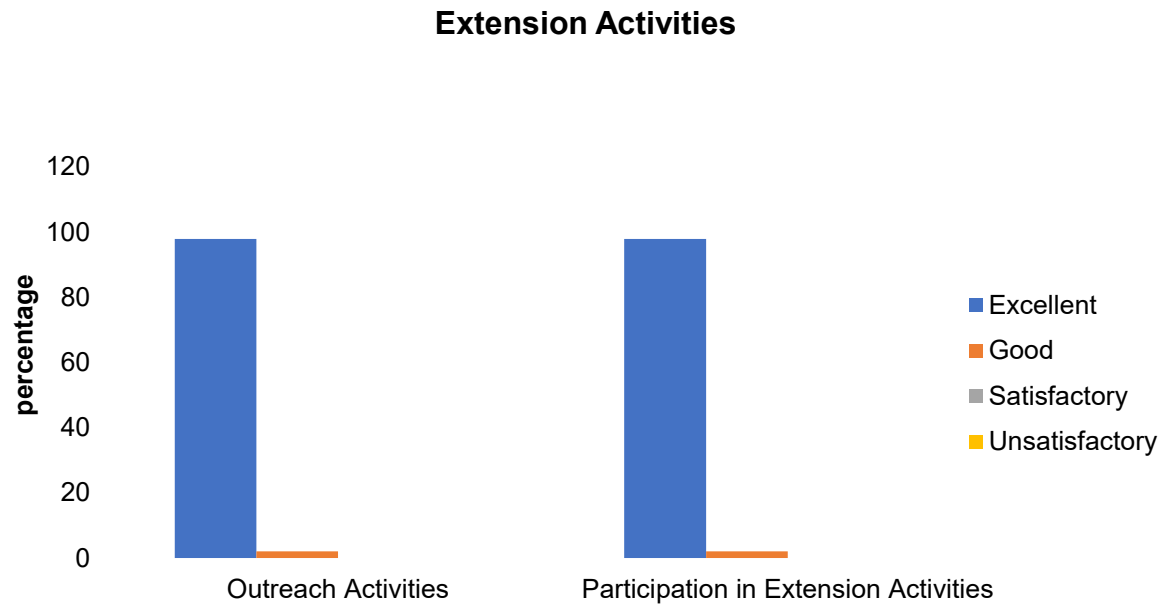
Academic Facilities				
	Excellent	Good	Satisfactory	Unsatisfactory
Syllabus Content	100	0	0	0
Coverage of Syllabus	96	4	0	0
Teaching Methods	98	2	0	0
Laboratory Facilities	100	0	0	0
Teacher Guidance and Counselling	98	2	0	0
Conduct of CFA Tests / ESE	96	2	0	2
Teacher-Student Relationship	98	0	2	0
CFA: ESE Weightage	98	0	0	2



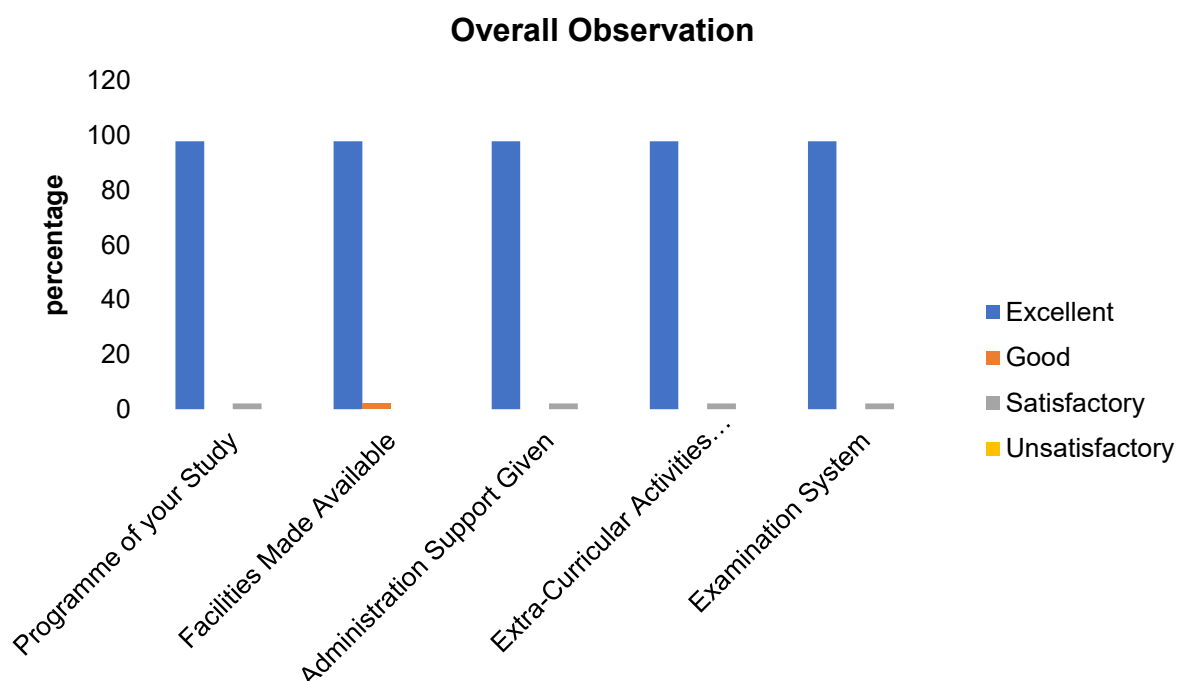
Campus Facilities				
	Excellent	Good	Satisfactory	Unsatisfactory
Classrooms	98	0	2	0
Internet Browsing	94	4	2	0
Amenity / Services	98	0	2	0
Hostel	98	2	0	0
Recreation	98	2	0	0
Health Care	96	2	2	0
General Library	96	2	2	0
Department Library	96	2	0	2
Extracurricular	98	0	2	0



Extension Activities				
	Excellent	Good	Satisfactory	Unsatisfactory
Outreach Activities	98	2	0	0
Participation in Extension Activities	98	2	0	0



Overall observations				
	Excellent	Good	Satisfactory	Unsatisfactory
Programme of your Study	98	0	2	0
Facilities Made Available	98	2	0	0
Administration Support Given	98	0	2	0
Extra-Curricular Activities Provided	98	0	2	0
Examination System	98	0	2	0

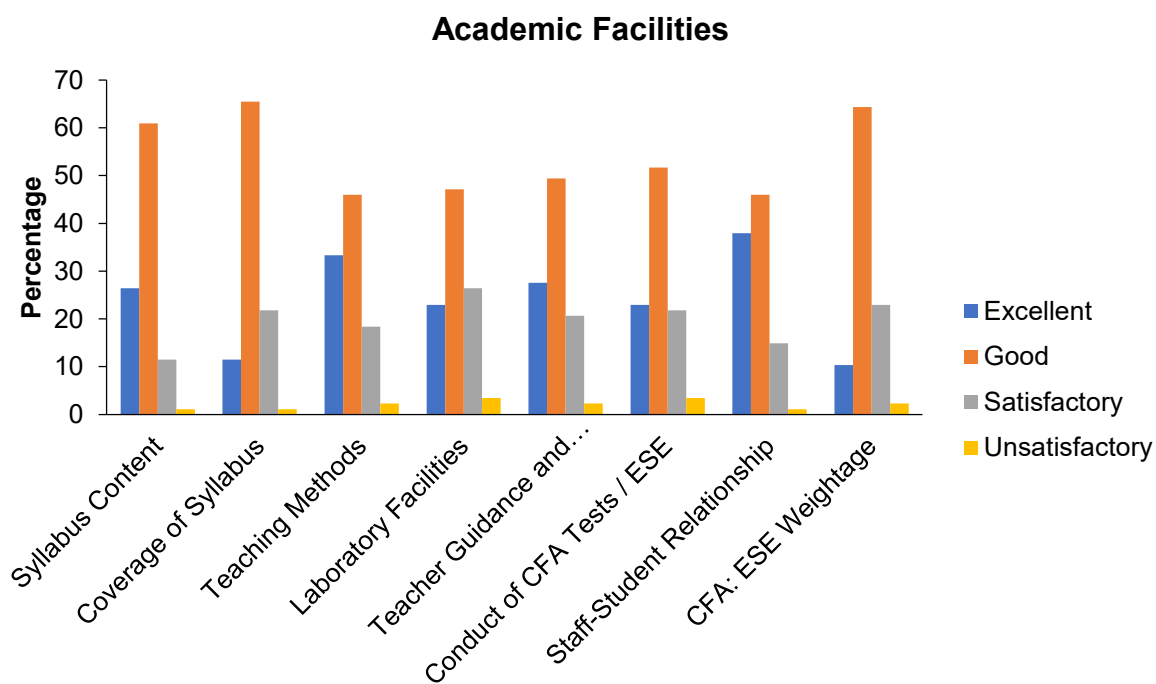


More than 95% of the students have given response as excellent and good for Academic Facilities, Campus Facilities and all the students for Extension Activities. 95% of students have given positive responses on overall observation for Programme of study, facilities, administration, extra-curricular activities and examination system. 2% students have given low rating in overall observations for Academic Facility, Campus Facility and Extension Activity.

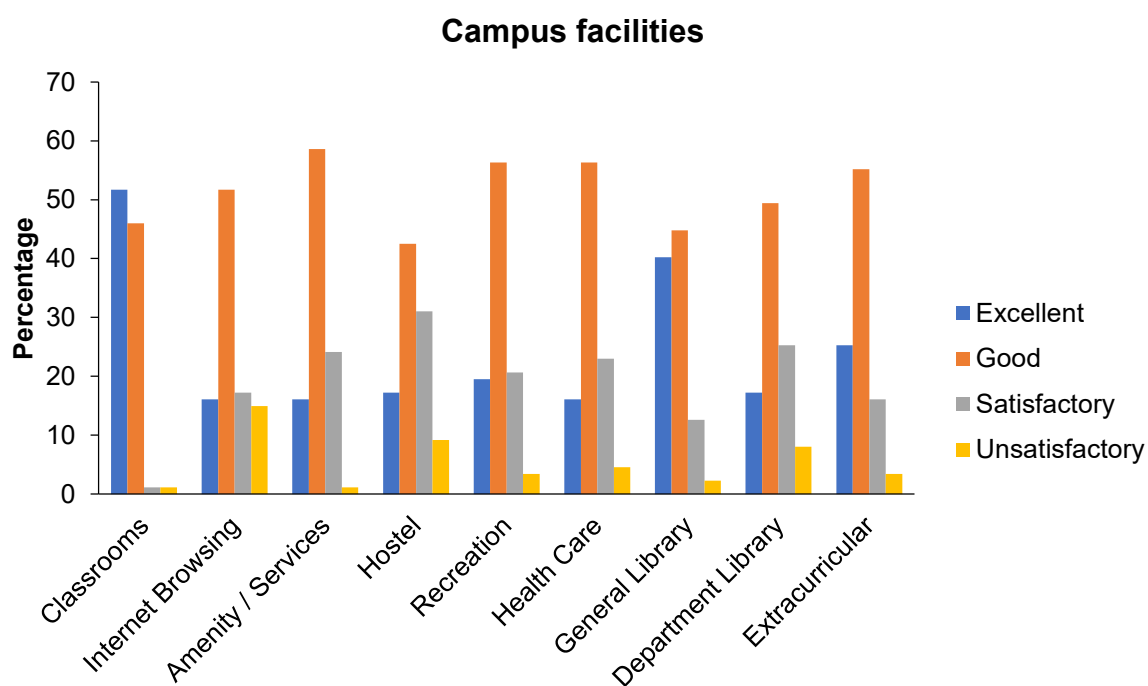
Textiles and Apparel Design

Total Number of Students: 87

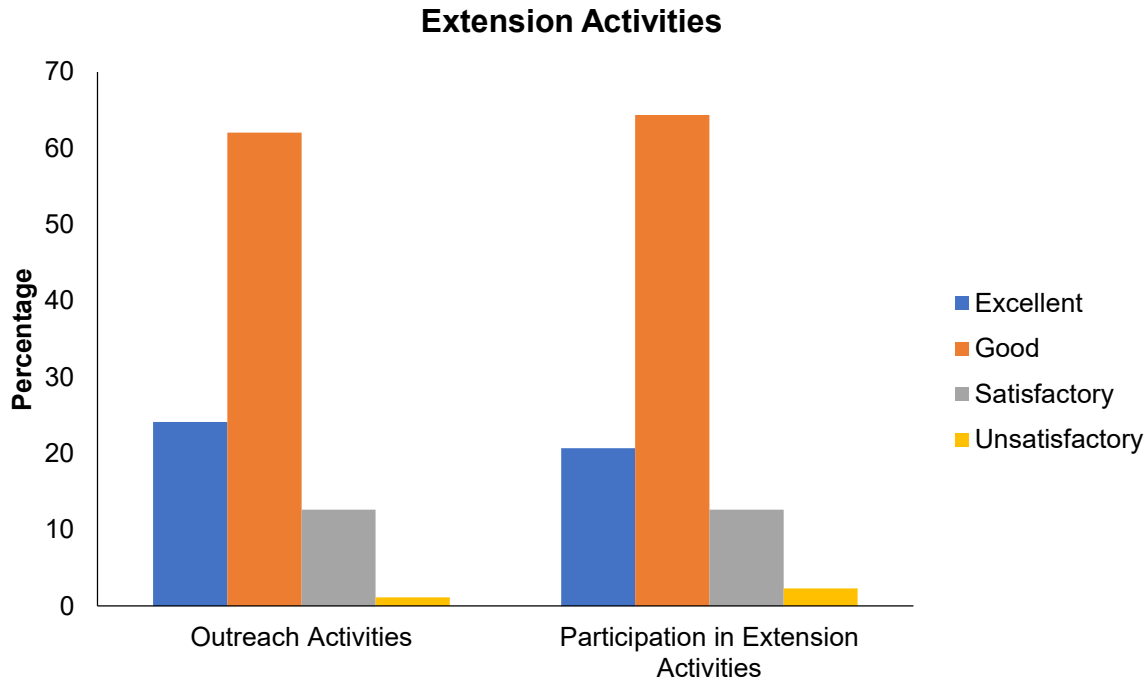
Academic facilities				
	Excellent	Good	Satisfactory	Unsatisfactory
Syllabus Content	26	61	12	1
Coverage of Syllabus	12	65	22	1
Teaching Methods	33	46	18	3
Laboratory Facilities	23	47	26	4
Teacher Guidance and Counselling	28	49	21	2
Conduct of CFA Tests / ESE	22	52	22	4
Teacher-Student Relationship	38	44	15	3
CFA: ESE Weightage	10	64	23	3



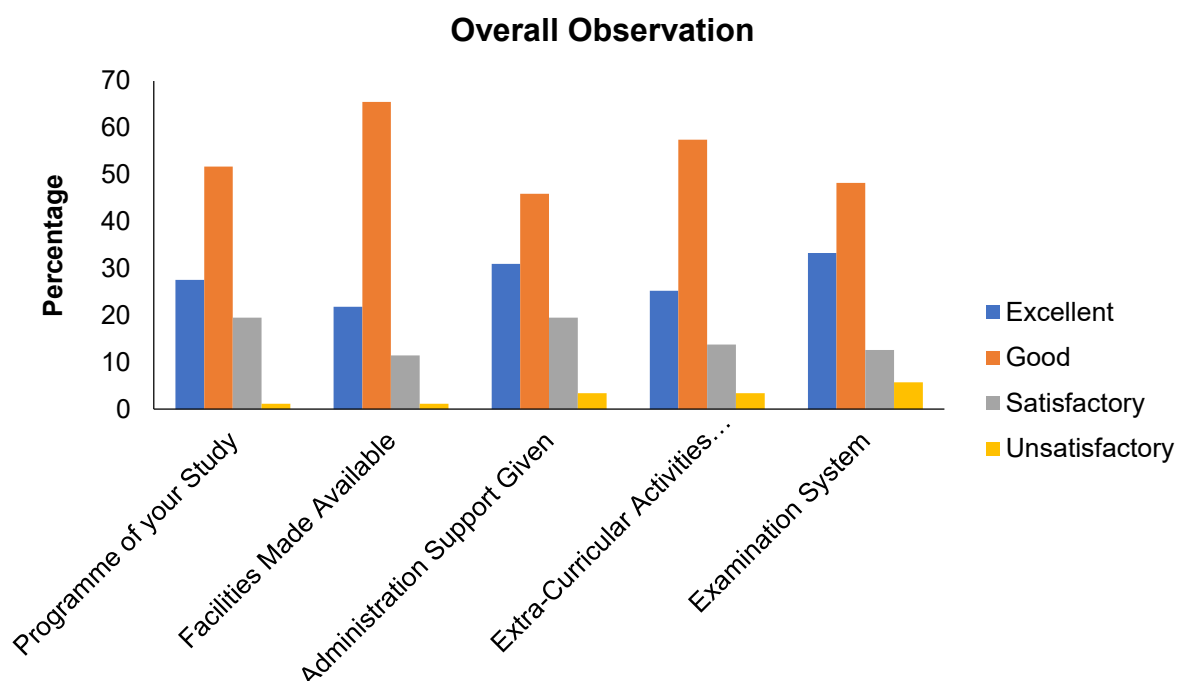
Campus facilities				
	Excellent	Good	Satisfactory	Unsatisfactory
Classrooms	52	46	1	1
Internet Browsing	1	52	23	24
Amenity / Services	16	59	24	1
Hostel	17	43	31	9
Recreation	20	56	21	3
Health Care	16	56	23	5
General Library	40	45	13	2
Department Library	17	49	25	9
Extracurricular	25	55	16	4



Extension Activities				
	Excellent	Good	Satisfactory	Unsatisfactory
Outreach Activities	24	62	13	1
Participation in Extension Activities	21	64	13	2



Overall Observation				
	Excellent	Good	Satisfactory	Unsatisfactory
Programme of your Study	27	52	20	1
Facilities Made Available	22	65	12	1
Administration Support Given	31	45	20	4
Extra-Curricular Activities Provided	24	58	14	4
Examination System	33	48	13	6

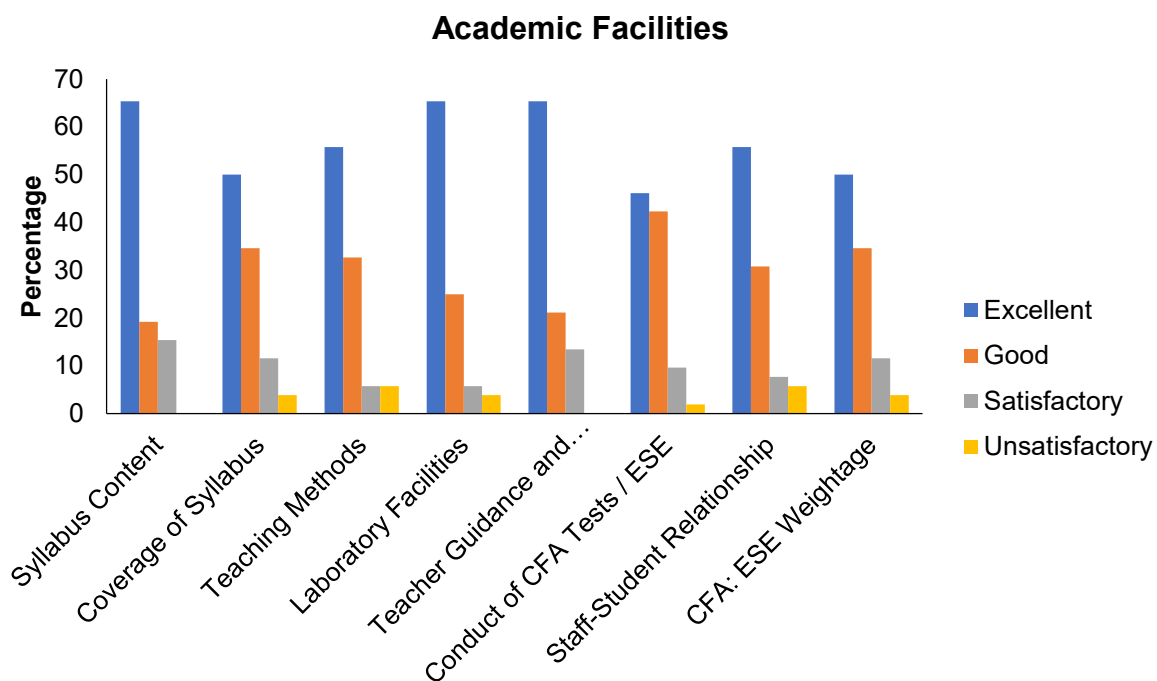


More than 75% the students have given response as excellent and good for Academic Facilities, 70% on Campus Facilities and 85% for Extension Activities. 80% of students have given positive responses on overall observation for Programme of study, facilities, administration, extra-curricular activities and examination system. Some students have given low rating in overall observations for Hostel Facilities and Internet Browsing.

Zoology

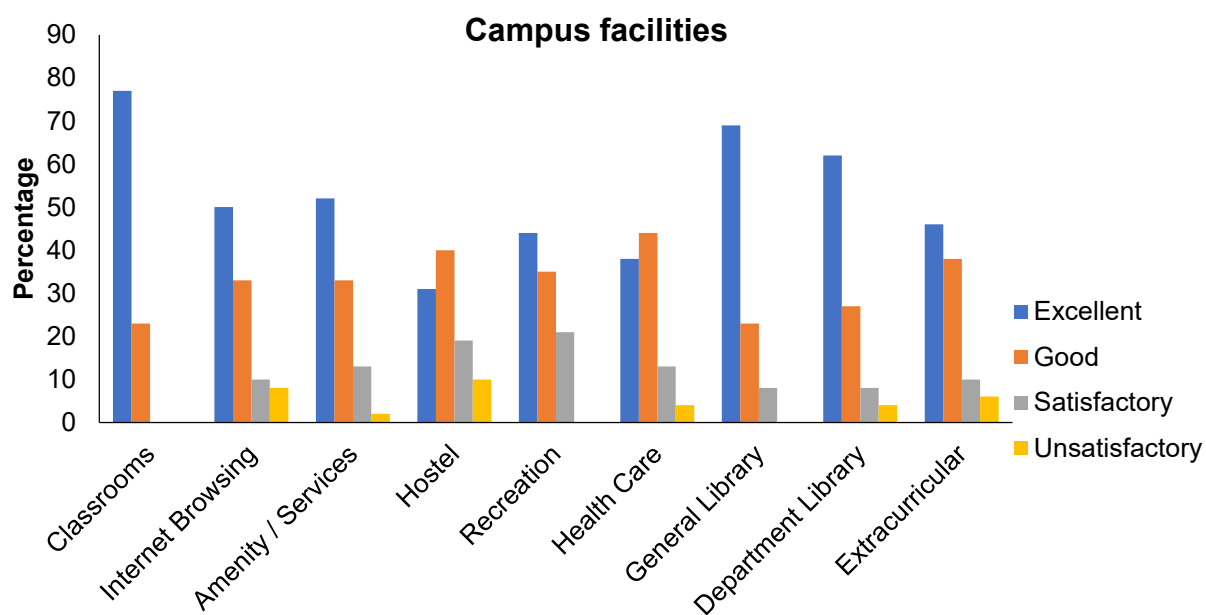
Total Number of Students: 52

Academic Facilities				
	Excellent	Good	Satisfactory	Unsatisfactory
Syllabus Content	66	19	15	0
Coverage of Syllabus	50	34	12	4
Teaching Methods	56	32	6	6
Laboratory Facilities	65	25	6	4
Teacher Guidance and Counselling	65	21	14	0
Conduct of CFA Tests / ESE	46	42	10	2
Teacher-Student Relationship	55	31	8	6
CFA: ESE Weightage	49	35	12	4

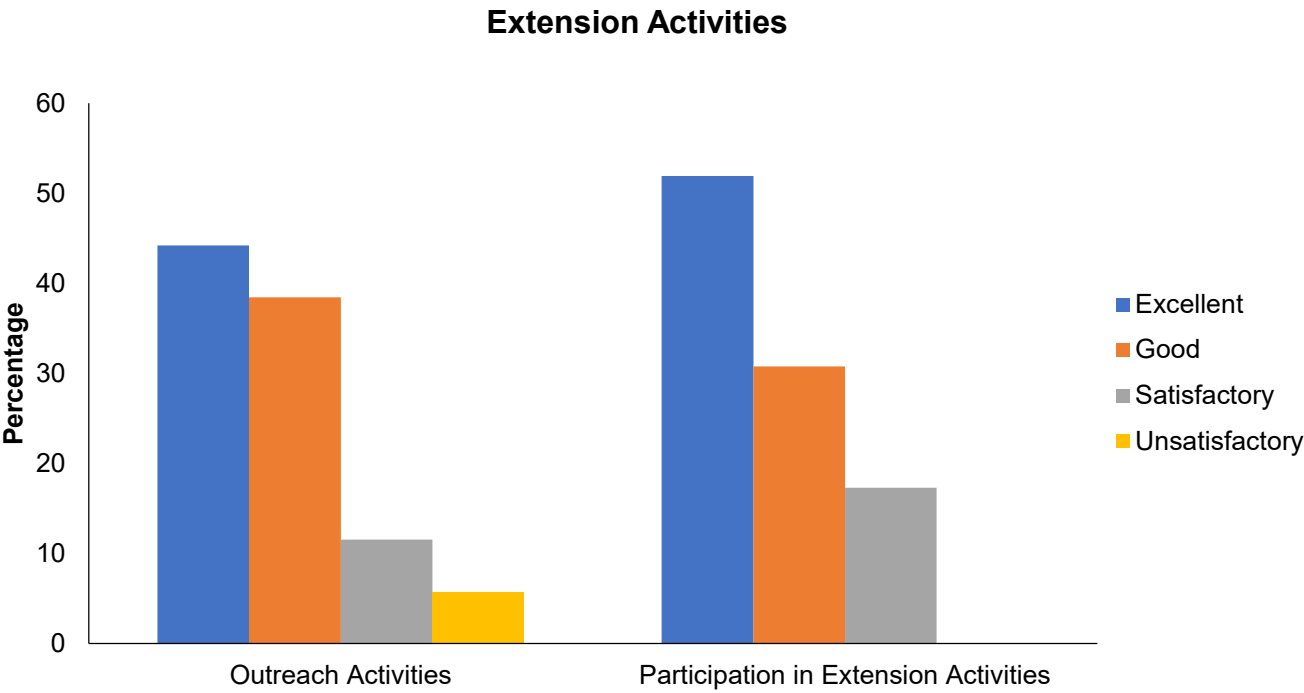


Campus facilities

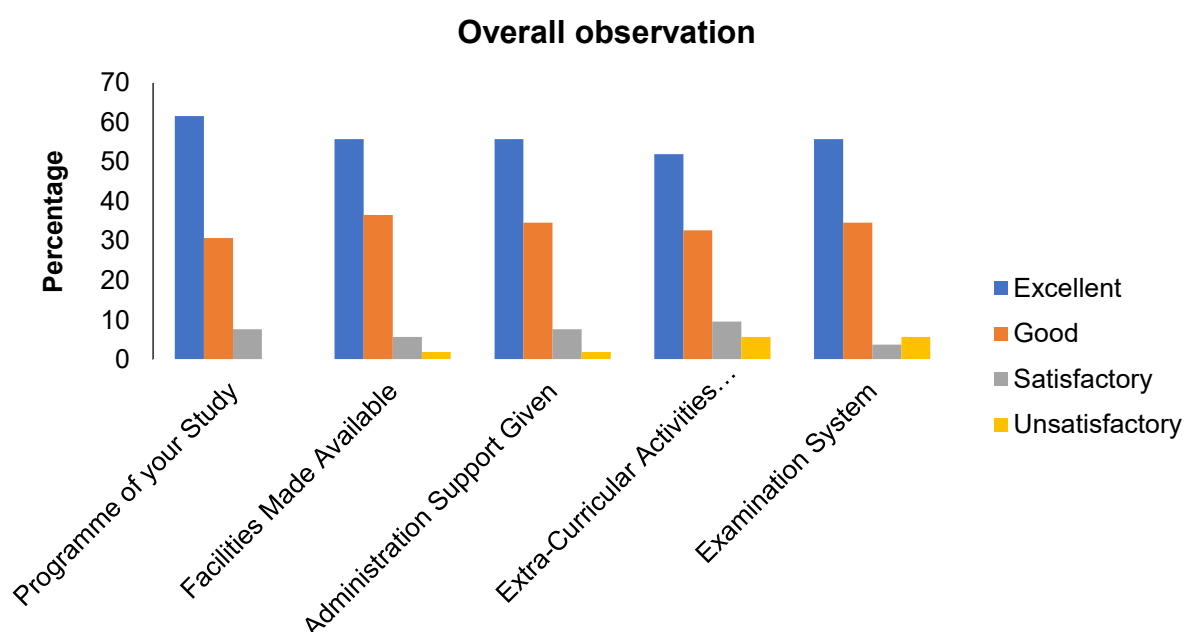
	Excellent	Good	Satisfactory	Unsatisfactory
Classrooms	77	23	0	0
Internet Browsing	50	33	9	8
Amenity / Services	52	33	13	2
Hostel	31	40	19	10
Recreation	44	35	21	0
Health Care	38	44	13	5
General Library	69	23	8	0
Department Library	62	26	8	4
Extracurricular	46	38	10	6



Extension Activities				
	Excellent	Good	Satisfactory	Unsatisfactory
Outreach Activities	43	39	12	6
Participation in Extension Activities	52	31	17	0



Overall Observation				
	Excellent	Good	Satisfactory	Unsatisfactory
Programme of your Study	62	30	8	0
Facilities Made Available	55	37	6	2
Administration Support Given	55	35	8	2
Extra-Curricular Activities Provided	52	32	10	6
Examination System	56	34	4	6



More than 85% of the students have given response as excellent and good for Academic Facilities, Extension Activities and 80% on Campus Facilities. 85% of the students have given positive responses on overall observation for programme of study, facilities, administration, extra-curricular activities and examination system. Few students have given low rating in overall observations for Hostel Facilities and Recreation.

STAKEHOLDERS' FEEDBACK ANALYSIS REPORT 2020-2021

Students' Feedback Analysis Report

- Students from many departments have asked for advance laboratory facilities
- Students have requested for improvising Department Library facilities
- Maximum students have asked to improve hostel facilities
- Majority of the students have given suggestion to improve amenity facility in the university
- Some students feel that the sports and cultural activities should be conducted more often
- Students have recommended improving health care facilities in every department and in the University.

OBSERVATIONS	ACTION TAKEN
Students from many departments have asked for advance laboratory facilities.	Laboratory facilities are planned to improve in the upcoming budget
Students have requested for improvising Department Library facilities.	Departments have intended to purchase books for library in the upcoming budget.
Maximum students have asked to improve hostel facilities.	Problems are enquired and rectifies as early as possible and the hostel wardens are asked to identify and rectify the problems faced by the students.

Majority of the students have given suggestion to improve amenity facility in the university.	More amenity facilities shall be established in the university
Some students feel that the sports and cultural activities should be conducted more often.	Physical education and the fine arts club have planned for regular sports and cultural activities.
Students have recommended improving health care facilities in every department and in the University.	care is provided by a doctor and regular health camps shall be organized


 20/03/2021
 COORDINATOR CBCS
 Dr. C. CHANDRASEKAR, M.C.A., Ph.D.
 CBCS Coordinator
 Professor / Computer Science
 Periyar University
 Salem - 636 011. TN.


 20/3/21
 COORDINATOR FEEDBACK ANALYSIS
 Dr. S. Lakshmi Manokari, M.Sc., M.Phil., Ph.D.,
 Professor and Head
 Dept. of Textiles And Apparel Design
 Periyar University, SALEM-636 011.
 Tamilnadu, India.


 20/3/21
 DIRECTOR IQAC
 Prof. Dr. R. VENKAYACHALAPATHY
 Director
 Internal Quality Assurance Cell (IQAC)
 Periyar University,
 Salem - 636 011, Tamil Nadu


 20/3/21
 REGISTRAR
 REGISTRAR
 PERIYAR UNIVERSITY
 SALEM-636 011.