


STAKEHOLDERS FEEDBACK ANALYSIS REPORT

**TEACHERS FEEDBACK
(2023-24)**



**PERIYAR UNIVERSITY
SALEM**

Table of Contents

Table – 1:Questions asked	2
Table – 2:Distribution of responses from teachers (2023-2024)	3
Table – 3:Teacher response distribution in percent (2023-2024)	5
Table – 4: Department of Biochemistry	8
Table – 5: Department of Bio Technology	10
Table – 6: Department of Botany.....	12
Table – 7:Department of Chemistry	14
Table – 8: Department of Commerce	16
Table –09: Department of Computer Science.....	18
Table – 10:Department of Economics	20
Table – 11:Department of Education.....	22
Table – 12: Department of Energy Science	24
Table – 13: Department of English	26
Table – 14:Department of Environmental Science	28
Table – 15: Department of Food Science and Nutrition	30
Table – 16: Department of Geology	32
Table – 17: Department of History	34
Table – 18: Department of Journalism and Mass Communication	36
Table – 19: Department of Library Information Science.....	38
Table – 20: Department of Management Studies	40
Table – 21:Department of Mathematics	42
Table – 22:Department of Microbiology	44
Table – 23:Department of Nutrition and Dietetics.....	46
Table – 24:Department of Physics	48
Table – 25:Department of Psychology.....	50
Table – 26:Department of Sociology	52
Table – 27:Department of Statistics.....	54
Table – 28:Department of Tamil.....	56
Table – 29:Department of Textiles And Apparel Design	58
Table – 30:Department of Zoology	60
TEACHERS FEEDBACK ANALYSIS REPORT	62

FEEDBACK FROM TEACHERS

The Internal Quality Assurance Cell (IQAC) of Periyar University collects feedback from teachers on the design and review of the syllabus, infrastructure facilities, innovation acceptance, research and development, and administrative support. The rating scale is fixed at strongly agree, agree, neither agree nor disagree, disagree, and strongly disagree. A total of 146 teachers have given their feedback. This report presents the list of questions, department-wise analysis, and overall analysis.

Number of feedbacks received in 2023-2024 year

Year	Number of teachers
2023-2024	145

Table – 1: Questions asked

S.no	Questions	Metrics
1.	The Curriculum is based on the needs of the stakeholders	Design and Review of Syllabus
2.	The curriculum objectives are well defined	
3.	The programme carries a sufficient number of Elective papers	
4.	The curriculum has good academic flexibility	
5.	Courses offered has a good balance between theory and application	
6.	Course content fulfils the need of the students	
7.	Internal and external examinations are linked to course learning outcomes	
8.	Course contents are found to fill the skill gap among the learners	
9.	The curriculum is designed to fulfil the local level requirement	
10.	The curriculum is designed to fulfil the state-level requirement	
11.	The curriculum is designed to fulfil the national level requirement	
12.	The curriculum is designed to fulfil the International level requirement	
13.	Opportunity to suggest new topics for a course	
14.	The classroom, laboratory, restroom and toilets are clean and well maintained.	Infrastructure Facility
15.	Clean drinking water is available.	
16.	Laboratory and computer facilities are available for teaching experimental purposes.	
17.	Documents, data, records and evidence are well maintained.	
18.	Freedom to explore new teaching and learning methods	Innovation Acceptance
19.	Use of novel methods for assessing student performance	
20.	Provision for knowledge and domain expertise sharing among the staff members	
21.	Department provides conducive environment for research and development	Research and Development
22.	The University offers adequate facilities for project and research	

23.	Support for professional development (FDP, Foreign visit, Refreshers courses, research support) is provided	Administrative Support
24.	The University authorities are approachable and accessible.	
25.	The University promotes social welfare and environmental extension activities.	
26.	Faculty are appropriately represented in the governing Bodies	
27.	The University effectively addresses the redressal of grievances.	
28.	Recognition/ Incentive/ appreciation are given for the contribution	

Table – 2: Distribution of responses from teachers (2023-2024)

S. No	Questions	Strongly agree	Agree	Neither agree nor disagree	Disagree	Strongly disagree	Total
1.	The Curriculum is based on the needs of the stakeholders	94	46	2	3	0	145
2.	The curriculum objectives are well defined	104	37	1	2	1	145
3.	The programme carries a sufficient number of elective papers	98	44	2	1	0	145
4.	The curriculum has good academic flexibility	94	44	4	2	1	145
5.	Courses offered has a good balance between theory and application	83	57	2	2	1	145
6.	Course content fulfils the need of the students	99	41	2	3	0	145
7.	Internal and external examinations are linked to course learning outcomes	102	37	4	2	0	145
8.	Course contents are found to fill the skill gap among the learners	81	58	4	1	1	145
9.	The curriculum is designed to fulfil the local level requirement	79	57	5	4	0	145
10.	The curriculum is designed to fulfil the state-level requirement	88	52	4	1	0	145
11.	The curriculum is designed to fulfil the national level requirement	82	57	4	1	1	145
12.	The curriculum is designed to fulfil the International level requirement	57	74	11	2	1	145
13.	Opportunity to suggest new topics for a course	73	58	12	1	1	145

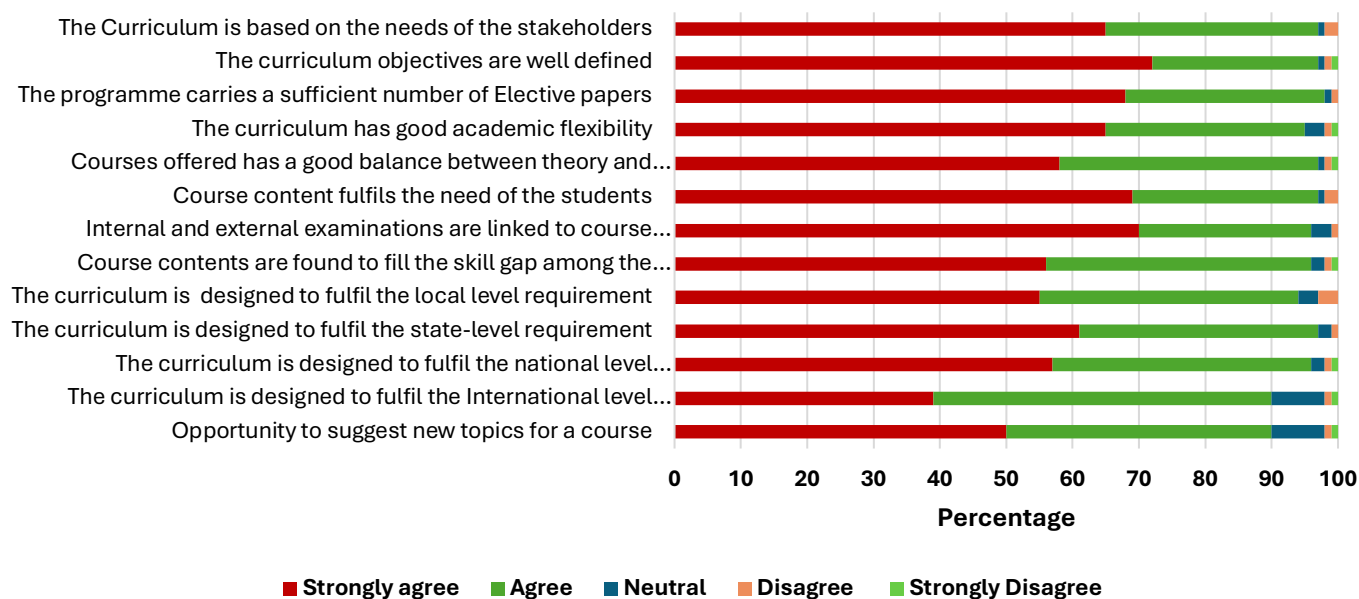
14.	The classroom, laboratory, restroom and toilets are clean and well maintained.	81	55	7	2	0	145
15.	Clean drinking water is available.	81	55	6	2	1	145
16.	Laboratory and computer facilities are available for teaching experimental purposes.	80	49	9	6	1	145
17.	Documents, data, records and evidence are well maintained.	88	50	5	2	0	145
18.	Freedom to explore new teaching and learning methods	96	40	7	1	1	145
19.	Use of novel methods for assessing student performance	81	55	7	2	0	145
20.	Provision for knowledge and domain expertise sharing among the staff members	76	60	5	2	2	145
21.	Department provides conducive environment for research and development	83	52	5	4	1	145
22.	The University offers adequate facilities for project and research	97	37	7	4	0	145
23.	Support for professional development (FDP, Foreign visit, Refreshers courses, research support) is provided	94	47	4	0	0	145
24.	The University authorities are approachable and accessible.	92	48	4	1	0	145
25.	The University promotes social welfare and environmental extension activities.	95	46	4	0	0	145
26.	Faculty are appropriately represented in the governing Bodies	86	49	6	3	1	145
27.	The University effectively addresses the redressal of grievances.	78	55	7	4	1	145
28.	Recognition/ Incentive/ appreciation are given for the contribution	57	71	10	7	0	145

Table – 3:Teacher response distribution in percent (2023-2024)

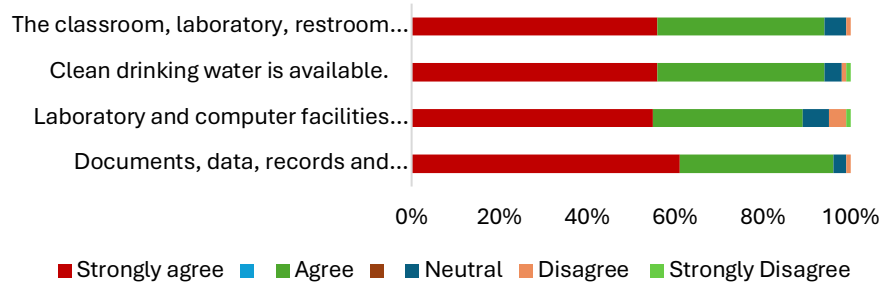
S.N o	Questions	Strongly agree (%)	Agree (%)	Neither agree nor disagree (%)	Disagree (%)	Strongly disagree (%)	Total (%)
Design and Review of Syllabus							
1.	The Curriculum is based on the needs of the stakeholders	65	32	1	2	0	100
2.	The curriculum objectives are well defined	72	25	1	1	1	100
3.	The programme carries a sufficient number of Elective papers	68	30	1	1	0	100
4.	The curriculum has good academic flexibility	65	30	3	1	1	100
5.	Courses offered has a good balance between theory and application	58	39	1	1	1	100
6.	Course content fulfils the need of the students	69	28	1	2	0	100
7.	Internal and external examinations are linked to course learning outcomes	70	26	3	1	0	100
8.	Course contents are found to fill the skill gap among the learners	56	40	2	1	1	100
9.	The curriculum is designed to fulfil the local level requirement	55	39	3	3	0	100
10.	The curriculum is designed to fulfil the state-level requirement	61	36	2	1	0	100
11.	The curriculum is designed to fulfil the national level requirement	57	39	2	1	1	100
12.	The curriculum is designed to fulfil the International level requirement	39	51	8	1	1	100
13.	Opportunity to suggest new topics for a course	50	40	8	1	1	100
14.	The classroom, laboratory, restroom and toilets are clean and well maintained.	56	38	5	1	0	100
15.	Clean drinking water is available.	56	38	4	1	1	100
16.	Laboratory and computer facilities are available for teaching experimental purposes.	55	34	6	4	1	100
17.	Documents, data, records and evidence are well maintained.	61	35	3	1	0	100
18.	Freedom to explore new teaching and learning methods	66	28	4	1	1	100

19.	Use of novel methods for assessing student performance	56	38	5	1	0	100
20.	Provision for knowledge and domain expertise sharing among the staff members	53	42	3	1	1	100
21.	Department provides conducive environment for research and development	57	36	3	3	1	100
22.	The University offers adequate facilities for project and research	67	25	5	3	0	100
23.	Support for professional development (FDP, Foreign visit, Refreshers courses, research support) is provided	65	32	3	0	0	100
24.	The University authorities are approachable and accessible.	63	33	3	1	0	100
25.	The University promotes social welfare and environmental extension activities.	65	32	3	0	0	100
26.	Faculty are appropriately represented in the governing Bodies	59	34	4	2	1	100
27.	The University effectively addresses the redressal of grievances.	54	38	4	3	1	100
28.	Recognition/ Incentive/ appreciation are given for the contribution	39	49	7	5	0	100

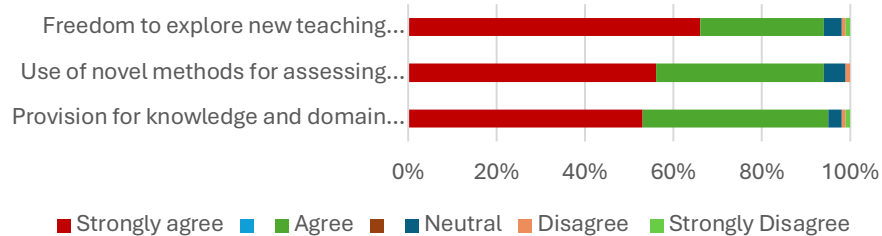
Teachers response for Syllabus



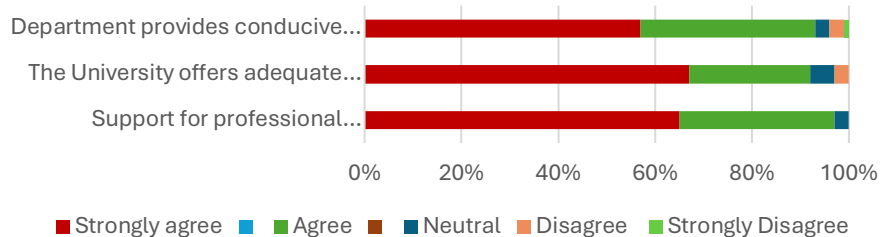
Teachers response for Infrastructure facility



Teachers response for Innovation acceptance



Teachers response for Research and Development



Teachers response for Administrative Support

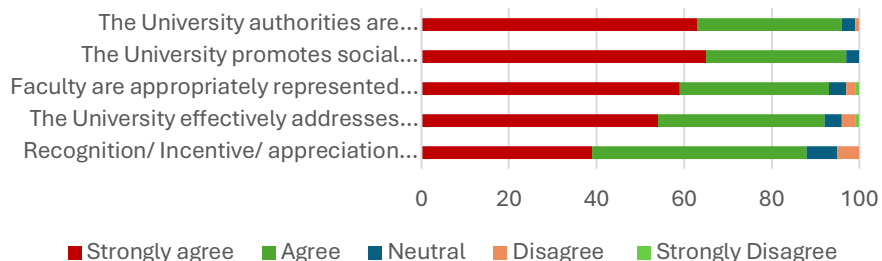


Table – 4: Department of Biochemistry*Total Number of Teachers: 05*

S.No	Questions	Strongly agree (%)	Agree (%)	Neither agree nor disagree (%)	Disagree (%)	Strongly disagree (%)	Mean score
Design and review of the syllabus							
1.	The Curriculum is based on the needs of the stakeholders	0	80	20	0	0	3.8
2.	The curriculum objectives are well defined	20	60	20	0	0	4
3.	The programme carries a sufficient number of Elective papers	40	40	20	0	0	4.2
4.	The curriculum has good academic flexibility	40	40	20	0	0	4.2
5.	Courses offered has a good balance between theory and application	40	40	20	0	0	4.2
6.	Course content fulfils the need of the students	20	60	20	0	0	4
7.	Internal and external examinations are linked to course learning outcomes	20	60	20	0	0	4
8.	Course contents are found to fill the skill gap among the learners	40	40	20	0	0	4.2
9.	The curriculum is designed to fulfil the local level requirement	0	80	20	0	0	3.8
10.	The curriculum is designed to fulfil the state-level requirement	0	80	20	0	0	3.8
11.	The curriculum is designed to fulfil the national level requirement	0	60	40	0	0	3.6
12.	The curriculum is designed to fulfil the International level requirement	0	40	60	0	0	3.4
13.	Opportunity to suggest new topics for a course	0	80	20	0	0	3.8
Teachers are satisfied with the curriculum designed, however suggested to have curriculum on the needs of the stakeholders that fulfils the local, state, national and international level requirements							
Infrastructure Facility							
14.	The classroom, laboratory, restroom and toilets are clean and well maintained.	40	40	20	0	0	4.2
15.	Clean drinking water is available.	40	60	0	0	0	4.4
16.	Laboratory and computer facilities are available for teaching experimental purposes.	20	60	20	0	0	4
17.	Documents, data, records and evidence are well maintained.	60	20	20	0	0	4.4
The teachers are satisfied with the improvement on infrastructure facility							
Innovation Acceptance							
18.	Freedom to explore new teaching and learning methods	40	40	20	0	0	4.2
19.	Use of novel methods for assessing student performance	20	60	20	0	0	4
20.	Provision for knowledge and domain expertise sharing among the staff members	20	40	20	0	20	3.4

Teachers emphasised provision for knowledge and domain expertise sharing among them							
Research and Development							
21.	Department provides conducive environment for research and development	60	0	20	20	0	4
22.	The University offers adequate facilities for project and research	60	0	20	20	0	4
23.	Support for professional development (FDP, Foreign visit, Refreshers courses, research support) is provided	60	20	20	0	0	4.4
Teachers are satisfied with the facilities on research and development							
Administrative Support							
24.	The University authorities are approachable and accessible.	40	40	20	0	0	4.2
25.	The University promotes social welfare and environmental extension activities.	60	20	20	0	0	4.4
26.	Faculty are appropriately represented in the governing Bodies	20	40	20	20	0	3.6
27.	The University effectively addresses the redressal of grievances.	80	0	0	20	0	4.4
28.	Recognition/ Incentive/ appreciation are given for the contribution	40	40	0	20	0	4
Teachers felt neutral on their representation in the governing bodies.							

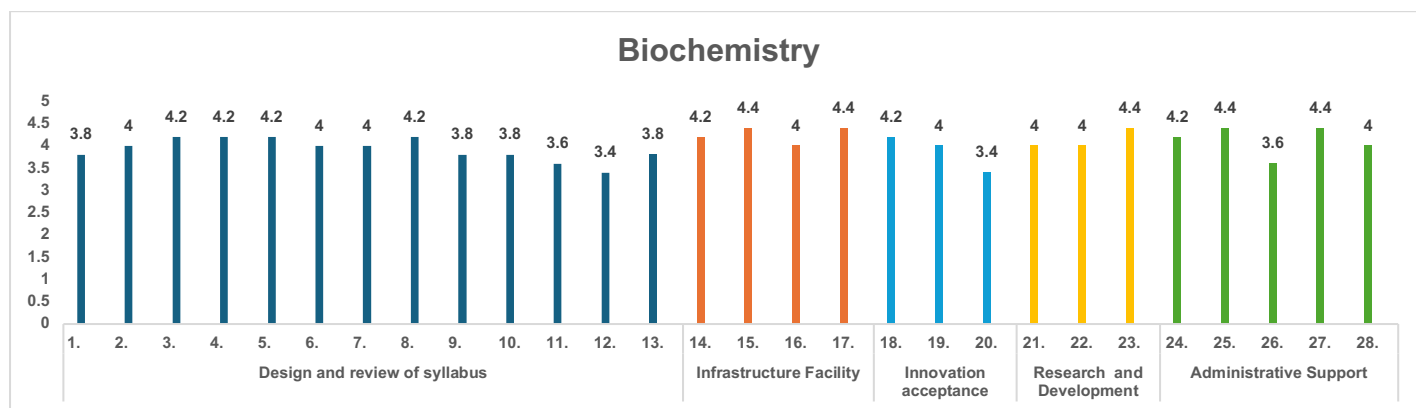


Table – 5: Department of Bio Technology*Total Number of Teachers: 08*

S.No	Questions	Strongly agree (%)	Agree (%)	Neither agree nor disagree (%)	Disagree (%)	Strongly disagree (%)	Mean score
Design and review of the syllabus							
1.	The Curriculum is based on the needs of the stakeholders	50	50	0	0	0	4.5
2.	The curriculum objectives are well defined	63	37	0	0	0	4.6
3.	The programme carries a sufficient number of Elective papers	37	63	0	0	0	4.4
4.	The curriculum has good academic flexibility	25	75	0	0	0	4.3
5.	Courses offered has a good balance between theory and application	37	63	0	0	0	4.4
6.	Course content fulfils the need of the students	12	88	0	0	0	4.1
7.	Internal and external examinations are linked to course learning outcomes	50	50	0	0	0	4.5
8.	Course contents are found to fill the skill gap among the learners	38	50	12	0	0	4.3
9.	The curriculum is designed to fulfil the local level requirement	25	63	12	0	0	4.1
10.	The curriculum is designed to fulfil the state-level requirement	25	63	12	0	0	4.1
11.	The curriculum is designed to fulfil the national level requirement	25	75	0	0	0	4.3
12.	The curriculum is designed to fulfil the International level requirement	12	88	0	0	0	4.1
13.	Opportunity to suggest new topics for a course	25	63	12	0	0	4.1
Teachers are content with the syllabus.							
Infrastructure Facility							
14.	The classroom, laboratory, restroom and toilets are clean and well maintained.	25	75	0	0	0	4.3
15.	Clean drinking water is available.	12	88	0	0	0	4.1
16.	Laboratory and computer facilities are available for teaching experimental purposes.	25	63	0	12	0	4.0
17.	Documents, data, records and evidence are well maintained.	37	63	0	0	0	4.4
Teachers are satisfied with the lab and computer facilities.							
Innovation Acceptance							
18.	Freedom to explore new teaching and learning methods	50	38	12	0	0	4.4
19.	Use of novel methods for assessing student performance	25	63	12	0	0	4.1

20.	Provision for knowledge and domain expertise sharing among the staff members	38	50	12	0	0	4.3
Teachers are satisfied with the provision provided in the innovation acceptance.							
Research and Development							
21.	Department provides conducive environment for research and development	50	38	0	12	0	4.3
22.	The University offers adequate facilities for project and research	50	38	0	12	0	4.3
23.	Support for professional development (FDP, Foreign visit, Refreshers courses, research support) is provided	38	50	12	0	0	4.3
Suggested the use of novel methods to assess student performance in the innovation							
Administrative Support							
24.	The University authorities are approachable and accessible.	50	50	0	0	0	4.5
25.	The University promotes social welfare and environmental extension activities.	50	50	0	0	0	4.5
26.	Faculty are appropriately represented in the governing Bodies	37	63	0	0	0	4.4
27.	The University effectively addresses the redressal of grievances.	37	63	0	0	0	4.4
28.	Recognition/ Incentive/ appreciation are given for the contribution	12	88	0	0	0	4.1
Teachers expected recognition, incentive and appreciation for their academic contribution							

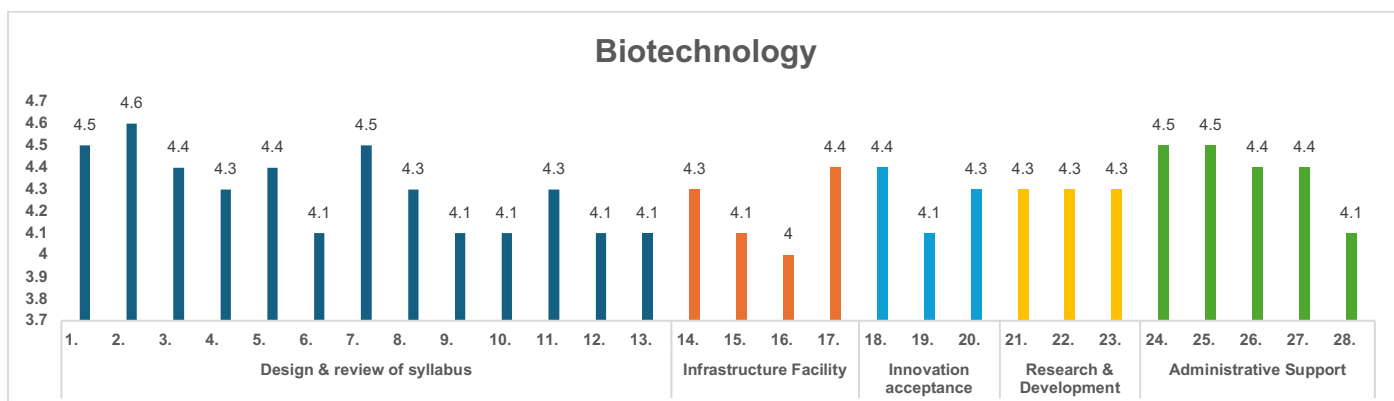


Table – 6: Department of Botany*Total Number of Teachers: 05*

S.No	Questions	Strongly agree (%)	Agree (%)	Neither agree nor disagree (%)	Disagree (%)	Strongly disagree (%)	Mean score
Design and review of the syllabus							
1.	The Curriculum is based on the needs of the stakeholders	100	0	0	0	0	5
2.	The curriculum objectives are well defined	80	20	0	0	0	4.8
3.	The programme carries a sufficient number of Elective papers	60	40	0	0	0	4.6
4.	The curriculum has good academic flexibility	80	20	0	0	0	4.8
5.	Courses offered has a good balance between theory and application	80	20	0	0	0	4.8
6.	Course content fulfils the need of the students	80	20	0	0	0	4.8
7.	Internal and external examinations are linked to course learning outcomes	80	20	0	0	0	4.8
8.	Course contents are found to fill the skill gap among the learners	80	20	0	0	0	4.8
9.	The curriculum is designed to fulfil the local level requirement	40	60	0	0	0	4.4
10.	The curriculum is designed to fulfil the state-level requirement	60	40	0	0	0	4.6
11.	The curriculum is designed to fulfil the national level requirement	60	40	0	0	0	4.6
12.	The curriculum is designed to fulfil the International level requirement	0	80	20	0	0	3.8
13.	Opportunity to suggest new topics for a course	60	40	0	0	0	4.6
The faculties are expected to design the curriculum according to the International standards							
Infrastructure Facility							
14.	The classroom, laboratory, restroom and toilets are clean and well maintained.	80	20	0	0	0	4.8
15.	Clean drinking water is available.	100	0	0	0	0	5
16.	Laboratory and computer facilities are available for teaching experimental purposes.	80	20	0	0	0	4.8
17.	Documents, data, records and evidence are well maintained.	60	40	0	0	0	4.6
The faculties are happy with the infrastructure facilities provide in their ambience							
Innovation Acceptance							
18.	Freedom to explore new teaching and learning methods	80	20	0	0	0	4.8
19.	Use of novel methods for assessing student performance	60	40	0	0	0	4.6

20.	Provision for knowledge and domain expertise sharing among the staff members	40	60	0	0	0	4.4
The faculties are highly satisfied with the innovation acceptance on exploring new teaching and learning methods, assessing students' performance as well.							
Research and Development							
21.	Department provides conducive environment for research and development	80	20	0	0	0	4.8
22.	The University offers adequate facilities for project and research	100	0	0	0	0	5
23.	Support for professional development (FDP, Foreign visit, Refreshers courses, research support) is provided	100	0	0	0	0	5
The teachers in this department are highly satisfied in the research and development provided							
Administrative Support							
24.	The University authorities are approachable and accessible.	80	20	0	0	0	4.8
25.	The University promotes social welfare and environmental extension activities.	60	40	0	0	0	4.6
26.	Faculty are appropriately represented in the governing Bodies	60	40	0	0	0	4.6
27.	The University effectively addresses the redressal of grievances.	60	20	0	20	0	4.2
28.	Recognition/ Incentive/ appreciation are given for the contribution	40	40	0	20	0	4
The faculties expect the administration to effectively address the recognition, incentive and appreciation in their academics.							

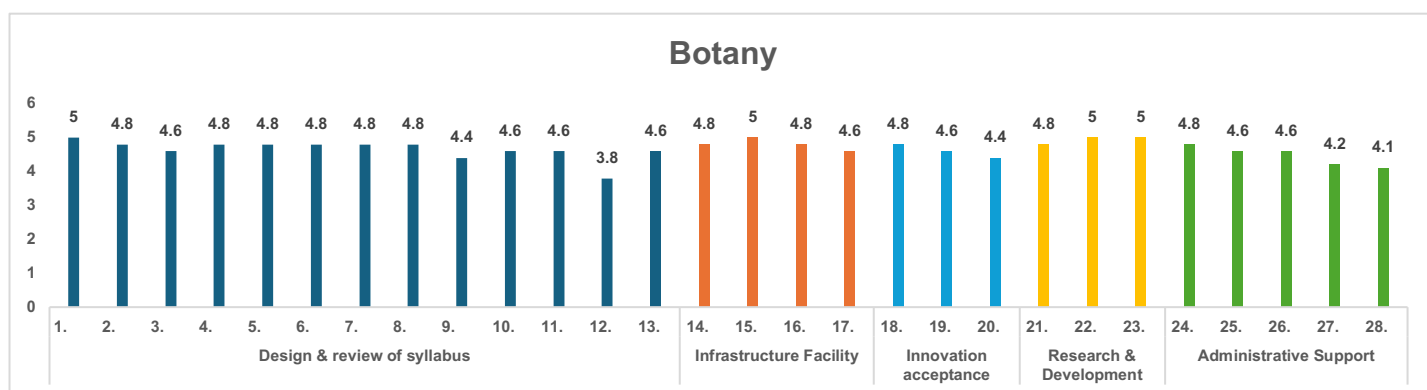


Table – 7:Department of Chemistry*Total Number of Teachers:07*

S.No	Questions	Strongly agree (%)	Agree (%)	Neither agree nor disagree (%)	Disagree (%)	Strongly disagree (%)	Mean score
Design and review of the syllabus							
1	The Curriculum is based on the needs of the stakeholders	86	14	0	0	0	4.9
2	The curriculum objectives are well defined	100	0	0	0	0	5.0
3	The programme carries a sufficient number of Elective papers	86	14	0	0	0	4.9
4	The curriculum has good academic flexibility	86	14	0	0	0	4.9
5	Courses offered has a good balance between theory and application	57	43	0	0	0	4.6
6	Course content fulfils the need of the students	100	0	0	0	0	5.0
7	Internal and external examinations are linked to course learning outcomes	86	14	0	0	0	4.9
8	Course contents are found to fill the skill gap among the learners	43	57	0	0	0	4.4
9	The curriculum is designed to fulfil the local level requirement	86	14	0	0	0	4.9
10	The curriculum is designed to fulfil the state-level requirement	100	0	0	0	0	5.0
11	The curriculum is designed to fulfil the national level requirement	71	29	0	0	0	4.7
12	The curriculum is designed to fulfil the international level requirement	57	43	0	0	0	4.6
13	Opportunity to suggest new topics for a course	71	29	0	0	0	4.7
Chemistry department faculties expected their Course contents to fill the skill gap among the learners.							
Infrastructure Facility							
14	The classroom, laboratory, restroom and toilets are clean and well maintained.	71	29	0	0	0	4.7
15	Clean drinking water is available.	57	29	14	0	0	4.4
16	Laboratory and computer facilities are available for teaching experimental purposes.	71	29	0	0	0	4.7
17	Documents, data, records and evidence are well maintained.	71	29	0	0	0	4.7
They expected clean drinking water in their department.							
Innovation Acceptance							

18	Freedom to explore new teaching and learning methods	100	0	0	0	0	5.0
19	Use of novel methods for assessing student performance	86	0	14	0	0	4.7
20	Provision for knowledge and domain expertise sharing among the staff members	57	43	0	0	0	4.6
Expected provision for knowledge sharing among the faculties							
Research and Development							
21	Department provides conducive environment for research and development	71	29	0	0	0	4.7
22	The University offers adequate facilities for project and research	100	0	0	0	0	5.0
23	Support for professional development (FDP, Foreign visit, Refreshers courses, research support) is provided	100	0	0	0	0	5.0
Teachers are highly satisfied with their research and development.							
Administrative Support							
24	The University authorities are approachable and accessible.	100	0	0	0	0	5.0
25	The University promotes social welfare and environmental extension activities.	100	0	0	0	0	5.0
26	Faculty are appropriately represented in the governing Bodies	71	29	0	0	0	4.7
27	The University effectively addresses the redressal of grievances.	71	29	0	0	0	4.7
28	Recognition/ Incentive/ appreciation are given for the contribution	29	43	14	14	0	3.9
Teachers. are highly satisfied but still expected recognition, incentive and appreciation for their academic contribution							

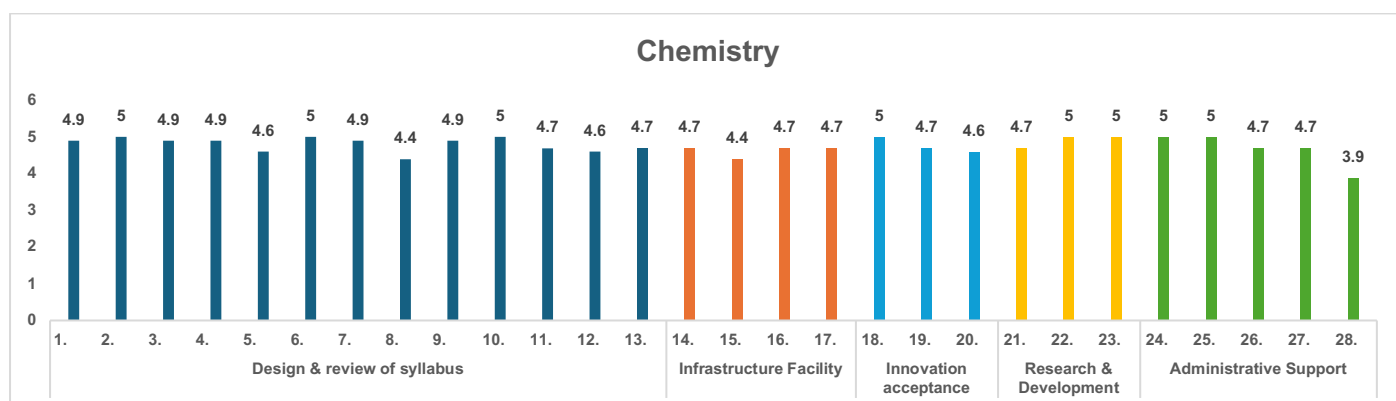


Table – 8: Department of Commerce*Total Number of Teachers: 04*

S. No	Questions	Strongly agree (%)	Agree (%)	Neither agree nor disagree (%)	Disagree (%)	Strongly disagree (%)	Mean score
Design and review of the syllabus							
1.	The Curriculum is based on the needs of the stakeholders	100	0	0	0	0	5
2.	The curriculum objectives are well defined	100	0	0	0	0	5
3.	The programme carries a sufficient number of Elective papers	75	25	0	0	0	4.75
4.	The curriculum has good academic flexibility	75	25	0	0	0	4.75
5.	Courses offered has a good balance between theory and application	75	25	0	0	0	4.75
6.	Course content fulfils the need of the students	100	0	0	0	0	5
7.	Internal and external examinations are linked to course learning outcomes	75	25	0	0	0	4.75
8.	Course contents are found to fill the skill gap among the learners	100	0	0	0	0	5
9.	The curriculum is designed to fulfil the local level requirement	75	25	0	0	0	4.75
10.	The curriculum is designed to fulfil the state-level requirement	75	25	0	0	0	4.75
11.	The curriculum is designed to fulfil the national level requirement	100	0	0	0	0	5
12.	The curriculum is designed to fulfil the International level requirement	75	25	0	0	0	4.75
13.	Opportunity to suggest new topics for a course	75	25	0	0	0	4.75
The faculties are highly satisfied in the design and review of the syllabi							
Infrastructure Facility							
14.	The classroom, laboratory, restroom and toilets are clean and well maintained.	75	25	0	0	0	4.75
15.	Clean drinking water is available.	75	25	0	0	0	4.75
16.	Laboratory and computer facilities are available for teaching experimental purposes.	75	25	0	0	0	4.75
17.	Documents, data, records and evidence are well maintained.	75	25	0	0	0	4.75
The faculties are comfort on the infrastructure facilities provided at their premises, however seek improvement in their premises							
Innovation Acceptance							
18.	Freedom to explore new teaching and learning methods	100	0	0	0	0	5

19.	Use of novel methods for assessing student performance	75	25	0	0	0	4.75
20.	Provision for knowledge and domain expertise sharing among the staff members	75	25	0	0	0	4.75
Faculties are happy by the novel methods of assessing student performance in the innovation acceptance							
Research and Development							
21.	Department provides conducive environment for research and development	75	25	0	0	0	4.75
22.	The University offers adequate facilities for project and research	75	25	0	0	0	4.75
23.	Support for professional development (FDP, Foreign visit, Refreshers courses, research support) is provided	75	25	0	0	0	4.75
The teachers are content with the facilities provided for research and development							
Administrative Support							
24.	The University authorities are approachable and accessible.	100	0	0	0	0	5
25.	The University promotes social welfare and environmental extension activities.	100	0	0	0	0	5
26.	Faculty are appropriately represented in the governing Bodies	75	25	0	0	0	4.75
27.	The University effectively addresses the redressal of grievances.	75	25	0	0	0	4.75
28.	Recognition/ Incentive/ appreciation are given for the contribution	75	25	0	0	0	4.75
The teaching fraternities are highly content with the administrative support.							

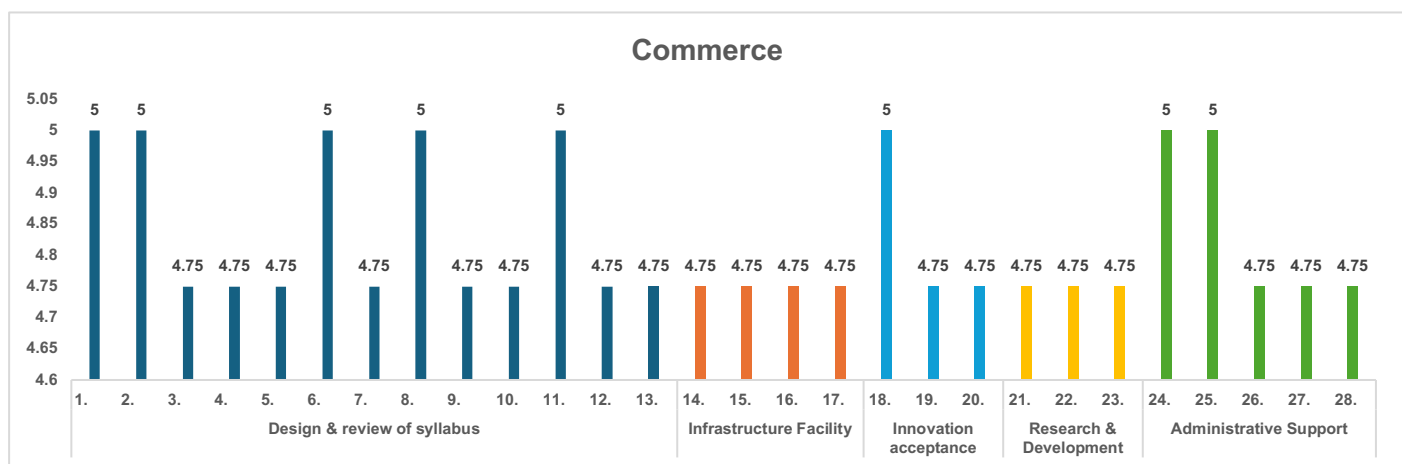


Table –09: Department of Computer Science*Total Number of Teachers: 05*

S.No	Questions	Strongly agree (%)	Agree (%)	Neither agree nor disagree (%)	Disagree (%)	Strongly disagree (%)	Mean score
Design and review of the syllabus							
1.	The Curriculum is based on the needs of the stakeholders	100	0	0	0	0	5
2.	The curriculum objectives are well defined	80	20	0	0	0	4.8
3.	The programme carries a sufficient number of Elective papers	60	40	0	0	0	4.6
4.	The curriculum has good academic flexibility	80	20	0	0	0	4.8
5.	Courses offered has a good balance between theory and application	60	40	0	0	0	4.6
6.	Course content fulfils the need of the students	100	0	0	0	0	5
7.	Internal and external examinations are linked to course learning outcomes	60	40	0	0	0	4.6
8.	Course contents are found to fill the skill gap among the learners	100	0	0	0	0	5
9.	The curriculum is designed to fulfil the local level requirement	80	20	0	0	0	4.8
10.	The curriculum is designed to fulfil the state-level requirement	80	20	0	0	0	4.8
11.	The curriculum is designed to fulfil the national level requirement	40	60	0	0	0	4.4
12.	The curriculum is designed to fulfil the International level requirement	40	60	0	0	0	4.4
13.	Opportunity to suggest new topics for a course	80	20	0	0	0	4.8
Teachers are satisfied with the syllabus.							
Infrastructure Facility							
14.	The classroom, laboratory, restroom and toilets are clean and well maintained.	80	20	0	0	0	4.8
15.	Clean drinking water is available.	80	20	0	0	0	4.8
16.	Laboratory and computer facilities are available for teaching experimental purposes.	80	20	0	0	0	4.8
17.	Documents, data, records and evidence are well maintained.	40	60	0	0	0	4.4
The teachers are content with the infrastructure facility available in their premises.							
Innovation Acceptance							
18.	Freedom to explore new teaching and learning methods	80	20	0	0	0	4.8
19.	Use of novel methods for assessing student performance	80	20	0	0	0	4.8
20.	Provision for knowledge and domain expertise sharing among the staff members	80	20	0	0	0	4.8

Faculties are satisfied with the facilities and freedom in the innovation acceptance							
Research and Development							
21.	Department provides conducive environment for research and development	40	60	0	0	0	4.4
22.	The University offers adequate facilities for project and research	60	40	0	0	0	4.6
23.	Support for professional development (FDP, Foreign visit, Refreshers courses, research support) is provided	80	20	0	0	0	4.8
The teachers are content with the facilities provided in the research and development.							
Administrative Support							
24.	The University authorities are approachable and accessible.	80	20	0	0	0	4.8
25.	The University promotes social welfare and environmental extension activities.	60	40	0	0	0	4.6
26.	Faculty are appropriately represented in the governing Bodies	40	60	0	0	0	4.4
27.	The University effectively addresses the redressal of grievances.	40	60	0	0	0	4.4
28.	Recognition/ Incentive/ appreciation are given for the contribution	40	60	0	0	0	4.4
The teachers are content with the administrative support provided for them.							

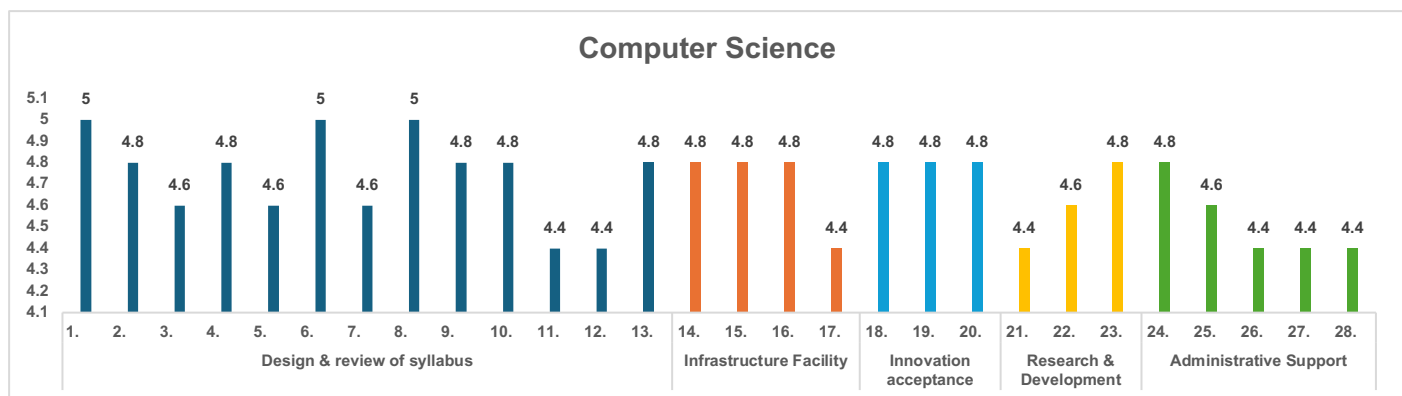


Table – 10:Department of Economics*Total Number of Teachers: 04*

S.No	Questions	Strongly agree (%)	Agree (%)	Neither agree nor disagree (%)	Disagree (%)	Strongly disagree (%)	Mean score (%)
Design and review of the syllabus							
1.	The Curriculum is based on the needs of the stakeholders	75	25	0	0	0	4.75
2.	The curriculum objectives are well defined	75	25	0	0	0	4.75
3.	The programme carries a sufficient number of Elective papers	75	25	0	0	0	4.75
4.	The curriculum has good academic flexibility	75	25	0	0	0	4.75
5.	Courses offered has a good balance between theory and application	75	25	0	0	0	4.75
6.	Course content fulfils the need of the students	75	25	0	0	0	4.75
7.	Internal and external examinations are linked to course learning outcomes	75	25	0	0	0	4.75
8.	Course contents are found to fill the skill gap among the learners	50	50	0	0	0	4.5
9.	The curriculum is designed to fulfil the local level requirement	25	50	25	0	0	4
10.	The curriculum is designed to fulfil the state-level requirement	75	25	0	0	0	4.75
11.	The curriculum is designed to fulfil the national level requirement	75	25	0	0	0	4.75
12.	The curriculum is designed to fulfil the International level requirement	75	25	0	0	0	4.75
13.	Opportunity to suggest new topics for a course	50	50	0	0	0	4.5
The faculties are satisfied with the design of the curricula.							
Infrastructure Facility							
14.	The classroom, laboratory, restroom and toilets are clean and well maintained.	25	50	25	0	0	4
15.	Clean drinking water is available.	50	0	25	25	0	3.75
16.	Laboratory and computer facilities are available for teaching experimental purposes.	50	25	0	25	0	4
17.	Documents, data, records and evidence are well maintained.	50	25	0	25	0	4
The faculties expected to have good drinking water amidst their ambience.							
Innovation Acceptance							
18.	Freedom to explore new teaching and learning methods	50	25	25	0	0	4.25

19.	Use of novel methods for assessing student performance	50	50	0	0	0	4.5
20.	Provision for knowledge and domain expertise sharing among the staff members	50	50	0	0	0	4.5
The teachers are satisfied with the new teaching methods in the innovation acceptance.							
Research and Development							
21.	Department provides conducive environment for research and development	50	50	0	0	0	4.5
22.	The University offers adequate facilities for project and research	50	50	0	0	0	4.5
23.	Support for professional development (FDP, Foreign visit, Refreshers courses, research support) is provided	50	50	0	0	0	4.5
Teachers are contented with the facilities provided for research and development							
Administrative Support							
24.	The University authorities are approachable and accessible.	50	25	0	0	25	3.75
25.	The University promotes social welfare and environmental extension activities.	50	50	0	0	0	4.5
26.	Faculty are appropriately represented in the governing Bodies	50	25	0	0	25	3.75
27.	The University effectively addresses the redressal of grievances.	50	25	0	0	25	3.75
28.	Recognition/ Incentive/ appreciation are given for the contribution	25	75	0	0	0	4.25
Faculties are satisfied however they expect the university authorities to be approachable, should represent the faculties in the governing bodies and addresses the grievance.							

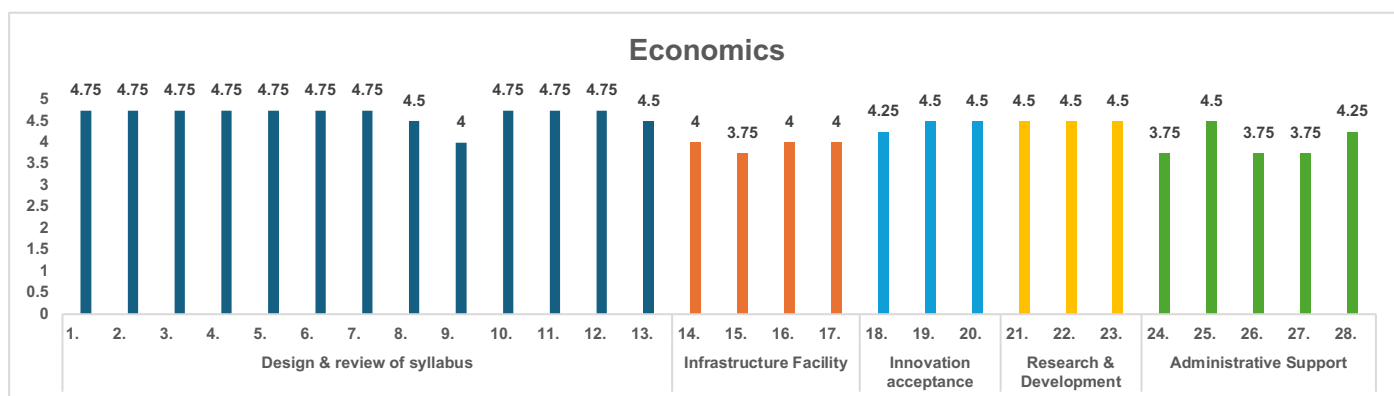


Table – 11:Department of Education*Total Number of Teachers: 06*

S.No	Questions	Strongly agree (%)	Agree (%)	Neither agree nor disagree (%)	Disagree (%)	Strongly disagree (%)	Mean score
Design and review of the syllabus							
1.	The Curriculum is based on the needs of the stakeholders	83	17	0	0	0	4.8
2.	The curriculum objectives are well defined	100	0	0	0	0	5.0
3.	The programme carries a sufficient number of Elective papers	100	0	0	0	0	5.0
4.	The curriculum has good academic flexibility	83	17	0	0	0	4.8
5.	Courses offered has a good balance between theory and application	50	50	0	0	0	4.5
6.	Course content fulfils the need of the students	100	0	0	0	0	5.0
7.	Internal and external examinations are linked to course learning outcomes	83	17	0	0	0	4.8
8.	Course contents are found to fill the skill gap among the learners	33	67	0	0	0	4.3
9.	The curriculum is designed to fulfil the local level requirement	67	33	0	0	0	4.7
10.	The curriculum is designed to fulfil the state-level requirement	67	33	0	0	0	4.7
11.	The curriculum is designed to fulfil the national level requirement	50	50	0	0	0	4.5
12.	The curriculum is designed to fulfil the international level requirement	33	67	0	0	0	4.3
13.	Opportunity to suggest new topics for a course	83	17	0	0	0	4.8
Teaching fraternities are satisfied with the design of the syllabus.							
Infrastructure Facility							
14.	The classroom, laboratory, restroom and toilets are clean and well maintained.	33	67	0	0	0	4.3
15.	Clean drinking water is available.	17	67	17	0	0	4.0
16.	Laboratory and computer facilities are available for teaching experimental purposes.	17	83	0	0	0	4.2
17.	Documents, data, records and evidence are well maintained.	33	67	0	0	0	4.3
Fraternities are satisfied with the infrastructure facility.							
Innovation Acceptance							
18.	Freedom to explore new teaching and learning methods	67	17	17	0	0	4.5
19.	Use of novel methods for assessing student performance	50	50	0	0	0	4.5
20.	Provision for knowledge and domain expertise sharing among the staff members	33	50	0	17	0	4.0
Faculties are contented with the innovation acceptance.							

Research and Development							
21.	Department provides conducive environment for research and development	50	33	17	0	0	4.3
22.	The University offers adequate facilities for project and research	67	33	0	0	0	4.7
23.	Support for professional development (FDP, Foreign visit, Refreshers courses, research support) is provided	50	50	0	0	0	4.5
Faculties are satisfied with the research and development.							
Administrative Support							
24.	The University authorities are approachable and accessible.	67	33	0	0	0	4.7
25.	The University promotes social welfare and environmental extension activities.	50	50	0	0	0	4.5
26.	Faculty are appropriately represented in the governing Bodies	50	33	17	0	0	4.3
27.	The University effectively addresses the redressal of grievances.	50	33	17	0	0	4.3
28.	Recognition/ Incentive/ appreciation are given for the contribution	50	50	0	0	0	4.5
The faculties are satisfied with the administrative support.							

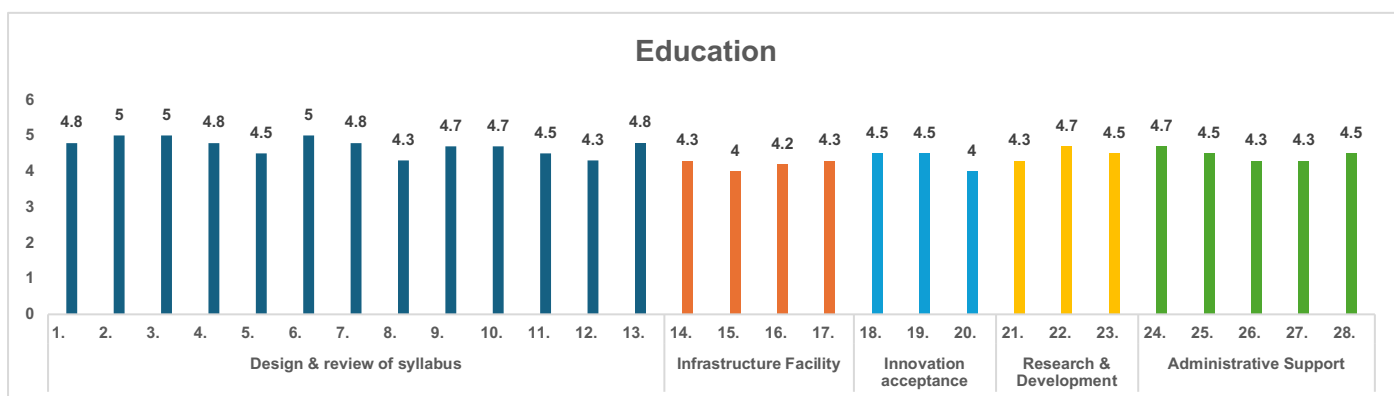


Table – 12: Department of Energy Science*Total Number of Teachers: 04*

S.No	Questions	Strongly agree (%)	Agree (%)	Neither agree nor disagree (%)	Disagree (%)	Strongly disagree (%)	Mean score
Design and review of the syllabus							
1.	The Curriculum is based on the needs of the stakeholders	100	0	0	0	0	5
2.	The curriculum objectives are well defined	100	0	0	0	0	5
3.	The programme carries a sufficient number of Elective papers	75	25	0	0	0	4.75
4.	The curriculum has good academic flexibility	75	25	0	0	0	4.75
5.	Courses offered has a good balance between theory and application	75	25	0	0	0	4.75
6.	Course content fulfils the need of the students	75	25	0	0	0	4.75
7.	Internal and external examinations are linked to course learning outcomes	100	0	0	0	0	5
8.	Course contents are found to fill the skill gap among the learners	100	0	0	0	0	5
9.	The curriculum is designed to fulfil the local level requirement	75	25	0	0	0	4.75
10.	The curriculum is designed to fulfil the state-level requirement	100	0	0	0	0	5
11.	The curriculum is designed to fulfil the national level requirement	100	0	0	0	0	5
12.	The curriculum is designed to fulfil the International level requirement	100	0	0	0	0	5
13.	Opportunity to suggest new topics for a course	75	25	0	0	0	4.75
All the teachers are highly contended and satisfied with the design and review of the syllabus.							
Infrastructure Facility							
14.	The classroom, laboratory, restroom and toilets are clean and well maintained.	100	0	0	0	0	5
15.	Clean drinking water is available.	75	0	25	0	0	4.5
16.	Laboratory and computer facilities are available for teaching experimental purposes.	75	0	25	0	0	4.5
17.	Documents, data, records and evidence are well maintained.	100	0	0	0	0	5
Teachers are satisfied with the infrastructure facility.							
Innovation Acceptance							
18.	Freedom to explore new teaching and learning methods	100	0	0	0	0	5
19.	Use of novel methods for assessing student performance	100	0	0	0	0	5

20.	Provision for knowledge and domain expertise sharing among the staff members	100	0	0	0	0	5
All the faculties are highly contented with the innovation acceptance							
Research and Development							
21.	Department provides conducive environment for research and development	75	25	0	0	0	4.75
22.	The University offers adequate facilities for project and research	75	25	0	0	0	4.75
23.	Support for professional development (FDP, Foreign visit, Refreshers courses, research support) is provided	100	0	0	0	0	5
The teachers are highly satisfied with the provisions provided for research and development							
Administrative Support							
24.	The University authorities are approachable and accessible.	75	25	0	0	0	4.75
25.	The University promotes social welfare and environmental extension activities.	100	0	0	0	0	5
26.	Faculty are appropriately represented in the governing Bodies	100	0	0	0	0	5
27.	The University effectively addresses the redressal of grievances.	75	0	25	0	0	4.5
28.	Recognition/ Incentive/ appreciation are given for the contribution	50	25	0	25	0	4
The teachers are satisfied with the administrative support.							

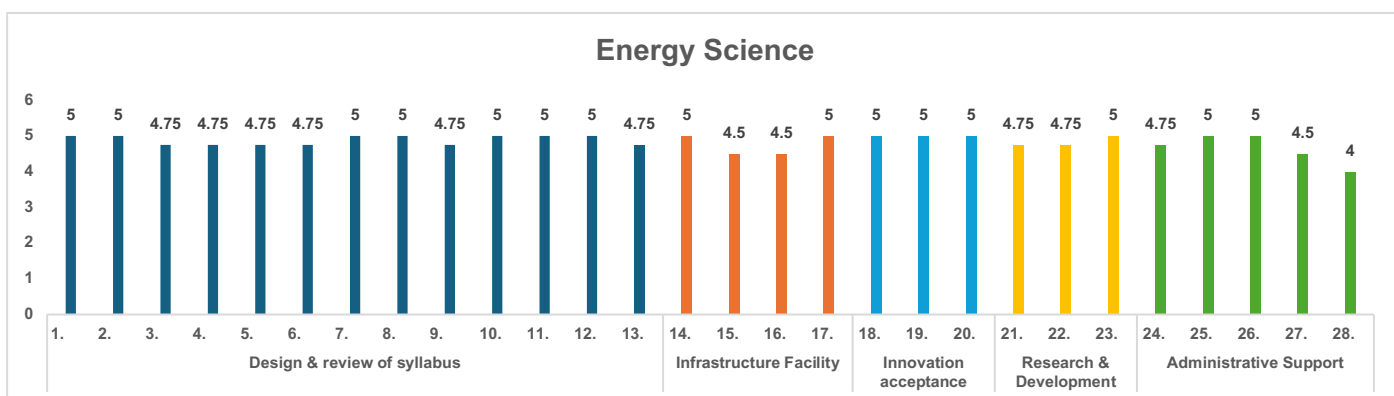


Table – 13: Department of English*Total Number of Teachers: 04*

S.No	Questions	Strongly agree (%)	Agree (%)	Neither agree nor disagree (%)	Disagree (%)	Strongly disagree (%)	Mean score
Design and review of the syllabus							
1.	The Curriculum is based on the needs of the stakeholders	50	50	0	0	0	4.5
2.	The curriculum objectives are well defined	75	25	0	0	0	4.75
3.	The programme carries a sufficient number of Elective papers	50	50	0	0	0	4.5
4.	The curriculum has good academic flexibility	75	25	0	0	0	4.75
5.	Courses offered has a good balance between theory and application	50	50	0	0	0	4.5
6.	Course content fulfils the need of the students	100	0	0	0	0	5
7.	Internal and external examinations are linked to course learning outcomes	75	25	0	0	0	4.75
8.	Course contents are found to fill the skill gap among the learners	75	25	0	0	0	4.75
9.	The curriculum is designed to fulfil the local level requirement	75	25	0	0	0	4.75
10.	The curriculum is designed to fulfil the state-level requirement	75	25	0	0	0	4.75
11.	The curriculum is designed to fulfil the national level requirement	50	50	0	0	0	4.5
12.	The curriculum is designed to fulfil the international level requirement	50	25	25	0	0	4.25
13.	Opportunity to suggest new topics for a course	50	25	25	0	0	4.25
The teachers are contented with the design and review of the syllabus.							
Infrastructure Facility							
14.	The classroom, laboratory, restroom and toilets are clean and well maintained.	25	50	25	0	0	4
15.	Clean drinking water is available.	75	25	0	0	0	4.75
16.	Laboratory and computer facilities are available for teaching experimental purposes.	50	25	0	25	0	4
17.	Documents, data, records and evidence are well maintained.	100	0	0	0	0	5
The teachers are moderately satisfied with infrastructure facility.							
Innovation Acceptance							
18.	Freedom to explore new teaching and learning methods	25	75	0	0	0	4.25
19.	Use of novel methods for assessing student performance	25	75	0	0	0	4.25

20.	Provision for knowledge and domain expertise sharing among the staff members	25	75	0	0	0	4.25
Faculties are satisfied in the innovation acceptance.							
Research and Development							
21.	Department provides conducive environment for research and development	50	50	0	0	0	4.5
22.	The University offers adequate facilities for project and research	75	0	25	0	0	4.5
23.	Support for professional development (FDP, Foreign visit, Refreshers courses, research support) is provided	50	50	0	0	0	4.5
Faculties are satisfied in research and development.							
Administrative Support							
24.	The University authorities are approachable and accessible.	75	25	0	0	0	4.75
25.	The University promotes social welfare and environmental extension activities.	75	25	0	0	0	4.75
26.	Faculty are appropriately represented in the governing Bodies	75	25	0	0	0	4.75
27.	The University effectively addresses the redressal of grievances.	75	25	0	0	0	4.75
28.	Recognition/ Incentive/ appreciation are given for the contribution	0	75	25	0	0	3.75
Teachers are satisfied and expect recognition, incentive and appreciation given on time for their academic contribution.							

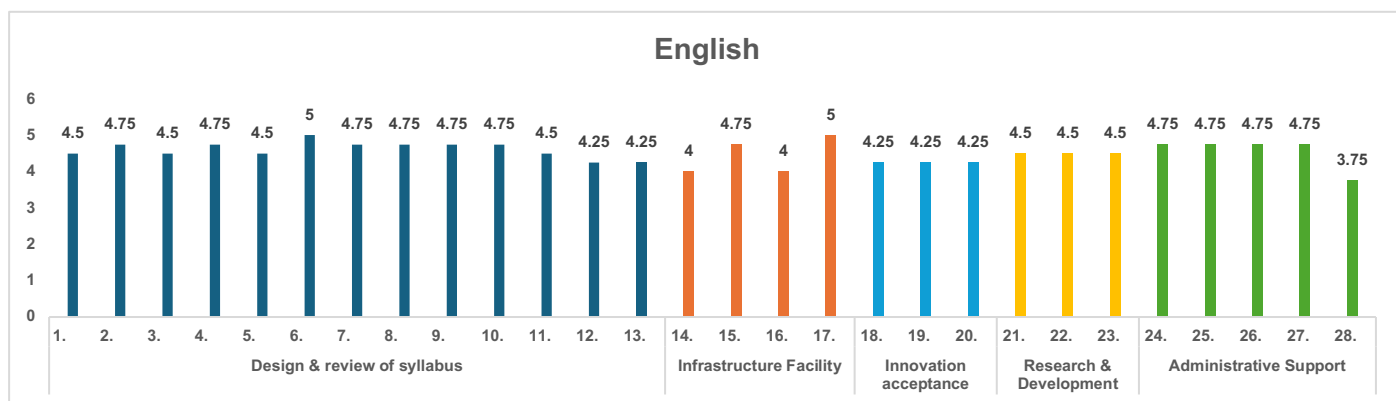


Table – 14: Department of Environmental Science*Total Number of Teachers: 06*

S.No	Questions	Strongly agree (%)	Agree (%)	Neither agree nor disagree (%)	Disagree (%)	Strongly disagree (%)	Mean score
Design and review of the syllabus							
1.	The Curriculum is based on the needs of the stakeholders	50	50	0	0	0	4.5
2.	The curriculum objectives are well defined	50	50	0	0	0	4.5
3.	The programme carries a sufficient number of Elective papers	67	33	0	0	0	4.7
4.	The curriculum has good academic flexibility	50	50	0	0	0	4.5
5.	Courses offered has a good balance between theory and application	50	50	0	0	0	4.5
6.	Course content fulfils the need of the students	83	17	0	0	0	4.8
7.	Internal and external examinations are linked to course learning outcomes	50	50	0	0	0	4.5
8.	Course contents are found to fill the skill gap among the learners	33	67	0	0	0	4.3
9.	The curriculum is designed to fulfil the local level requirement	67	33	0	0	0	4.7
10.	The curriculum is designed to fulfil the state-level requirement	67	33	0	0	0	4.7
11.	The curriculum is designed to fulfil the national level requirement	67	33	0	0	0	4.7
12.	The curriculum is designed to fulfil the international level requirement	50	50	0	0	0	4.5
13.	Opportunity to suggest new topics for a course	50	33	17	0	0	4.3
Faculties are satisfied with the course design and review of the syllabus.							
Infrastructure Facility							
14.	The classroom, laboratory, restroom and toilets are clean and well maintained.	17	83	0	0	0	4.2
15.	Clean drinking water is available.	17	83	0	0	0	4.2
16.	Laboratory and computer facilities are available for teaching experimental purposes.	17	83	0	0	0	4.2
17.	Documents, data, records and evidence are well maintained.	33	67	0	0	0	4.3
Teachers are content with the infrastructure facilities.							
Innovation Acceptance							
18.	Freedom to explore new teaching and learning methods	50	50	0	0	0	4.5
19.	Use of novel methods for assessing student performance.	33	50	17	0	0	4.2
20.	Provision for knowledge and domain expertise sharing among the staff members	33	67	0	0	0	4.3
Teachers are satisfied with the innovation acceptance.							

Research and Development							
21.	Department provides conducive environment for research and development	33	67	0	0	0	4.3
22.	The University offers adequate facilities for project and research	50	50	0	0	0	4.5
23.	Support for professional development (FDP, Foreign visit, Refreshers courses, research support) is provided	50	50	0	0	0	4.5
Teachers are satisfied in research and development.							
Administrative Support							
24.	The University authorities are approachable and accessible.	33	67	0	0	0	4.3
25.	The University promotes social welfare and environmental extension activities.	50	50	0	0	0	4.5
26.	Faculty are appropriately represented in the governing Bodies	50	33	0	17	0	4.2
27.	The University effectively addresses the redressal of grievances.	33	67	0	0	0	4.3
28.	Recognition/ Incentive/ appreciation are given for the contribution	17	50	33	0	0	3.8
Teachers are satisfied and anticipate recognition, Incentive and appreciation to be given for their academic contribution							

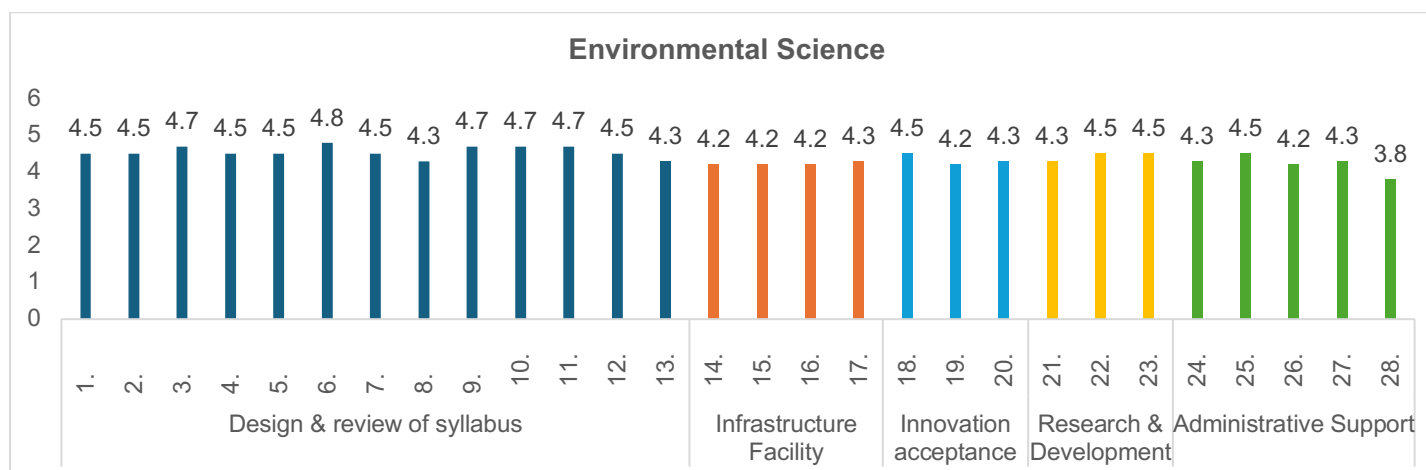


Table – 15: Department of Food Science and Nutrition*Total Number of Teachers: 06*

S.No	Questions	Strongly agree (%)	Agree (%)	Neither agree nor disagree (%)	Disagree (%)	Strongly disagree (%)	Mean score
Design and review of the syllabus							
1.	The Curriculum is based on the needs of the stakeholders	33	17	17	33	0	3.5
2.	The curriculum objectives are well defined	33	33	0	17	17	3.5
3.	The programme carries a sufficient number of Elective papers	33	50	0	17	0	4.0
4.	The curriculum has good academic flexibility	33	17	17	17	17	3.3
5.	Courses offered has a good balance between theory and application	33	33	0	17	17	3.5
6.	Course content fulfils the need of the students	33	17	17	33	0	3.5
7.	Internal and external examinations are linked to course learning outcomes	33	17	17	33	0	3.5
8.	Course contents are found to fill the skill gap among the learners	33	17	17	17	17	3.3
9.	The curriculum is designed to fulfil the local level requirement	33	33	0	33	0	3.7
10.	The curriculum is designed to fulfil the state-level requirement	33	33	17	17	0	3.8
11.	The curriculum is designed to fulfil the national level requirement	33	17	33	17	0	3.7
12.	The curriculum is designed to fulfil the international level requirement	33	17	17	33	0	3.5
13.	Opportunity to suggest new topics for a course	50	0	33	0	17	3.7
The teachers expected the design and review of the syllabi should cater to the requirement of all levels, providing new topics and academic flexibility.							
Infrastructure Facility							
14.	The classroom, laboratory, restroom and toilets are clean and well maintained.	50	33	0	17	0	4.2
15.	Clean drinking water is available.	50	50	0	0	0	4.5
16.	Laboratory and computer facilities are available for teaching experimental purposes.	33	33	0	17	17	3.5
17.	Documents, data, records and evidence are well maintained.	33	50	0	17	0	4.0
The teachers hope for labs and computer facilities available for teaching and experimental purpose to be improved							
Innovation Acceptance							
18.	Freedom to explore new teaching and learning methods	33	17	17	17	17	3.3

19.	Use of novel methods for assessing student performance	33	50	0	17	0	4.0
20.	Provision for knowledge and domain expertise sharing among the staff members	33	17	17	17	17	3.3
The teachers are content with the freedom and knowledge sharing in the new teaching and learning methods.							
Research and Development							
21.	Department provides conducive environment for research and development	33	17	0	33	17	3.2
22.	The University offers adequate facilities for project and research	33	17	17	33	0	3.5
23.	Support for professional development (FDP, Foreign visit, Refreshers courses, research support) is provided	17	67	17	0	0	4.0
The teachers seek more provisions with the conducive environment and adequate facilities provided for research and development							
Administrative Support							
24.	The University authorities are approachable and accessible.	33	33	33	0	0	4.0
25.	The University promotes social welfare and environmental extension activities.	50	50	0	0	0	4.5
26.	Faculty are appropriately represented in the governing Bodies	33	33	17	17	0	3.8
27.	The University effectively addresses the redressal of grievances.	33	33	17	17	0	3.8
28.	Recognition/ Incentive/ appreciation are given for the contribution	17	67	17	0	0	4.0
The teachers hope for appropriate representation in the governing bodies and seek effective redressal grievances							

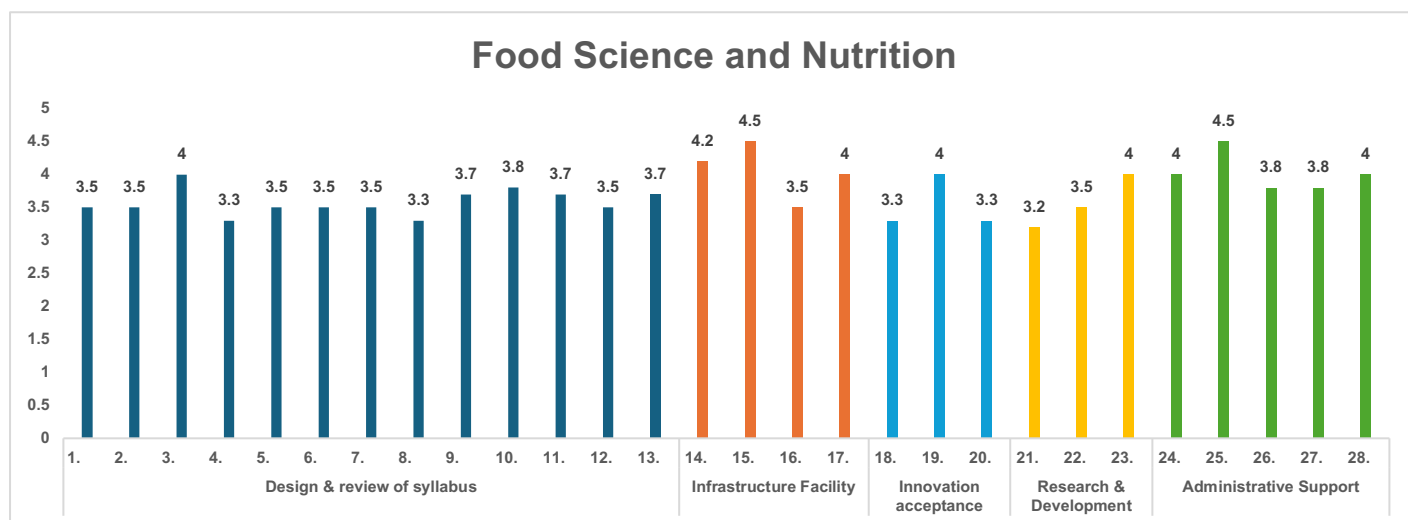


Table – 16: Department of Geology*Total Number of Teachers: 05*

S.No	Questions	Strongly agree (%)	Agree (%)	Neither agree nor disagree (%)	Disagree (%)	Strongly disagree (%)	Mean score
Design and review of the syllabus							
1.	The Curriculum is based on the needs of the stakeholders	20	60	0	20	0	3.8
2.	The curriculum objectives are well defined	20	60	0	20	0	3.8
3.	The programme carries a sufficient number of Elective papers	40	40	20	0	0	4.2
4.	The curriculum has good academic flexibility	60	0	20	20	0	4
5.	Courses offered has a good balance between theory and application	60	0	20	20	0	4
6.	Course content fulfils the need of the students	60	20	0	20	0	4.2
7.	Internal and external examinations are linked to course learning outcomes	40	40	20	0	0	4.2
8.	Course contents are found to fill the skill gap among the learners	40	40	20	0	0	4.2
9.	The curriculum is designed to fulfil the local level requirement	40	20	20	20	0	3.8
10.	The curriculum is designed to fulfil the state-level requirement	40	40	20	0	0	4.2
11.	The curriculum is designed to fulfil the national level requirement	40	40	0	0	20	3.8
12.	The curriculum is designed to fulfil the International level requirement	40	20	20	0	20	3.6
13.	Opportunity to suggest new topics for a course	20	40	40	0	0	3.8
The faculties are satisfied with the present design and review of the syllabi, however, hope for new concepts to be designed to fulfil global needs of the learner and stakeholders as well							
Infrastructure Facility							
14.	The classroom, laboratory, restroom and toilets are clean and well maintained.	20	40	20	20	0	3.6
15.	Clean drinking water is available.	20	60	0	0	20	3.6
16.	Laboratory and computer facilities are available for teaching experimental purposes.	40	20	40	0	0	4
17.	Documents, data, records and evidence are well maintained.	60	0	40	0	0	4.2
The teachers expected more facilities with the classrooms, labs, restrooms and drinking water available in their premises							
Innovation Acceptance							
18.	Freedom to explore new teaching and learning methods	60	20	20	0	0	4.4

19.	Use of novel methods for assessing student performance	40	40	0	20	0	4
20.	Provision for knowledge and domain expertise sharing among the staff members	40	40	20	0	0	4.2
The teachers are satisfied with the innovation acceptance.							
Research and Development							
21.	Department provides conducive environment for research and development	40	40	20	0	0	4.2
22.	The University offers adequate facilities for project and research	60	20	20	0	0	4.4
23.	Support for professional development (FDP, Foreign visit, Refreshers courses, research support) is provided	20	80	0	0	0	4.2
The teachers are content and satisfied with the facilities provided for research and development							
Administrative Support							
24.	The University authorities are approachable and accessible.	40	60	0	0	0	4.4
25.	The University promotes social welfare and environmental extension activities.	40	40	20	0	0	4.2
26.	Faculty are appropriately represented in the governing Bodies	60	20	20	0	0	4.4
27.	The University effectively addresses the redressal of grievances.	40	40	20	0	0	4.2
28.	Recognition/ Incentive/ appreciation are given for the contribution	20	40	20	20	0	3.6
The faculties expect recognition, incentive and appreciation for their academic contribution.							

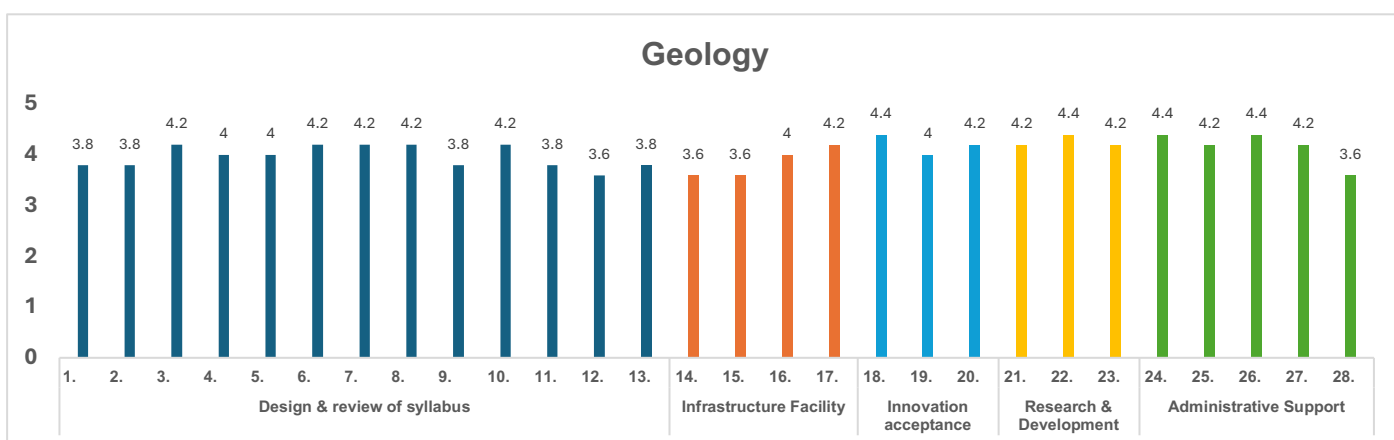


Table – 17: Department of History*Total Number of Teachers: 02*

S.No	Questions	Strongly agree (%)	Agree (%)	Neither agree nor disagree (%)	Disagree (%)	Strongly disagree (%)	Mean score
Design and review of the syllabus							
1.	The Curriculum is based on the needs of the stakeholders	50	50	0	0	0	4.5
2.	The curriculum objectives are well defined	100	0	0	0	0	5
3.	The programme carries a sufficient number of Elective papers	100	0	0	0	0	5
4.	The curriculum has good academic flexibility	100	0	0	0	0	5
5.	Courses offered has a good balance between theory and application	50	50	0	0	0	4.5
6.	Course content fulfils the need of the students	100	0	0	0	0	5
7.	Internal and external examinations are linked to course learning outcomes	100	0	0	0	0	5
8.	Course contents are found to fill the skill gap among the learners	50	50	0	0	0	4.5
9.	The curriculum is designed to fulfil the local level requirement	100	0	0	0	0	5
10.	The curriculum is designed to fulfil the state-level requirement	100	0	0	0	0	5
11.	The curriculum is designed to fulfil the national level requirement	100	0	0	0	0	5
12.	The curriculum is designed to fulfil the international level requirement	50	50	0	0	0	4.5
13.	Opportunity to suggest new topics for a course	100	0	0	0	0	5
The teachers are satisfied in the design and review of the syllabi							
Infrastructure Facility							
14.	The classroom, laboratory, restroom and toilets are clean and well maintained.	50	50	0	0	0	4.5
15.	Clean drinking water is available.	50	50	0	0	0	4.5
16.	Laboratory and computer facilities are available for teaching experimental purposes.	50	50	0	0	0	4.5
17.	Documents, data, records and evidence are well maintained.	50	50	0	0	0	4.5
The teachers are content with the infrastructure facilities available in the premises							
Innovation Acceptance							
18.	Freedom to explore new teaching and learning methods	100	0	0	0	0	5
19.	Use of novel methods for assessing student performance	50	50	0	0	0	4.5
20.	Provision for knowledge and domain expertise sharing among the staff members	50	50	0	0	0	4.5
The faculties are satisfied with the new teaching and learning methods in the innovation acceptance							

Research and Development							
21.	Department provides conducive environment for research and development	50	50	0	0	0	4.5
22.	The University offers adequate facilities for project and research	100	0	0	0	0	5
23.	Support for professional development (FDP, Foreign visit, Refreshers courses, research support) is provided	100	0	0	0	0	5
The faculties are satisfied with the research and development.							
Administrative Support							
24.	The University authorities are approachable and accessible.	100	0	0	0	0	5
25.	The University promotes social welfare and environmental extension activities.	100	0	0	0	0	5
26.	Faculty are appropriately represented in the governing Bodies	100	0	0	0	0	5
27.	The University effectively addresses the redressal of grievances.	100	0	0	0	0	5
28.	Recognition/ Incentive/ appreciation are given for the contribution	100	0	0	0	0	5
The faculties are highly satisfied with the administrative support and approachability.							

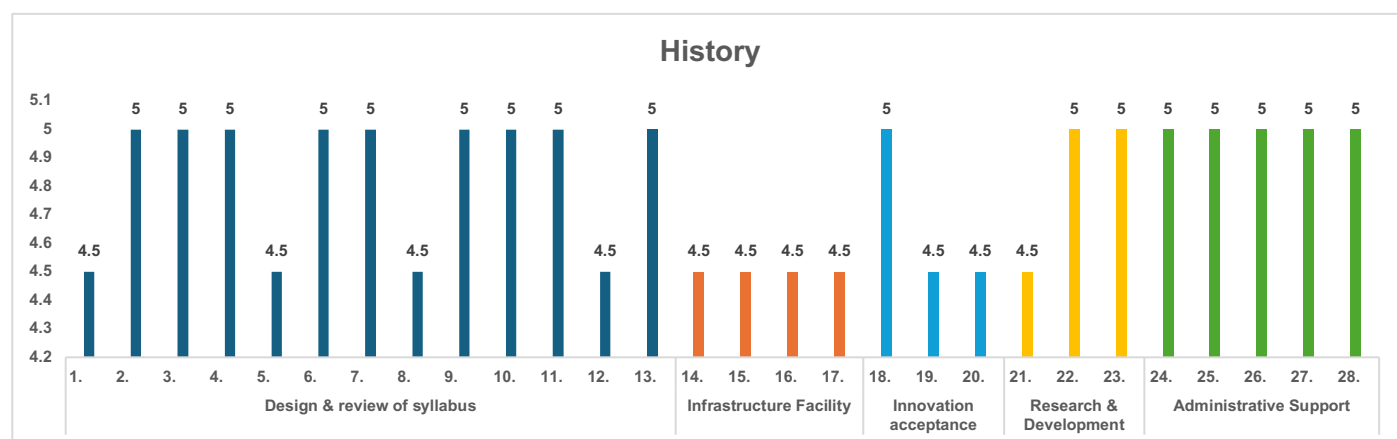


Table – 18: Department of Journalism and Mass Communication*Total Number of Teachers: 04*

S.No	Questions	Strongly agree (%)	Agree (%)	Neither agree nor disagree (%)	Disagree (%)	Strongly disagree (%)	Mean score
Design and review of the syllabus							
1.	The Curriculum is based on the needs of the stakeholders	75	25	0	0	0	4.75
2.	The curriculum objectives are well defined	75	25	0	0	0	4.75
3.	The programme carries a sufficient number of Elective papers	75	25	0	0	0	4.75
4.	The curriculum has good academic flexibility	75	25	0	0	0	4.75
5.	Courses offered has a good balance between theory and application	75	25	0	0	0	4.75
6.	Course content fulfils the need of the students	75	25	0	0	0	4.75
7.	Internal and external examinations are linked to course learning outcomes	75	25	0	0	0	4.75
8.	Course contents are found to fill the skill gap among the learners	50	50	0	0	0	4.5
9.	The curriculum is designed to fulfil the local level requirement	25	75	0	0	0	4.25
10.	The curriculum is designed to fulfil the state-level requirement	75	25	0	0	0	4.75
11.	The curriculum is designed to fulfil the national level requirement	75	25	0	0	0	4.75
12.	The curriculum is designed to fulfil the International level requirement	25	75	0	0	0	4.25
13.	Opportunity to suggest new topics for a course	25	75	0	0	0	4.25
The faculties are satisfied in the design of the curricula.							
Infrastructure Facility							
14.	The classroom, laboratory, restroom and toilets are clean and well maintained.	50	50	0	0	0	4.5
15.	Clean drinking water is available.	50	50	0	0	0	4.5
16.	Laboratory and computer facilities are available for teaching experimental purposes.	50	50	0	0	0	4.5
17.	Documents, data, records and evidence are well maintained.	75	25	0	0	0	4.75
The teachers are satisfied with the infrastructure facilities provided							
Innovation Acceptance							
18.	Freedom to explore new teaching and learning methods	75	25	0	0	0	4.75
19.	Use of novel methods for assessing student performance	75	25	0	0	0	4.75
20.	Provision for knowledge and domain expertise sharing among the staff members	75	25	0	0	0	4.75
The faculties are highly content with the finnovation acceptance							

Research and Development							
21.	Department provides conducive environment for research and development	75	25	0	0	0	4.75
22.	The University offers adequate facilities for project and research	100	0	0	0	0	5
23.	Support for professional development (FDP, Foreign visit, Refreshers courses, research support) is provided	100	0	0	0	0	5
The faculties are highly satisfied with the facilities offered for research and development							
Administrative Support							
24.	The University authorities are approachable and accessible.	75	25	0	0	0	4.75
25.	The University promotes social welfare and environmental extension activities.	75	25	0	0	0	4.75
26.	Faculty are appropriately represented in the governing Bodies	75	25	0	0	0	4.75
27.	The University effectively addresses the redressal of grievances.	75	25	0	0	0	4.75
28.	Recognition/ Incentive/ appreciation are given for the contribution	50	50	0	0	0	4.5
The faculties are content with the administrative support and accessibility							

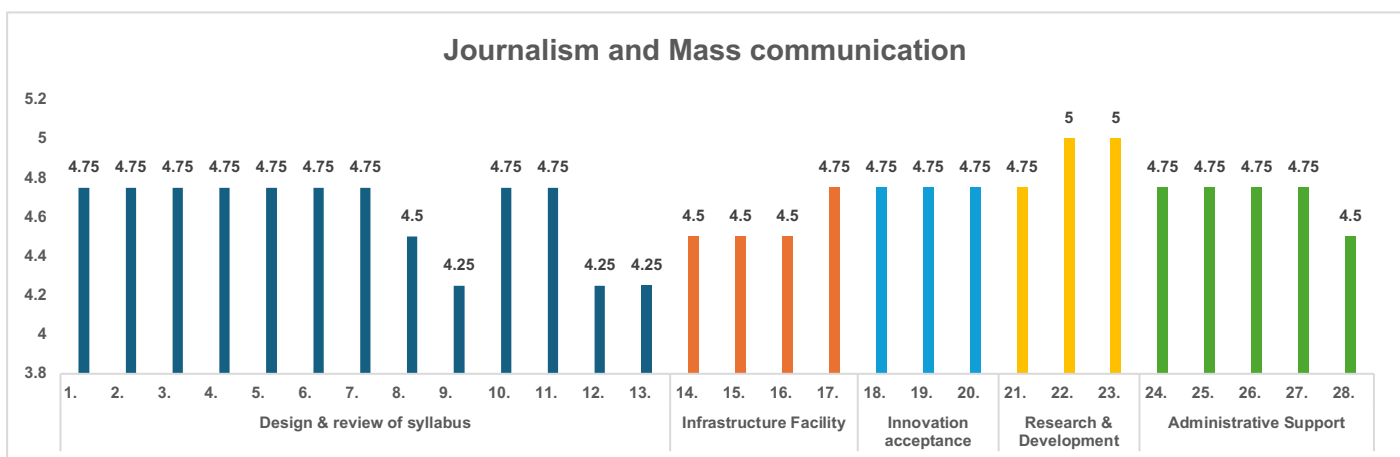


Table – 19: Department of Library Information Science*Total Number of Teachers: 05*

S.No	Questions	Strongly agree (%)	Agree (%)	Neither agree nor disagree (%)	Disagree (%)	Strongly disagree (%)	Mean score
Design and review of the syllabus							
1.	The Curriculum is based on the needs of the stakeholders	60	40	0	0	0	4.6
2.	The curriculum objectives are well defined	60	40	0	0	0	4.6
3.	The programme carries a sufficient number of Elective papers	60	40	0	0	0	4.6
4.	The curriculum has good academic flexibility	60	40	0	0	0	4.6
5.	Courses offered has a good balance between theory and application	80	20	0	0	0	4.8
6.	Course content fulfils the need of the students	60	40	0	0	0	4.6
7.	Internal and external examinations are linked to course learning outcomes	60	40	0	0	0	4.6
8.	Course contents are found to fill the skill gap among the learners	60	40	0	0	0	4.6
9.	The curriculum is designed to fulfil the local level requirement	60	40	0	0	0	4.6
10.	The curriculum is designed to fulfil the state-level requirement	60	40	0	0	0	4.6
11.	The curriculum is designed to fulfil the national level requirement	40	60	0	0	0	4.4
12.	The curriculum is designed to fulfil the international level requirement	20	80	0	0	0	4.2
13.	Opportunity to suggest new topics for a course	20	80	0	0	0	4.2
The teachers are satisfied and expected the design and review of the syllabi.							
Infrastructure Facility							
14.	The classroom, laboratory, restroom and toilets are clean and well maintained.	20	80	0	0	0	4.2
15.	Clean drinking water is available.	20	60	0	20	0	3.8
16.	Laboratory and computer facilities are available for teaching experimental purposes.	40	60	0	0	0	4.4
17.	Documents, data, records and evidence are well maintained.	60	40	0	0	0	4.6
The teachers expected clean drinking water available							
Innovation Acceptance							
18.	Freedom to explore new teaching and learning methods	40	60	0	0	0	4.4
19.	Use of novel methods for assessing student performance	20	80	0	0	0	4.2
20.	Provision for knowledge and domain expertise sharing among the staff members	40	60	0	0	0	4.4
The teachers are satisfied with the innovation acceptance.							

Research and Development							
21.	Department provides conducive environment for research and development	40	60	0	0	0	4.4
22.	The University offers adequate facilities for project and research	40	60	0	0	0	4.4
23.	Support for professional development (FDP, Foreign visit, Refreshers courses, research support) is provided	20	80	0	0	0	4.2
The teachers are satisfied with the research and development.							
Administrative Support							
24.	The University authorities are approachable and accessible.	40	60	0	0	0	4.4
25.	The University promotes social welfare and environmental extension activities.	40	60	0	0	0	4.4
26.	Faculty are appropriately represented in the governing Bodies	20	80	0	0	0	4.2
27.	The University effectively addresses the redressal of grievances.	20	80	0	0	0	4.2
28.	Recognition/ Incentive/ appreciation are given for the contribution	20	80	0	0	0	4.2
The teachers are satisfied by the support from the administration.							

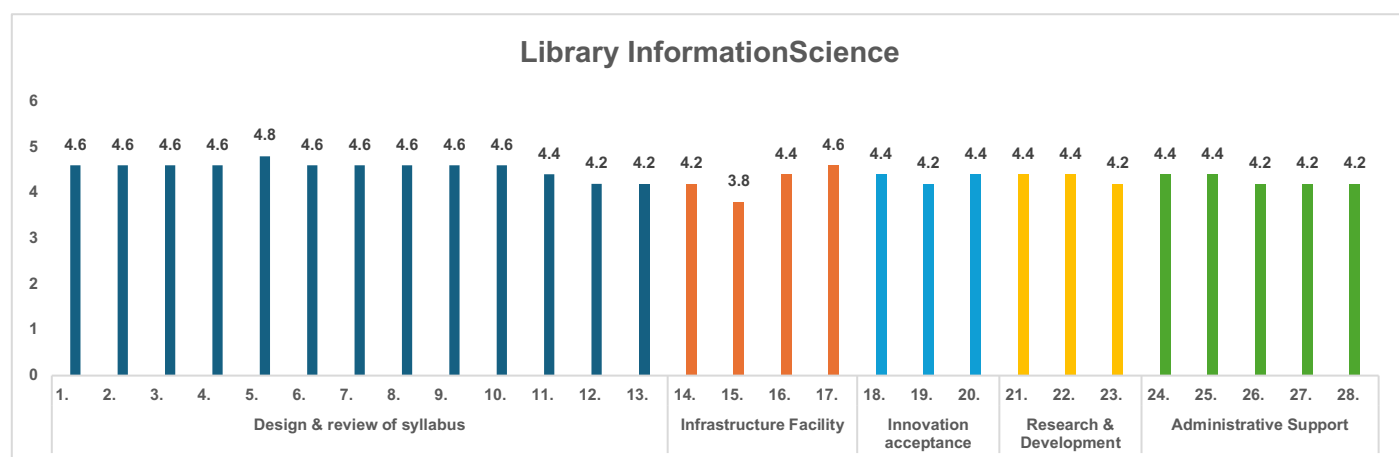


Table – 20: Department of Management Studies*Total Number of Teachers: 09*

S.No	Questions	Strongly agree (%)	Agree (%)	Neither agree nor disagree (%)	Disagree (%)	Strongly disagree (%)	Mean score
Design and review of the syllabus							
1.	The Curriculum is based on the needs of the stakeholders	78	22	0	0	0	4.8
2.	The curriculum objectives are well defined	67	33	0	0	0	4.7
3.	The programme carries a sufficient number of Elective papers	56	44	0	0	0	4.6
4.	The curriculum has good academic flexibility	67	33	0	0	0	4.7
5.	Courses offered has a good balance between theory and application	56	44	0	0	0	4.6
6.	Course content fulfils the need of the students	78	22	0	0	0	4.8
7.	Internal and external examinations are linked to course learning outcomes	67	33	0	0	0	4.7
8.	Course contents are found to fill the skill gap among the learners	78	22	0	0	0	4.8
9.	The curriculum is designed to fulfil the local level requirement	56	44	0	0	0	4.6
10.	The curriculum is designed to fulfil the state-level requirement	67	33	0	0	0	4.7
11.	The curriculum is designed to fulfil the national level requirement	78	22	0	0	0	4.8
12.	The curriculum is designed to fulfil the International level requirement	33	56	11	0	0	4.2
13.	Opportunity to suggest new topics for a course	44	45	0	11	0	4.2
The teachers are pleased with the design and review of the department							
Infrastructure Facility							
14.	The classroom, laboratory, restroom and toilets are clean and well maintained.	67	33	0	0	0	4.7
15.	Clean drinking water is available.	67	22	11	0	0	4.6
16.	Laboratory and computer facilities are available for teaching experimental purposes.	78	11	11	0	0	4.7
17.	Documents, data, records and evidence are well maintained.	56	44	0	0	0	4.6
The teachers are happy with the infrastructure Facility							
Innovation Acceptance							
18.	Freedom to explore new teaching and learning methods	67	33	0	0	0	4.7
19.	Use of novel methods for assessing student performance	67	33	0	0	0	4.7
20.	Provision for knowledge and domain expertise sharing among the staff members	44	56	0	0	0	4.4
The teachers are satisfied with the innovation acceptance.							

Research and Development							
21.	Department provides conducive environment for research and development	78	22	0	0	0	4.8
22.	The University offers adequate facilities for project and research	89	11	0	0	0	4.9
23.	Support for professional development (FDP, Foreign visit, Refreshers courses, research support) is provided	89	11	0	0	0	4.9
The teachers tremendously fulfilled by the research and development by the department							
Administrative Support							
24.	The University authorities are approachable and accessible.	67	33	0	0	0	4.7
25.	The University promotes social welfare and environmental extension activities.	78	22	0	0	0	4.8
26.	Faculty are appropriately represented in the governing Bodies	78	22	0	0	0	4.8
27.	The University effectively addresses the redressal of grievances.	56	44	0	0	0	4.6
28.	Recognition/ Incentive/ appreciation are given for the contribution	56	44	0	0	0	4.6
The teachers delighted by the administrative support							

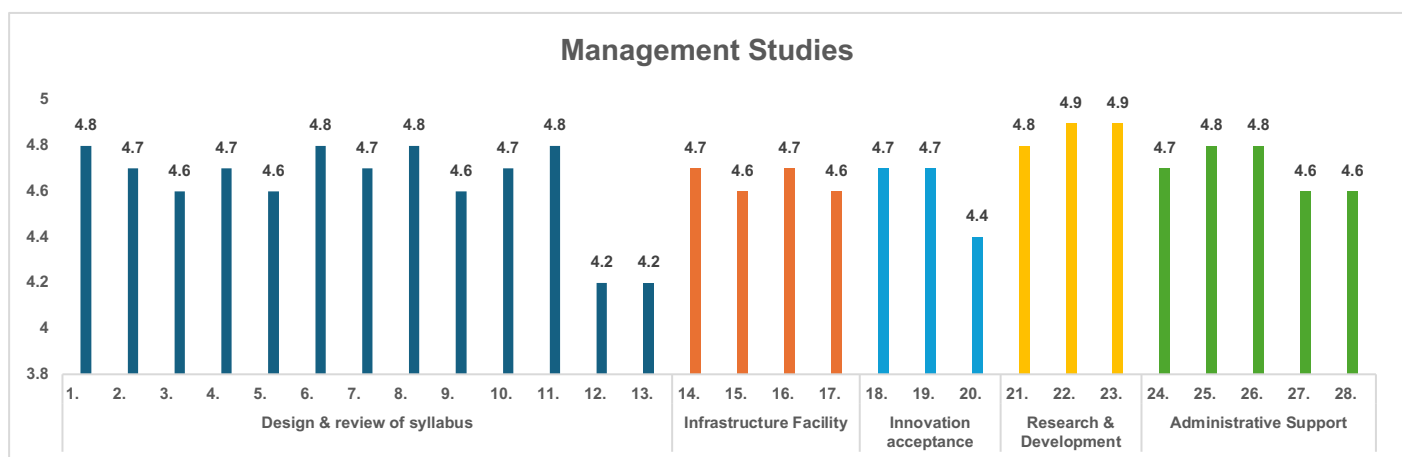


Table – 21:Department of Mathematics*Total Number of Teachers: 07*

S.No	Questions	Strongly agree (%)	Agree (%)	Neither agree nor disagree (%)	Disagree (%)	Strongly disagree (%)	Mean score
Design and review of the syllabus							
1.	The Curriculum is based on the needs of the stakeholders	57	43	0	0	0	4.6
2.	The curriculum objectives are well defined	86	14	0	0	0	4.9
3.	The programme carries a sufficient number of Elective papers	100	0	0	0	0	5.0
4.	The curriculum has good academic flexibility	86	14	0	0	0	4.9
5.	Courses offered has a good balance between theory and application	57	43	0	0	0	4.6
6.	Course content fulfils the need of the students	100	0	0	0	0	5.0
7.	Internal and external examinations are linked to course learning outcomes	86	14	0	0	0	4.9
8.	Course contents are found to fill the skill gap among the learners	43	57	0	0	0	4.4
9.	The curriculum is designed to fulfil the local level requirement	57	43	0	0	0	4.6
10.	The curriculum is designed to fulfil the state-level requirement	57	43	0	0	0	4.6
11.	The curriculum is designed to fulfil the national level requirement	57	43	0	0	0	4.6
12.	The curriculum is designed to fulfil the International level requirement	43	43	14	0	0	4.3
13.	Opportunity to suggest new topics for a course	57	43	0	0	0	4.6
The teachers are highly satisfied with the design of the syllabus							
Infrastructure Facility							
14.	The classroom, laboratory, restroom and toilets are clean and well maintained.	71	29	0	0	0	4.7
15.	Clean drinking water is available.	57	43	0	0	0	4.6
16.	Laboratory and computer facilities are available for teaching experimental purposes.	100	0	0	0	0	5.0
17.	Documents, data, records and evidence are well maintained.	100	0	0	0	0	5.0
The teachers are delighted with infrastructure facilities							
Innovation Acceptance							
18.	Freedom to explore new teaching and learning methods	86	14	0	0	0	4.9
19.	Use of novel methods for assessing student performance	100	0	0	0	0	5.0
20.	Provision for knowledge and domain expertise sharing among the staff members	71	29	0	0	0	4.7
The teachers are satisfied in innovation acceptance of the department .							

Research and Development							
21.	Department provides conducive environment for research and development	86	14	0	0	0	4.9
22.	The University offers adequate facilities for project and research	100	0	0	0	0	5.0
23.	Support for professional development (FDP, Foreign visit, Refreshers courses, research support) is provided	100	0	0	0	0	5.0
The teachers are highly delighted with the research and development							
Administrative Support							
24.	The University authorities are approachable and accessible.	100	0	0	0	0	5.0
25.	The University promotes social welfare and environmental extension activities.	100	0	0	0	0	5.0
26.	Faculty are appropriately represented in the governing Bodies	71	29	0	0	0	4.7
27.	The University effectively addresses the redressal of grievances.	71	29	0	0	0	4.7
28.	Recognition/ Incentive/ appreciation are given for the contribution	43	57	0	0	0	4.4
The teachers satisfied with the administrative support.							

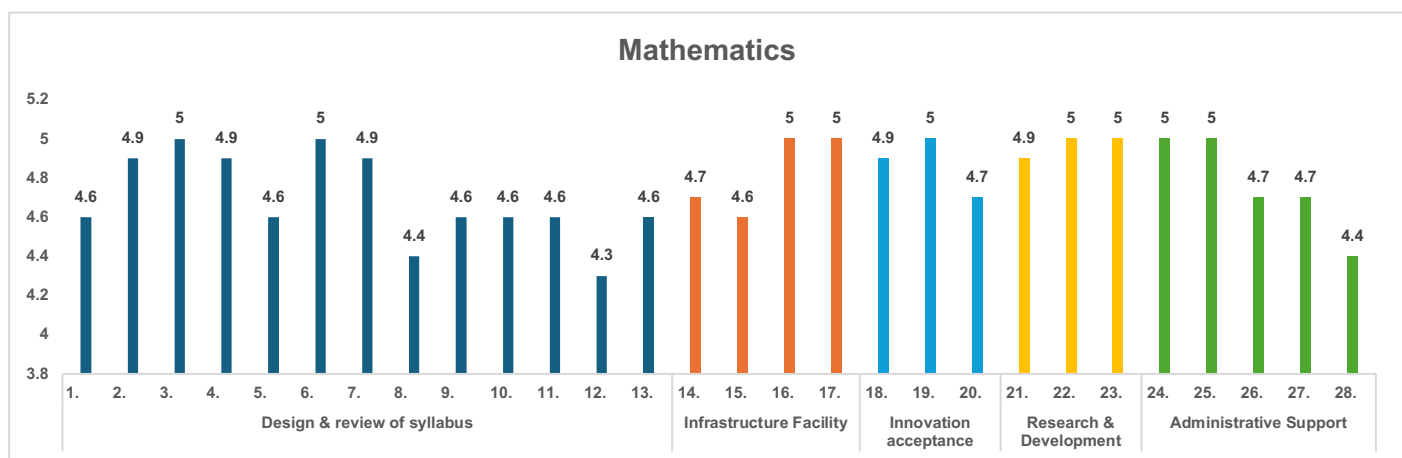


Table – 22: Department of Microbiology*Total Number of Teachers: 05*

S.No	Questions	Strongly agree (%)	Agree (%)	Neither agree nor disagree (%)	Disagree (%)	Strongly disagree (%)	Mean score
Design and review of the syllabus							
1.	The Curriculum is based on the needs of the stakeholders	60	40	0	0	0	4.6
2.	The curriculum objectives are well defined	100	0	0	0	0	5
3.	The programme carries a sufficient number of Elective papers	100	0	0	0	0	5
4.	The curriculum has good academic flexibility	60	40	0	0	0	4.6
5.	Courses offered has a good balance between theory and application	60	40	0	0	0	4.6
6.	Course content fulfils the need of the students	40	60	0	0	0	4.4
7.	Internal and external examinations are linked to course learning outcomes	60	40	0	0	0	4.6
8.	Course contents are found to fill the skill gap among the learners	60	40	0	0	0	4.6
9.	The curriculum is designed to fulfil the local level requirement	60	40	0	0	0	4.6
10.	The curriculum is designed to fulfil the state-level requirement	40	60	0	0	0	4.4
11.	The curriculum is designed to fulfil the national level requirement	60	40	0	0	0	4.6
12.	The curriculum is designed to fulfil the International level requirement	60	0	40	0	0	4.2
13.	Opportunity to suggest new topics for a course	40	60	0	0	0	4.4
The teachers are satisfied in the design of the curriculum							
Infrastructure Facility							
14.	The classroom, laboratory, restroom and toilets are clean and well maintained.	80	20	0	0	0	4.8
15.	Clean drinking water is available.	80	20	0	0	0	4.8
16.	Laboratory and computer facilities are available for teaching experimental purposes.	80	20	0	0	0	4.8
17.	Documents, data, records and evidence are well maintained.	60	40	0	0	0	4.6
The teachers are satisfied with the infrastructure provided.							
Innovation Acceptance							
18.	Freedom to explore new teaching and learning methods	80	20	0	0	0	4.8
19.	Use of novel methods for assessing student performance	80	20	0	0	0	4.8
20.	Provision for knowledge and domain expertise sharing among the staff members	80	20	0	0	0	4.8

The teachers satisfied with the innovation acceptance							
Research and Development							
21.	Department provides conducive environment for research and development	80	20	0	0	0	4.8
22.	The University offers adequate facilities for project and research	80	20	0	0	0	4.8
23.	Support for professional development (FDP, Foreign visit, Refreshers courses, research support) is provided	40	60	0	0	0	4.4
The teachers satisfied with the research and development							
Administrative Support							
24.	The University authorities are approachable and accessible.	80	20	0	0	0	4.8
25.	The University promotes social welfare and environmental extension activities.	80	20	0	0	0	4.8
26.	Faculty are appropriately represented in the governing Bodies	80	0	20	0	0	4.6
27.	The University effectively addresses the redressal of grievances.	80	20	0	0	0	4.8
28.	Recognition/ Incentive/ appreciation are given for the contribution	60	40	0	0	0	4.6
The teachers satisfied with the administrative support.							

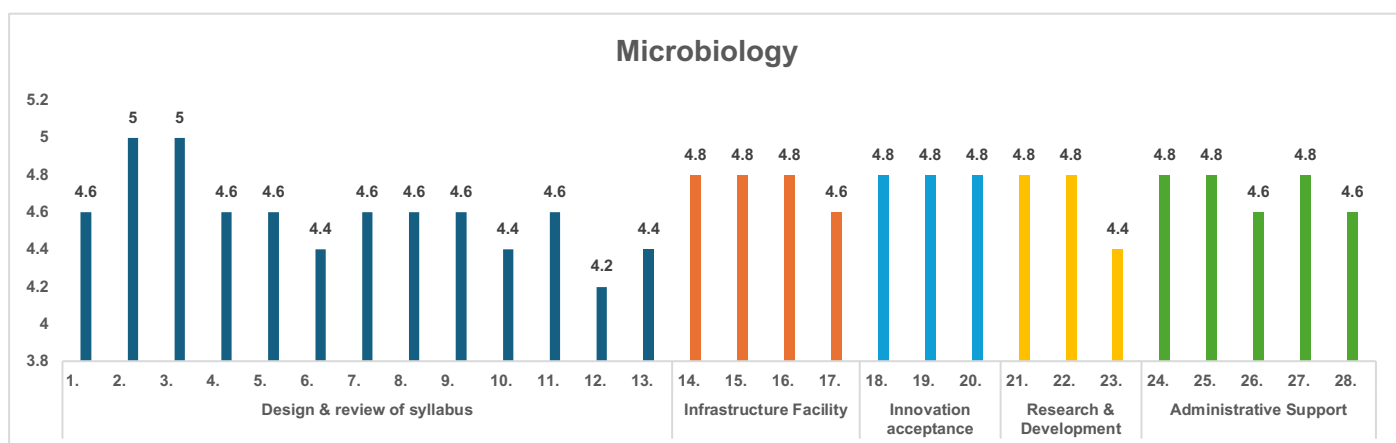


Table – 23: Department of Nutrition and Dietetics*Total Number of Teachers: 05*

S.No	Questions	Strongly agree (%)	Agree (%)	Neither agree nor disagree (%)	Disagree (%)	Strongly disagree (%)	Mean score
Design and review of the syllabus							
1.	The Curriculum is based on the needs of the stakeholders	40	60	0	0	0	4.4
2.	The curriculum objectives are well defined	60	40	0	0	0	4.6
3.	The programme carries a sufficient number of Elective papers	60	40	0	0	0	4.6
4.	The curriculum has good academic flexibility	60	40	0	0	0	4.6
5.	Courses offered has a good balance between theory and application	60	40	0	0	0	4.6
6.	Course content fulfils the need of the students	60	40	0	0	0	4.6
7.	Internal and external examinations are linked to course learning outcomes	60	40	0	0	0	4.6
8.	Course contents are found to fill the skill gap among the learners	60	40	0	0	0	4.6
9.	The curriculum is designed to fulfil the local level requirement	60	40	0	0	0	4.6
10.	The curriculum is designed to fulfil the state-level requirement	60	40	0	0	0	4.6
11.	The curriculum is designed to fulfil the national level requirement	60	40	0	0	0	4.6
12.	The curriculum is designed to fulfil the International level requirement	40	60	0	0	0	4.4
13.	Opportunity to suggest new topics for a course	60	40	0	0	0	4.6
The teachers are satisfied with the design and review of the syllabus							
Infrastructure Facility							
14.	The classroom, laboratory, restroom and toilets are clean and well maintained.	40	60	0	0	0	4.4
15.	Clean drinking water is available.	40	60	0	0	0	4.4
16.	Laboratory and computer facilities are available for teaching experimental purposes.	40	60	0	0	0	4.4
17.	Documents, data, records and evidence are well maintained.	40	60	0	0	0	4.4
The teachers are satisfied with the infrastructure facilities							
Innovation Acceptance							
18.	Freedom to explore new teaching and learning methods	40	60	0	0	0	4.4
19.	Use of novel methods for assessing student performance	20	80	0	0	0	4.2
20.	Provision for knowledge and domain expertise sharing among the staff members	40	60	0	0	0	4.4
The teachers are satisfied with the innovation acceptance.							

Research and Development							
21.	Department provides conducive environment for research and development	40	60	0	0	0	4.4
22.	The University offers adequate facilities for project and research	40	60	0	0	0	4.4
23.	Support for professional development (FDP, Foreign visit, Refreshers courses, research support) is provided	40	60	0	0	0	4.4
The teachers are satisfied with the overall performance by the department in research and development							
Administrative Support							
24.	The University authorities are approachable and accessible.	20	80	0	0	0	4.2
25.	The University promotes social welfare and environmental extension activities.	20	80	0	0	0	4.2
26.	Faculty are appropriately represented in the governing Bodies	20	80	0	0	0	4.2
27.	The University effectively addresses the redressal of grievances.	20	80	0	0	0	4.2
28.	Recognition/ Incentive/ appreciation are given for the contribution	20	80	0	0	0	4.2
The teachers are moderately satisfied with the administrative support							

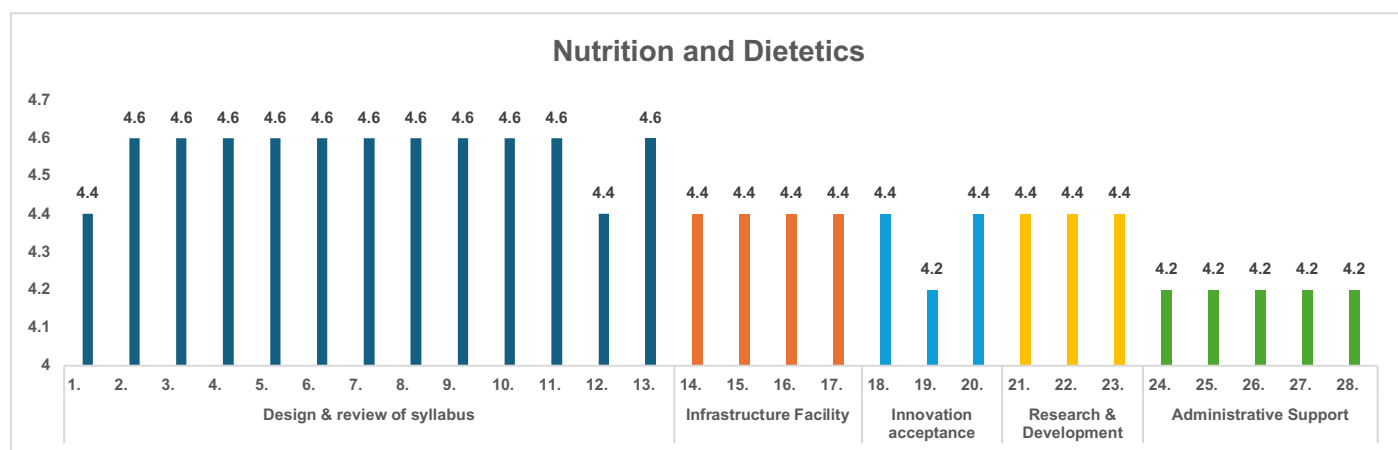


Table – 24:Department of Physics*Total Number of Teachers: 05*

S.No	Questions	Strongly agree (%)	Agree (%)	Neither agree nor disagree (%)	Disagree (%)	Strongly disagree (%)	Mean score
Design and review of the syllabus							
1.	The Curriculum is based on the needs of the stakeholders	60	40	0	0	0	4.6
2.	The curriculum objectives are well defined	60	40	0	0	0	4.6
3.	The programme carries a sufficient number of Elective papers	40	60	0	0	0	4.4
4.	The curriculum has good academic flexibility	40	60	0	0	0	4.4
5.	Courses offered has a good balance between theory and application	40	60	0	0	0	4.4
6.	Course content fulfils the need of the students	40	60	0	0	0	4.4
7.	Internal and external examinations are linked to course learning outcomes	60	40	0	0	0	4.6
8.	Course contents are found to fill the skill gap among the learners	40	60	0	0	0	4.4
9.	The curriculum is designed to fulfil the local level requirement	40	60	0	0	0	4.4
10.	The curriculum is designed to fulfil the state-level requirement	60	40	0	0	0	4.6
11.	The curriculum is designed to fulfil the national level requirement	60	40	0	0	0	4.6
12.	The curriculum is designed to fulfil the International level requirement	60	40	0	0	0	4.6
13.	Opportunity to suggest new topics for a course	40	60	0	0	0	4.4
The teachers are satisfied with the design of the syllabus .							
Infrastructure Facility							
14.	The classroom, laboratory, restroom and toilets are clean and well maintained.	60	20	20	0	0	4.4
15.	Clean drinking water is available.	100	0	0	0	0	5
16.	Laboratory and computer facilities are available for teaching experimental purposes.	80	0	20	0	0	4.6
17.	Documents, data, records and evidence are well maintained.	60	20	20	0	0	4.4
The teachers' are satisfied with the infrastructure facility.							
Innovation Acceptance							
18.	Freedom to explore new teaching and learning methods	40	40	20	0	0	4.2
19.	Use of novel methods for assessing student performance	40	40	20	0	0	4.2
20.	Provision for knowledge and domain expertise sharing among the staff members	60	40	0	0	0	4.6
The teachers are moderately satisfied with the innovatio acceptance.							

Research and Development							
21.	Department provides conducive environment for research and development	40	40	20	0	0	4.2
22.	The University offers adequate facilities for project and research	60	20	20	0	0	4.4
23.	Support for professional development (FDP, Foreign visit, Refreshers courses, research support) is provided	80	0	20	0	0	4.6
The faculties are satisfied with the research and development							
Administrative Support							
24.	The University authorities are approachable and accessible.	80	20	0	0	0	4.8
25.	The University promotes social welfare and environmental extension activities.	40	40	20	0	0	4.2
26.	Faculty are appropriately represented in the governing Bodies	80	20	0	0	0	4.8
27.	The University effectively addresses the redressal of grievances.	40	60	0	0	0	4.4
28.	Recognition/ Incentive/ appreciation are given for the contribution	60	40	0	0	0	4.6
The teachers satisfied with the administrative support.							

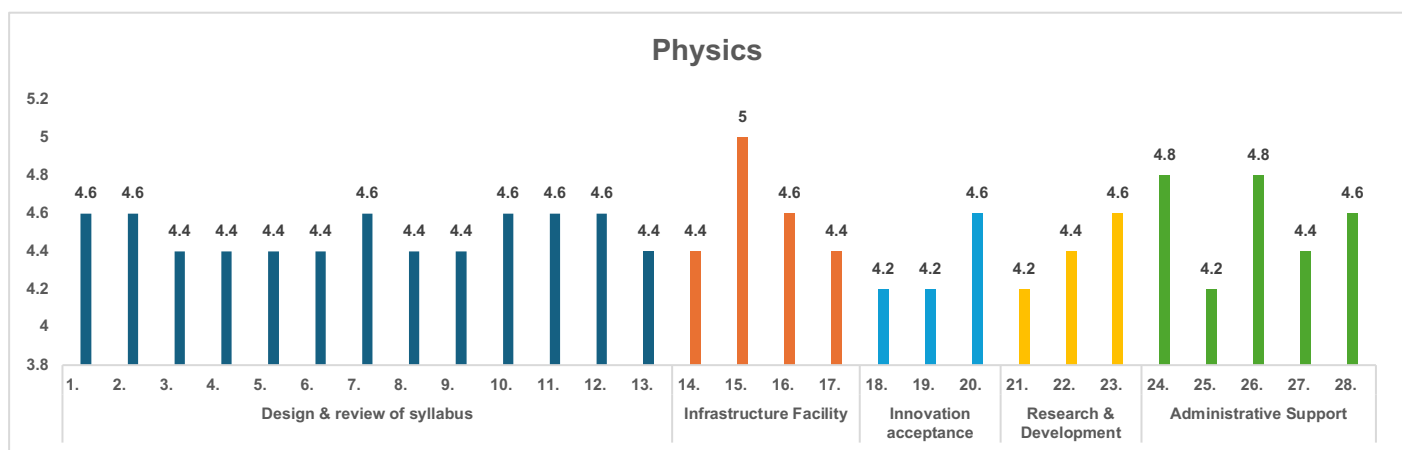


Table – 25: Department of Psychology*Total Number of Teachers: 06*

S.No	Questions	Strongly agree (%)	Agree (%)	Neither agree nor disagree (%)	Disagree (%)	Strongly disagree (%)	Mean score
Design and review of the syllabus							
1.	The Curriculum is based on the needs of the stakeholders	33	67	0	0	0	4.3
2.	The curriculum objectives are well defined	50	50	0	0	0	4.5
3.	The programme carries a sufficient number of Elective papers	50	50	0	0	0	4.5
4.	The curriculum has good academic flexibility	33	50	17	0	0	4.2
5.	Courses offered has a good balance between theory and application	50	50	0	0	0	4.5
6.	Course content fulfils the need of the students	33	67	0	0	0	4.3
7.	Internal and external examinations are linked to course learning outcomes	67	17	17	0	0	4.5
8.	Course contents are found to fill the skill gap among the learners	33	67	0	0	0	4.3
9.	The curriculum is designed to fulfil the local level requirement	17	50	17	17	0	3.7
10.	The curriculum is designed to fulfil the state-level requirement	17	83	0	0	0	4.2
11.	The curriculum is designed to fulfil the national level requirement	17	83	0	0	0	4.2
12.	The curriculum is designed to fulfil the International level requirement	33	67	0	0	0	4.3
13.	Opportunity to suggest new topics for a course	33	67	0	0	0	4.3
The faculties are satisfied and desired for local level requirement, based on the needs of the stakeholders.							
Infrastructure Facility							
14.	The classroom, laboratory, restroom and toilets are clean and well maintained.	50	33	17	0	0	4.3
15.	Clean drinking water is available.	50	50	0	0	0	4.5
16.	Laboratory and computer facilities are available for teaching experimental purposes.	67	17	17	0	0	4.5
17.	Documents, data, records and evidence are well maintained.	67	33	0	0	0	4.7
The teachers are satisfied with the infrastructure facility.							
Innovation Acceptance							
18.	Freedom to explore new teaching and learning methods	67	33	0	0	0	4.7
19.	Use of novel methods for assessing student performance	67	17	17	0	0	4.5
20.	Provision for knowledge and domain expertise sharing among the staff members	50	33	17	0	0	4.3
The teachers are satisfied with the innovation acceptance.							

Research and Development							
21.	Department provides conducive environment for research and development	50	50	0	0	0	4.5
22.	The University offers adequate facilities for project and research	50	33	17	0	0	4.3
23.	Support for professional development (FDP, Foreign visit, Refreshers courses, research support) is provided	67	33	0	0	0	4.7
The teachers are highly satisfied with the research and development							
Administrative Support							
24.	The University authorities are approachable and accessible.	50	50	0	0	0	4.5
25.	The University promotes social welfare and environmental extension activities.	50	50	0	0	0	4.5
26.	Faculty are appropriately represented in the governing Bodies	67	33	0	0	0	4.7
27.	The University effectively addresses the redressal of grievances.	33	33	33	0	0	4.0
28.	Recognition/ Incentive/ appreciation are given for the contribution	33	33	33	0	0	4.0
The faculties are moderately satisfied with the administrative support.							

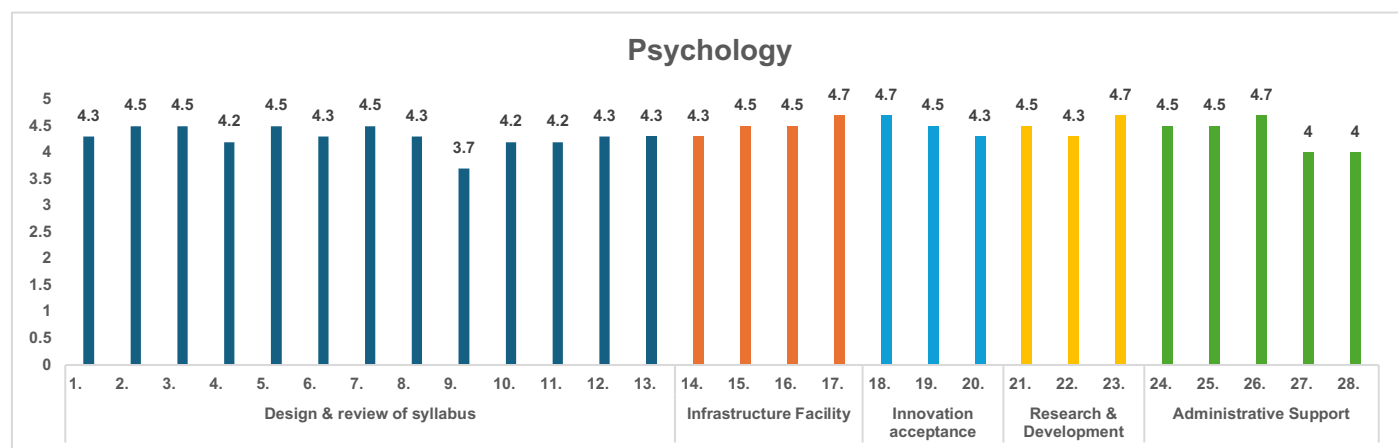


Table – 26: Department of Sociology*Total Number of Teachers: 04*

S.No	Questions	Strongly agree (%)	Agree (%)	Neither agree nor disagree (%)	Disagree (%)	Strongly disagree (%)	Mean score
Design and review of the syllabus							
1.	The Curriculum is based on the needs of the stakeholders	75	25	0	0	0	4.75
2.	The curriculum objectives are well defined	100	0	0	0	0	5
3.	The programme carries a sufficient number of Elective papers	100	0	0	0	0	5
4.	The curriculum has good academic flexibility	100	0	0	0	0	5
5.	Courses offered has a good balance between theory and application	50	50	0	0	0	4.5
6.	Course content fulfils the need of the students	75	25	0	0	0	4.75
7.	Internal and external examinations are linked to course learning outcomes	100	0	0	0	0	5
8.	Course contents are found to fill the skill gap among the learners	50	50	0	0	0	4.5
9.	The curriculum is designed to fulfil the local level requirement	75	25	0	0	0	4.75
10.	The curriculum is designed to fulfil the state-level requirement	75	25	0	0	0	4.75
11.	The curriculum is designed to fulfil the national level requirement	50	50	0	0	0	4.5
12.	The curriculum is designed to fulfil the International level requirement	0	100	0	0	0	4
13.	Opportunity to suggest new topics for a course	50	0	50	0	0	4
The teachers are satisfied with the design of the syllabus.							
Infrastructure Facility							
14.	The classroom, laboratory, restroom and toilets are clean and well maintained.	75	25	0	0	0	4.75
15.	Clean drinking water is available.	50	50	0	0	0	4.5
16.	Laboratory and computer facilities are available for teaching experimental purposes.	25	50	0	25	0	3.75
17.	Documents, data, records and evidence are well maintained.	50	50	0	0	0	4.5
The teachers looked for availability of laboratory and computer facilities for teaching experimental purposes.							
Innovation Acceptance							
18.	Freedom to explore new teaching and learning methods	75	25	0	0	0	4.75
19.	Use of novel methods for assessing student performance	75	25	0	0	0	4.75
20.	Provision for knowledge and domain expertise sharing among the staff members	75	25	0	0	0	4.75

The teachers are contented with the innovation acceptance provided.							
Research and Development							
21.	Department provides conducive environment for research and development	75	25	0	0	0	4.75
22.	The University offers adequate facilities for project and research	50	50	0	0	0	4.5
23.	Support for professional development (FDP, Foreign visit, Refreshers courses, research support) is provided	75	25	0	0	0	4.75
The teachers are satisfied with the research and development.							
Administrative Support							
24.	The University authorities are approachable and accessible.	50	50	0	0	0	4.5
25.	The University promotes social welfare and environmental extension activities.	50	50	0	0	0	4.5
26.	Faculty are appropriately represented in the governing Bodies	50	50	0	0	0	4.5
27.	The University effectively addresses the redressal of grievances.	50	50	0	0	0	4.5
28.	Recognition/ Incentive/ appreciation are given for the contribution	25	50	0	25	0	3.75
Teachers desired the Recognition, Incentive, appreciation for their academic contribution							

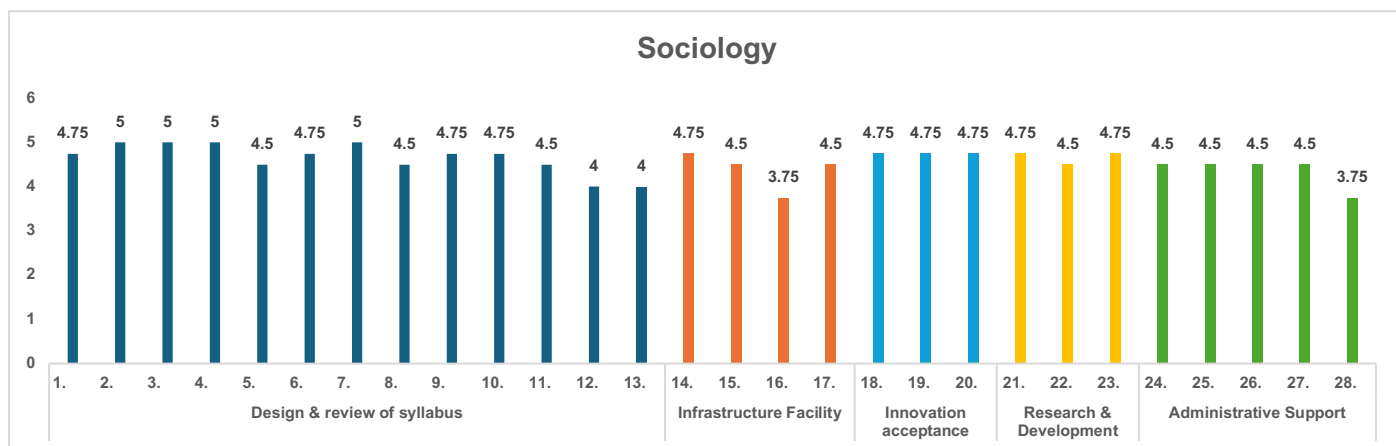


Table – 27:Department of Statistics*Total Number of Teachers: 05*

S.No	Questions	Strongly agree (%)	Agree (%)	Neither agree nor disagree (%)	Disagree (%)	Strongly disagree (%)	Mean score
Design and review of the syllabus							
1.	The Curriculum is based on the needs of the stakeholders	80	20	0	0	0	4.8
2.	The curriculum objectives are well defined	80	20	0	0	0	4.8
3.	The programme carries a sufficient number of Elective papers	60	40	0	0	0	4.6
4.	The curriculum has good academic flexibility	60	40	0	0	0	4.6
5.	Courses offered has a good balance between theory and application	40	60	0	0	0	4.4
6.	Course content fulfils the need of the students	60	40	0	0	0	4.6
7.	Internal and external examinations are linked to course learning outcomes	100	0	0	0	0	5
8.	Course contents are found to fill the skill gap among the learners	40	60	0	0	0	4.4
9.	The curriculum is designed to fulfil the local level requirement	40	60	0	0	0	4.4
10.	The curriculum is designed to fulfil the state-level requirement	40	60	0	0	0	4.4
11.	The curriculum is designed to fulfil the national level requirement	60	40	0	0	0	4.6
12.	The curriculum is designed to fulfil the International level requirement	40	60	0	0	0	4.4
13.	Opportunity to suggest new topics for a course	40	60	0	0	0	4.4
The teachers are satisfied with the design of the syllabus.							
Infrastructure Facility							
14.	The classroom, laboratory, restroom and toilets are clean and well maintained.	80	20	0	0	0	4.8
15.	Clean drinking water is available.	60	20	20	0	0	4.4
16.	Laboratory and computer facilities are available for teaching experimental purposes.	40	20	20	20	0	3.8
17.	Documents, data, records and evidence are well maintained.	100	0	0	0	0	5
The teachers desired laboratory and computer facilities for teaching and experimental purposes.							
Innovation Acceptance							
18.	Freedom to explore new teaching and learning methods	60	40	0	0	0	4.6
19.	Use of novel methods for assessing student performance	20	80	0	0	0	4.2
20.	Provision for knowledge and domain expertise sharing among the staff members	20	80	0	0	0	4.2
The teachers are delighted with the innovation acceptance.							

Research and Development							
21.	Department provides conducive environment for research and development	40	60	0	0	0	4.4
22.	The University offers adequate facilities for project and research	60	20	20	0	0	4.4
23.	Support for professional development (FDP, Foreign visit, Refreshers courses, research support) is provided	40	60	0	0	0	4.4
The teachers are satisfied with the facilities provided for research and development							
Administrative Support							
24.	The University authorities are approachable and accessible.	40	40	20	0	0	4.2
25.	The University promotes social welfare and environmental extension activities.	80	20	0	0	0	4.8
26.	Faculty are appropriately represented in the governing Bodies	40	40	20	0	0	4.2
27.	The University effectively addresses the redressal of grievances.	40	40	0	20	0	4
28.	Recognition/ Incentive/ appreciation are given for the contribution	20	40	20	20	0	3.6
Teachers are desired for Recognition, Incentive, appreciation for the academic contribution and administrative support.							

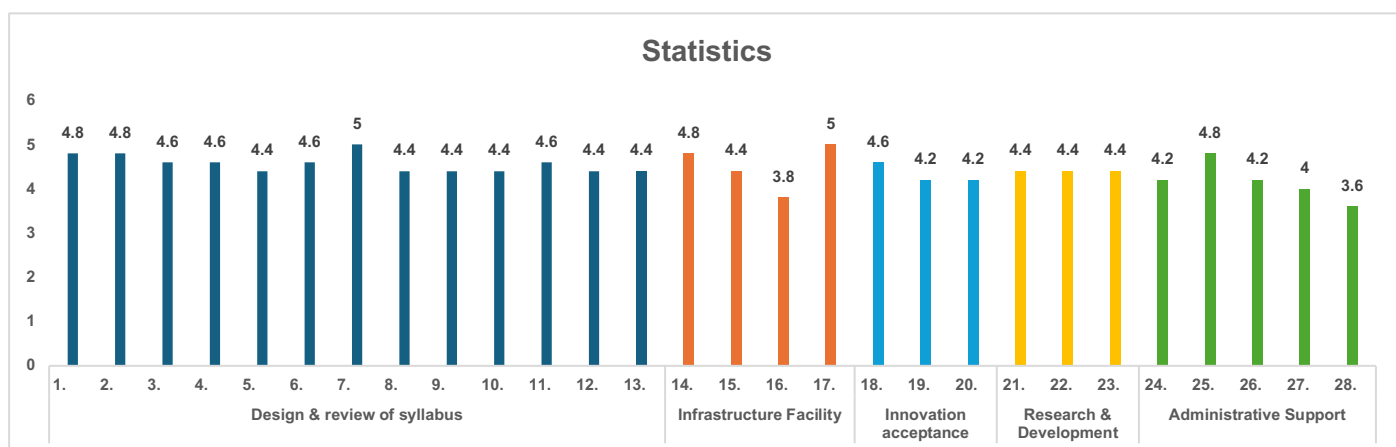


Table – 28:Department of Tamil*Total Number of Teachers: 06*

S.No	Questions	Strongly agree (%)	Agree (%)	Neither agree nor disagree (%)	Disagree (%)	Strongly disagree (%)	Mean score
Design and review of the syllabus							
1.	The Curriculum is based on the needs of the stakeholders	100	0	0	0	0	5.0
2.	The curriculum objectives are well defined	83	17	0	0	0	4.8
3.	The programme carries a sufficient number of Elective papers	83	17	0	0	0	4.8
4.	The curriculum has good academic flexibility	83	17	0	0	0	4.8
5.	Courses offered has a good balance between theory and application	83	17	0	0	0	4.8
6.	Course content fulfils the need of the students	100	0	0	0	0	5.0
7.	Internal and external examinations are linked to course learning outcomes	100	0	0	0	0	5.0
8.	Course contents are found to fill the skill gap among the learners	83	17	0	0	0	4.8
9.	The curriculum is designed to fulfil the local level requirement	67	33	0	0	0	4.7
10.	The curriculum is designed to fulfil the state-level requirement	100	0	0	0	0	5.0
11.	The curriculum is designed to fulfil the national level requirement	100	0	0	0	0	5.0
12.	The curriculum is designed to fulfil the International level requirement	50	50	0	0	0	4.5
13.	Opportunity to suggest new topics for a course	67	33	0	0	0	4.7
The teachers are satisfied with the design and review of the syllabus.							
Infrastructure Facility							
14.	The classroom, laboratory, restroom and toilets are clean and well maintained.	83	17	0	0	0	4.8
15.	Clean drinking water is available.	100	0	0	0	0	5.0
16.	Laboratory and computer facilities are available for teaching experimental purposes.	50	50	0	0	0	4.5
17.	Documents, data, records and evidence are well maintained.	67	33	0	0	0	4.7
The teachers are satisfied with the infrastructure facility.							
Innovation Acceptance							
18.	Freedom to explore new teaching and learning methods	83	17	0	0	0	4.8
19.	Use of novel methods for assessing student performance	83	0	17	0	0	4.7
20.	Provision for knowledge and domain expertise sharing among the staff members	83	17	0	0	0	4.8
The teachers are satisfied in the innovation acceptance							

Research and Development							
21.	Department provides conducive environment for research and development	67	17	17	0	0	4.5
22.	The University offers adequate facilities for project and research	67	33	0	0	0	4.7
23.	Support for professional development (FDP, Foreign visit, Refreshers courses, research support) is provided	67	33	0	0	0	4.7
The faculties are satisfied in the research and development							
Administrative Support							
24.	The University authorities are approachable and accessible.	67	33	0	0	0	4.7
25.	The University promotes social welfare and environmental extension activities.	83	0	17	0	0	4.7
26.	Faculty are appropriately represented in the governing Bodies	83	17	0	0	0	4.8
27.	The University effectively addresses the redressal of grievances.	67	17	17	0	0	4.5
28.	Recognition/ Incentive/ appreciation are given for the contribution	50	33	17	0	0	4.3
The teachers are satisfied with the administrative support.							

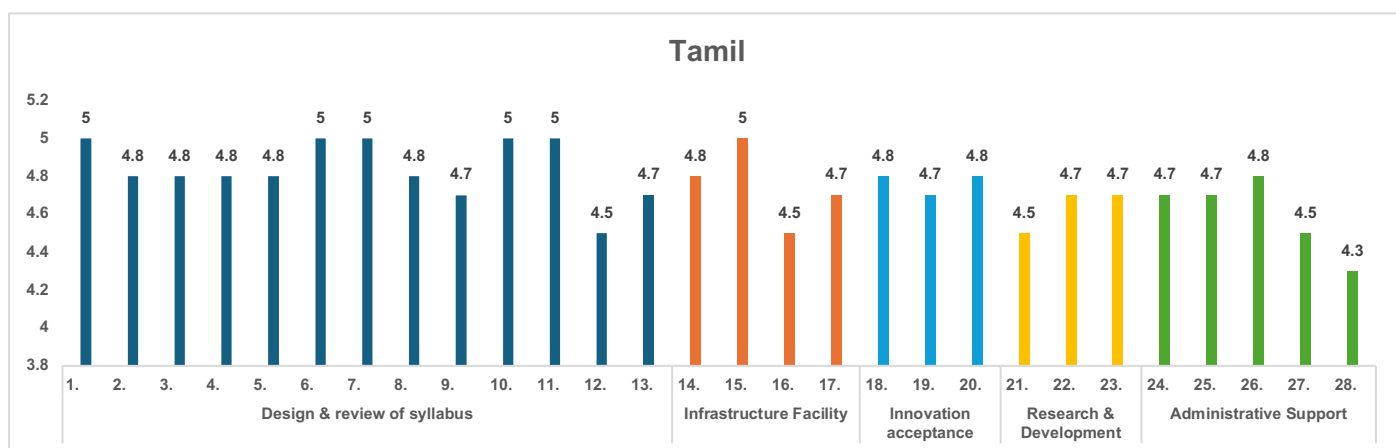


Table – 29: Department of Textiles And Apparel Design*Total Number of Teachers: 05*

S.No	Questions	Strongly agree (%)	Agree (%)	Neither agree nor disagree (%)	Disagree (%)	Strongly disagree (%)	Mean score
Design and review of the syllabus							
1.	The Curriculum is based on the needs of the stakeholders	80	20	0	0	0	4.8
2.	The curriculum objectives are well defined	80	20	0	0	0	4.8
3.	The programme carries a sufficient number of Elective papers	80	20	0	0	0	4.8
4.	The curriculum has good academic flexibility	80	20	0	0	0	4.8
5.	Courses offered has a good balance between theory and application	80	20	0	0	0	4.8
6.	Course content fulfils the need of the students	60	40	0	0	0	4.6
7.	Internal and external examinations are linked to course learning outcomes	80	20	0	0	0	4.8
8.	Course contents are found to fill the skill gap among the learners	60	40	0	0	0	4.6
9.	The curriculum is designed to fulfil the local level requirement	80	20	0	0	0	4.8
10.	The curriculum is designed to fulfil the state-level requirement	80	20	0	0	0	4.8
11.	The curriculum is designed to fulfil the national level requirement	80	20	0	0	0	4.8
12.	The curriculum is designed to fulfil the International level requirement	60	40	0	0	0	4.6
13.	Opportunity to suggest new topics for a course	80	20	0	0	0	4.8
The teachers are satisfied with the design and review of the syllabus.							
Infrastructure Facility							
14.	The classroom, laboratory, restroom and toilets are clean and well maintained.	80	20	0	0	0	4.8
15.	Clean drinking water is available.	60	40	0	0	0	4.6
16.	Laboratory and computer facilities are available for teaching experimental purposes.	80	20	0	0	0	4.8
17.	Documents, data, records and evidence are well maintained.	60	40	0	0	0	4.6
The faculties are satisfied with the infrastructure facility.							
Innovation Acceptance							
18.	Freedom to explore new teaching and learning methods	100	0	0	0	0	5.0
19.	Use of novel methods for assessing student performance	80	20	0	0	0	4.8
20.	Provision for knowledge and domain expertise sharing among the staff members	60	40	0	0	0	4.6
The teachers are satisfied in the innovation acceptance							

Research and Development							
21.	Department provides conducive environment for research and development	60	40	0	0	0	4.6
22.	The University offers adequate facilities for project and research	60	40	0	0	0	4.6
23.	Support for professional development (FDP, Foreign visit, Refreshers courses, research support) is provided	60	40	0	0	0	4.6
The faculties are satisfied with the facilities provided for research and development							
Administrative Support							
24.	The University authorities are approachable and accessible.	60	40	0	0	0	4.6
25.	The University promotes social welfare and environmental extension activities.	60	40	0	0	0	4.6
26.	Faculty are appropriately represented in the governing Bodies	60	40	0	0	0	4.6
27.	The University effectively addresses the redressal of grievances.	40	60	0	0	0	4.4
28.	Recognition/ Incentive/ appreciation are given for the contribution	60	40	0	0	0	4.6
The teachers are satisfied with the administrative support.							

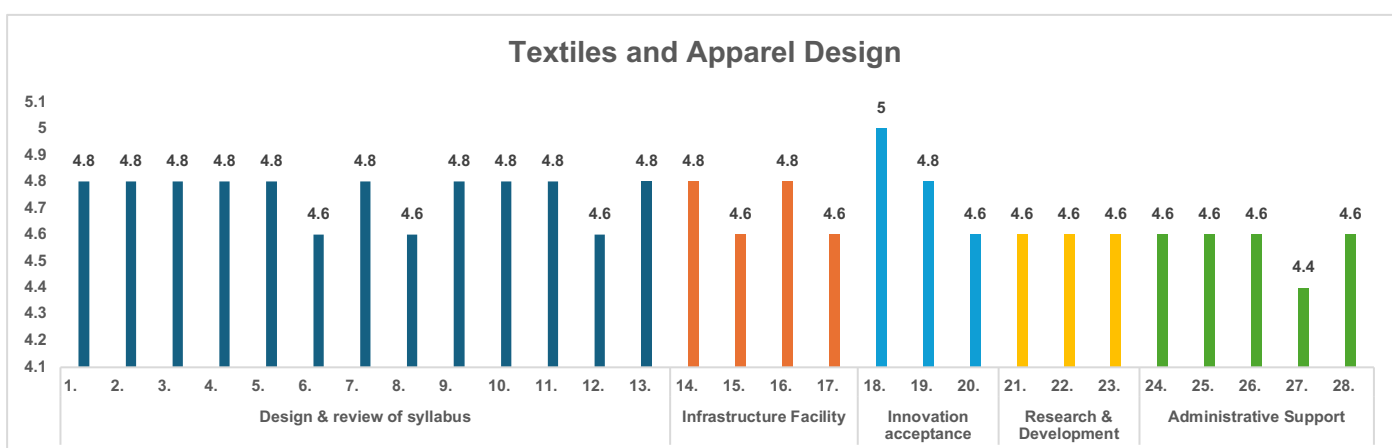
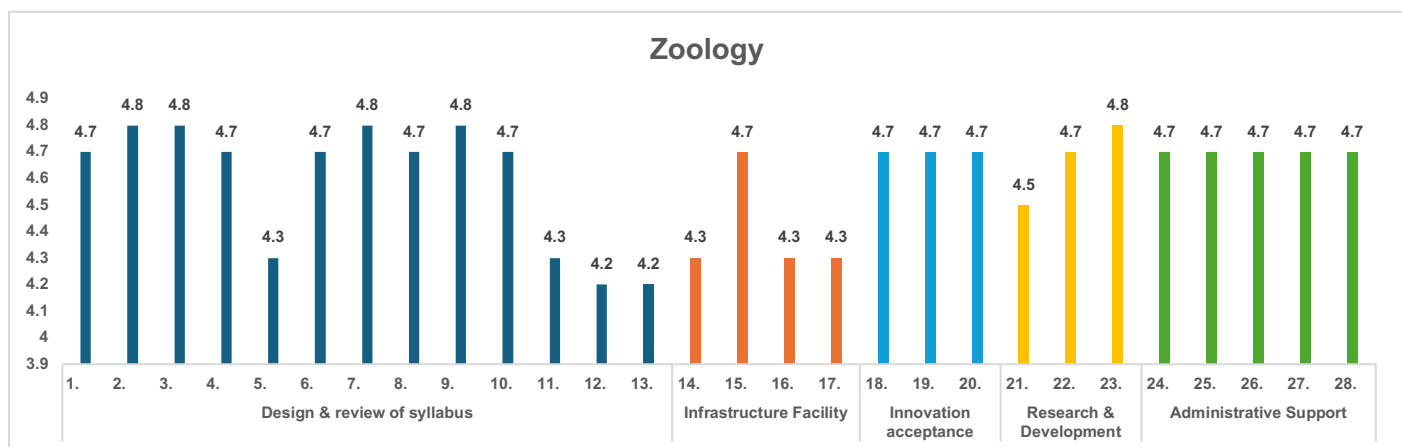


Table – 30:Department of Zoology*Total Number of Teachers: 06*

S.No	Questions	Strongly agree (%)	Agree (%)	Neither agree nor disagree (%)	Disagree (%)	Strongly disagree (%)	Mean score
Design and review of the syllabus							
1.	The Curriculum is based on the needs of the stakeholders	67	33	0	0	0	4.7
2.	The curriculum objectives are well defined	83	17	0	0	0	4.8
3.	The programme carries a sufficient number of Elective papers	83	17	0	0	0	4.8
4.	The curriculum has good academic flexibility	67	33	0	0	0	4.7
5.	Courses offered has a good balance between theory and application	33	67	0	0	0	4.3
6.	Course content fulfils the need of the students	67	33	0	0	0	4.7
7.	Internal and external examinations are linked to course learning outcomes	83	17	0	0	0	4.8
8.	Course contents are found to fill the skill gap among the learners	67	33	0	0	0	4.7
9.	The curriculum is designed to fulfil the local level requirement	83	17	0	0	0	4.8
10.	The curriculum is designed to fulfil the state-level requirement	67	33	0	0	0	4.7
11.	The curriculum is designed to fulfil the national level requirement	33	67	0	0	0	4.3
12.	The curriculum is designed to fulfil the International level requirement	17	83	0	0	0	4.2
13.	Opportunity to suggest new topics for a course	50	17	33	0	0	4.2
The teachers are satisfied, with the design of the syllabus.							
Infrastructure Facility							
14.	The classroom, laboratory, restroom and toilets are clean and well maintained.	50	33	17	0	0	4.3
15.	Clean drinking water is available.	67	33	0	0	0	4.7
16.	Laboratory and computer facilities are available for teaching experimental purposes.	50	33	17	0	0	4.3
17.	Documents, data, records and evidence are well maintained.	50	33	17	0	0	4.3
The teachers satisfied with the infrastructure facility.							
Innovation Acceptance							
18.	Freedom to explore new teaching and learning methods	67	33	0	0	0	4.7
19.	Use of novel methods for assessing student performance	67	33	0	0	0	4.7
20.	Provision for knowledge and domain expertise sharing among the staff members	67	33	0	0	0	4.7
The teachers are satisfied with the provision available in the innovation acceptance							

Research and Development							
21.	Department provides conducive environment for research and development	50	50	0	0	0	4.5
22.	The University offers adequate facilities for project and research	67	33	0	0	0	4.7
23.	Support for professional development (FDP, Foreign visit, Refreshers courses, research support) is provided	83	17	0	0	0	4.8
The teachers are delighted with the research and development							
Administrative Support							
24.	The University authorities are approachable and accessible.	67	33	0	0	0	4.7
25.	The University promotes social welfare and environmental extension activities.	67	33	0	0	0	4.7
26.	Faculty are appropriately represented in the governing Bodies	67	33	0	0	0	4.7
27.	The University effectively addresses the redressal of grievances.	67	33	0	0	0	4.7
28.	Recognition/ Incentive/ appreciation are given for the contribution	67	33	0	0	0	4.7
The teachers are satisfied with the administrative support provided in the premises							




Stakeholders Feedback Analysis Report – Action Taken Report 2023-24

Teachers Feedback Analysis: Action Taken Report

Observation	Action Taken
Most of the teachers expect the syllabi should cater to the requirement of local, national and international providing new topics for the learners and stakeholders.	The University updates syllabi to meet local and global needs, incorporating current trends and collaborating with industry experts to provide students with practical, relevant knowledge.
The teachers desired to carry sufficient number of elective papers, good academic flexibility, balance between theory and application and new topics in the syllabus.	Based on teacher feedback, the university added elective papers, balancing theory and practice while updating content to align with current trends and student interests.
Most of the teachers are contented with the facilities provided for research and development. However, they also seek more provisions, conducive environment and adequate facilities in the research and development.	The administration is taking proactive steps to improve the working environment of the Periyar University through many initiative (green campus, electric vehicle, etc.,).
The teaching fraternities are content with the administrative support, however, they expect appropriate representation in the governing bodies and desire for University effectively addresses the redressal of grievances, also seek recognition, incentive and appreciation for their academic contribution.	The university acknowledges faculty satisfaction with administration while improving their representation in governance. Steps include better grievance resolution and recognition of academic contributions through awards and promotions.
The faculties expected to have good drinking water amidst their ambience. And also, classroom, laboratory, restroom and toilets are to be cleaned and well maintained. Expect the availability of Laboratory and computer facilities for teaching experimental purposes. Documents, data, records and evidence are to be well maintained.	The university upgraded faculty amenities with clean water, maintained facilities, improved laboratories and computers, and implemented proper documentation systems for better teaching quality.


Execution In- charge


Registrar
REGISTRAR
PERIYAR UNIVERSITY
SALEM-636 011.


Director - IQAC
DIRECTOR
IQAC