


**STAKEHOLDERS FEEDBACK
ANALYSIS REPORT
STUDENTS FEEDBACK
(2023-24)**



**PERIYAR UNIVERSITY
SALEM**

Table of Contents

<i>Table – 1:Questions asked</i>	2
<i>Table – 2:Distribution of responses from Students (2023-2024)</i>	4
<i>Table – 3:Student response distribution in percent (2023-2024)</i>	5
<i>Table – 4:Department of Biochemistry</i>	7
<i>Table – 5:Department of Bio Technology</i>	9
<i>Table – 6: Department of Botany</i>	11
<i>Table – 7:Department of Chemistry</i>	13
<i>Table – 8:Department of Commerce</i>	15
<i>Table – 9:Department of Computer Science</i>	17
<i>Table – 10: Department of Economics</i>	19
<i>Table – 11:Department of Education</i>	21
<i>Table – 12:Department of Energy Science</i>	23
<i>Table – 13:Department of English</i>	25
<i>Table – 14:Department of Environmental Science</i>	27
<i>Table – 15:Department of Food Science and Nutrition</i>	29
<i>Table – 16:Department of Geology</i>	31
<i>Table – 17:Department of History</i>	33
<i>Table – 18:Department of Journalism and Mass Communication</i>	35
<i>Table – 19: Department of Library and Information Science</i>	37
<i>Table – 20: Department of Management Studies</i>	39
<i>Table – 21:Department of Mathematics</i>	41
<i>Table – 22: Department of Microbiology</i>	43
<i>Table – 23: Department of Nutrition and Dietetics</i>	45
<i>Table – 24:Department of Physics</i>	47
<i>Table – 25: Department of Psychology</i>	49
<i>Table – 26:Department of Sociology</i>	51
<i>Table – 27:Department of Statistics</i>	53
<i>Table – 28:Department of Tamil</i>	55
<i>Table – 29: Department of Textiles and Apparel Design</i>	57
<i>Table – 30:Department of Zoology</i>	59
STUDENTS FEEDBACK ANALYSIS REPORT	61

FEEDBACK FROM STUDENTS

The internal quality assurance cell (IQAC) of Periyar University collects feedback from students on design and review of the syllabus, academic teaching and learning facilities, campus facilities and extension activities of the University. The rating scale is fixed as strongly agree, agree, neither agree nor disagree, disagree and strongly disagree. A total of 1782 students have given their feedback. This report presents the list of questions, department wise analysis and overall analysis.

Year	Number of Students
2023-2024	1782

Number of
feedbacks
received

Table – 1: Questions asked

S.no	Questions	Metrics
1.	Fundamentals Learned the Fundamental concepts and theories	Design and Review of the Syllabus
2.	Entrepreneurial courses The curriculum provides the opportunity to become an entrepreneur or work as a freelancer.	
3.	Industry oriented The depth of the syllabus meets the industry/current requirements	
4.	Job prospective Existing curricula offer a lot of job opportunities	
5.	Skill development Acquired relevant practical skills	
6.	Research aptitude Enhances research aptitude	
7.	Value-based education Curriculum inculcates value-based education	
8.	Value-added courses Value-added courses are offered beyond the curriculum for better placements	
9.	Self-learning contents Courses contain self- learning contents	
10.	Electives Electives are offered with many optional courses	
11.	New development Courses are updated to reflect new developments in your field of study.	
12.	Project/fieldwork/internship The curriculum has mandatory project/fieldwork/internship	
13.	Social responsibility The curriculum includes courses that promote social responsibility and community engagement	
14.	Supportive courses	

	The supportive courses from other departments are useful and effective	
15.	Environment and sustainability Courses address the crosscutting issues such as environment and sustainability	
16.	Reference books Recent textbooks and reference books are recommended in the curriculum	
17.	Life skills Course contents focus on life skills such as communication skills, professional skills, leadership, management skills, and human values	
18.	Coverage of syllabus The courses are covered in time	Academic, Teaching and Learning facilities
19.	Teaching methods Adopting different methods of teaching	
20.	Laboratory facilities Laboratory facilities are well provided	
21.	ICT tools ICT tools like University LMS, Google classrooms, projectors, smart boards, etc. are used for teaching, learning and evaluation	
22.	Mentoring Teacher guidance and counselling are effective	
23.	Faculty-student relationship Faculty maintains a cordial relationship with students	
24.	Placement training Placement activities are conducted frequently	
25.	Competitive examination Sufficient training is given for competitive examinations	
26.	Administration interaction Opportunity for Interaction with the administration is available	
27.	Classrooms The classrooms are spacious and well furnished	Campus facilities
28.	Computer and internet Computer and Internet facilities are sufficient	
29.	Amenity services Amenity services such as printout, binding, and photocopying are sufficient	
30.	Hostel Provided with good food, adequate water, cleanliness, convenient accommodation, recreation and medical aids	
31.	Recreation Recreational facilities are available in the campus	
32.	Health care Separate health care centre with part-time doctor and staff nurse are available	
33.	General library Library facilities are well provided	
34.	Department library Adequate books are available	
35.	Extracurricular Extracurricular activities are organized frequently	

36.	Sports Games and Sports are conducted regularly	
37.	Canteen Canteen facilities are adequate	
38.	Outreach activities Village adoption and sensitization Programme are conducted	Extension activities
39.	Participation in extension activities Extension activities like campus cleaning, blood donation camps, the celebration of important days, awareness programmes NSS, YRC camps and Rotaract activities are conducted	

Table – 2: Distribution of responses from Students (2023-2024)

Questions	Strongly agree	Agree	Neither agree nor disagree	Disagree	Strongly disagree	Total
Fundamentals	769	924	56	19	14	1782
Entrepreneurial courses	577	911	204	63	27	1782
Industry oriented	753	806	153	49	21	1782
Job prospective	570	840	261	77	34	1782
Skill development	753	821	147	38	23	1782
Research aptitude	719	830	167	50	16	1782
Value-based education	737	837	144	46	18	1782
Value-added courses	700	803	201	56	22	1782
Self-learning contents	839	768	120	34	21	1782
Electives	738	796	163	63	22	1782
New development	718	813	177	55	19	1782
Project/fieldwork/internship	986	657	88	36	15	1782
Social responsibility	652	879	174	56	21	1782
Supportive courses	753	804	156	46	23	1782
Environment and sustainability	654	859	191	51	27	1782
Reference books	816	735	160	46	25	1782
Life skills	815	778	134	36	19	1782
Coverage of syllabus	808	814	108	35	17	1782
Teaching methods	731	839	154	43	15	1782
Laboratory facilities	803	711	169	68	31	1782
ICT tools	746	792	153	58	33	1782
Mentoring	860	749	120	34	19	1782
Faculty-student relationship	778	775	155	54	20	1782

Placement training	518	780	284	133	67	1782
Competitive examination	569	813	244	94	62	1782
Administration interaction	661	831	193	59	38	1782
Classrooms	886	713	92	53	38	1782
Computer and internet	737	765	158	70	52	1782
Amenity services	643	817	215	69	38	1782
Hostel	489	783	288	136	86	1782
Recreation	622	850	229	52	29	1782
Health care	663	821	170	88	40	1782
General library	1021	628	87	31	15	1782
Department library	865	713	134	47	23	1782
Extracurricular	654	788	175	101	64	1782
Sports	518	775	243	124	122	1782
Canteen	524	803	220	124	111	1782
Outreach activities	750	768	152	67	45	1782
Participation in extension activities	752	823	135	41	31	1782

Table – 3: Student response distribution in percent (2023-2024)

S.No	Questions	Strongly agree (%)	Agree (%)	Neither agree nor disagree (%)	Disagree (%)	Strongly disagree (%)	Total (%)
Design and Review of the Syllabus							
1.	Fundamentals	43	52	3	1	1	100
2.	Entrepreneurial courses	32	51	11	4	2	100
3.	Industry oriented	42	45	9	3	1	100
4.	Job prospective	32	47	15	4	2	100
5.	Skill development	42	47	8	2	1	100
6.	Research aptitude	40	47	9	3	1	100
7.	Value-based education	41	46	9	3	1	100
8.	Value-added courses	39	46	11	3	1	100
9.	Self-learning contents	47	43	7	2	1	100
10.	Electives	41	45	9	4	1	100

11.	New development	40	46	10	3	1	100
12.	Project/fieldwork/internship	55	37	5	2	1	100
13.	Social responsibility	37	49	10	3	1	100
14.	Supportive courses	42	45	9	3	1	100
15.	Environment & sustainability	37	47	11	3	2	100
16.	Reference books	46	41	9	3	1	100
17.	Life skills	46	43	8	2	1	100
Academic, Teaching and Learning facilities							
18.	Coverage of syllabus	45	46	6	2	1	100
19.	Teaching methods	41	47	9	2	1	100
20.	Laboratory facilities	45	40	9	4	2	100
21.	ICT tools	42	44	9	3	2	100
22.	Mentoring	48	42	7	2	1	100
23.	Faculty-student relationship	44	43	9	3	1	100
24.	Placement training	29	44	16	7	4	100
25.	Competitive examination	32	46	14	5	3	100
26.	Administration interaction	37	47	11	3	2	100
Campus facilities							
27.	Classrooms	50	40	5	3	2	100
28.	Computer and internet	41	43	9	4	3	100
29.	Amenity services	36	46	12	4	2	100
30.	Hostel	27	44	16	8	5	100
31.	Recreation	35	47	13	3	2	100
32.	Health care	37	46	10	5	2	100
33.	General library	57	35	5	2	1	100
34.	Department library	49	39	8	3	1	100
35.	Extracurricular	37	43	10	6	4	100
36.	Sports	29	43	14	7	7	100
37.	Canteen	29	46	12	7	6	100
Extension activities							
38.	Outreach activities	42	42	9	4	3	100
39.	Participation in extension activities	42	46	8	2	2	100

Table – 4: Department of Biochemistry*Total Number of Students: 38*

S. No	Questions	Strongly agree (%)	Agree (%)	Neither agree nor disagree (%)	Disagree (%)	Strongly disagree (%)	Mean score
Design and Review of the Syllabus							
1.	Fundamentals	97	0	0	0	3	4.89
2.	Entrepreneurial courses	66	31	0	0	3	4.58
3.	Industry oriented	76	21	0	0	3	4.68
4.	Job prospective	68	29	0	0	3	4.61
5.	Skill development	79	18	0	0	3	4.71
6.	Research aptitude	68	29	0	0	3	4.61
7.	Value-based education	71	26	0	0	3	4.63
8.	Value-added courses	87	10	0	0	3	4.79
9.	Self-learning contents	68	29	0	0	3	4.61
10.	Electives	71	26	0	0	3	4.63
11.	New development	76	21	0	0	3	4.68
12.	Project/fieldwork/internship	89	8	0	0	3	4.82
13.	Social responsibility	71	26	0	0	3	4.63
14.	Supportive courses	71	26	0	0	3	4.63
15.	Environment & sustainability	53	44	0	0	3	4.45
16.	Reference books	74	23	0	0	3	4.66
17.	Life skills	76	21	0	0	3	4.68
The students are satisfied with the design and review of the syllabus and hope for more progress.							
Academic, Teaching and Learning facilities							
18.	Coverage of syllabus	87	10	0	0	3	4.79
19.	Teaching methods	79	18	0	0	3	4.71
20.	Laboratory facilities	58	39	0	0	3	4.50
21.	ICT tools	58	39	0	0	3	4.50
22.	Mentoring	87	10	0	0	3	4.79
23.	Faculty-student relationship	84	13	0	0	3	4.76
24.	Placement training	32	60	5	0	3	4.18
25.	Competitive examination	58	39	0	0	3	4.50
26.	Administration interaction	76	21	0	0	3	4.68
Students are contented with the academic, teaching and learning activities of the department.							
Campus facilities							
27.	Classrooms	71	26	0	0	3	4.63
28.	Computer and internet	68	29	0	0	3	4.61
29.	Amenity services	71	26	0	0	3	4.63
30.	Hostel	53	44	0	0	3	4.45
31.	Recreation	68	29	0	0	3	4.61
32.	Health care	82	15	0	0	3	4.74
33.	General library	84	13	0	0	3	4.76
34.	Department library	87	10	0	0	3	4.79
35.	Extracurricular	68	29	0	0	3	4.61

36.	Sports	50	47	0	0	3	4.42
37.	Canteen	45	52	0	0	3	4.37
Students from the department are pleased with the campus facilities provided in the University.							
Extension activities							
38.	Outreach activities	79	18	0	0	3	4.71
39.	Participation in extension activities	79	18	0	0	3	4.71
Extension activities in the department is significantly content for the students in the department							

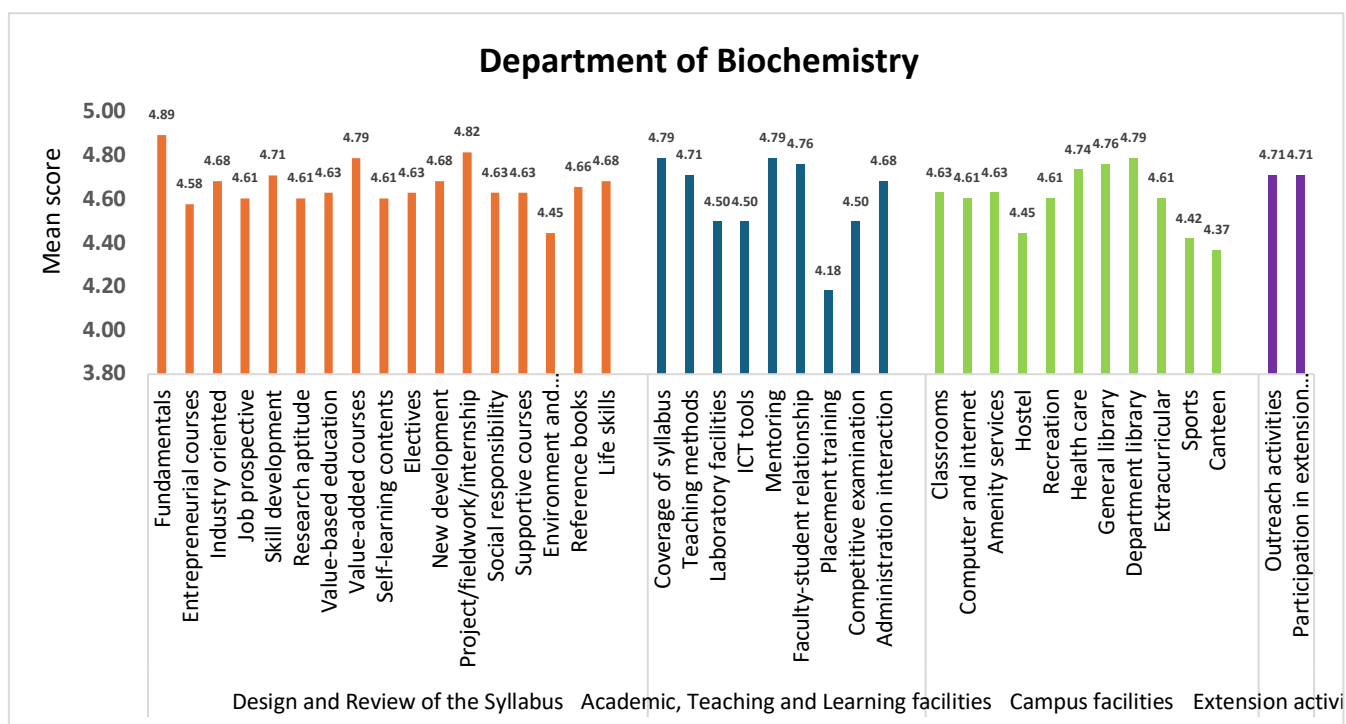


Table – 5: Department of Bio Technology*Total Number of Students: 60*

S. No	Questions	Strongly agree (%)	Agree (%)	Neither agree nor disagree (%)	Disagree (%)	Strongly disagree (%)	Mean score
Design and Review of the Syllabus							
1.	Fundamentals	43	57	0	0	0	4.43
2.	Entrepreneurial courses	28	63	7	2	0	4.18
3.	Industry oriented	50	45	5	0	0	4.45
4.	Job prospective	23	64	13	0	0	4.10
5.	Skill development	42	51	5	0	2	4.32
6.	Research aptitude	53	43	2	2	0	4.48
7.	Value-based education	38	57	3	2	0	4.32
8.	Value-added courses	20	68	7	3	2	4.02
9.	Self-learning contents	47	51	0	2	0	4.43
10.	Electives	40	55	5	0	0	4.35
11.	New development	50	46	2	2	0	4.45
12.	Project/fieldwork/internship	40	57	3	0	0	4.65
13.	Social responsibility	43	54	3	0	0	4.37
14.	Supportive courses	28	69	3	0	0	4.40
15.	Environment & sustainability	53	37	10	0	0	4.18
16.	Reference books	40	51	7	2	0	4.43
17.	Life skills	59	32	7	2	0	4.30
The learners are greatly satisfied with the design and review of the syllabus, yet they expect to excel more in entrepreneurial, job prospects, value-added, and environment and sustainability courses.							
Academic, Teaching and Learning facilities							
18.	Coverage of syllabus	40	50	8	2	0	4.28
19.	Teaching methods	45	50	5	0	0	4.40
20.	Laboratory facilities	55	38	7	0	0	4.48
21.	ICT tools	50	40	8	0	2	4.37
22.	Mentoring	57	38	5	0	0	4.52
23.	Faculty-student relationship	48	49	3	0	0	4.45
24.	Placement training	18	64	10	8	0	3.90
25.	Competitive examination	17	65	10	8	0	3.90
26.	Administration interaction	27	60	10	3	0	4.10
Students from the department are pleased with the academic, teaching, and learning activities of the department, but they still anticipate the placement training and competitive examination.							
Campus facilities							
27.	Classrooms	30	61	7	2	0	4.20
28.	Computer and internet	23	62	13	2	0	4.07
29.	Amenity services	27	62	8	3	0	4.12
30.	Hostel	27	56	17	0	0	4.10
31.	Recreation	25	67	8	0	0	4.17
32.	Health care	27	56	15	2	0	4.08
33.	General library	70	26	2	2	0	4.65
34.	Department library	57	38	5	0	0	4.52
35.	Extracurricular	52	43	5	0	0	4.47

36.	Sports	40	53	5	0	2	4.30
37.	Canteen	22	61	13	2	2	4.00
Campus facilities are content for the students of the department.							
Extension activities							
38.	Outreach activities	68	30	2	0	0	4.67
39.	Participation in extension activities	45	49	2	2	2	4.35
The learners feel that the extension activities of the department are appreciable.							

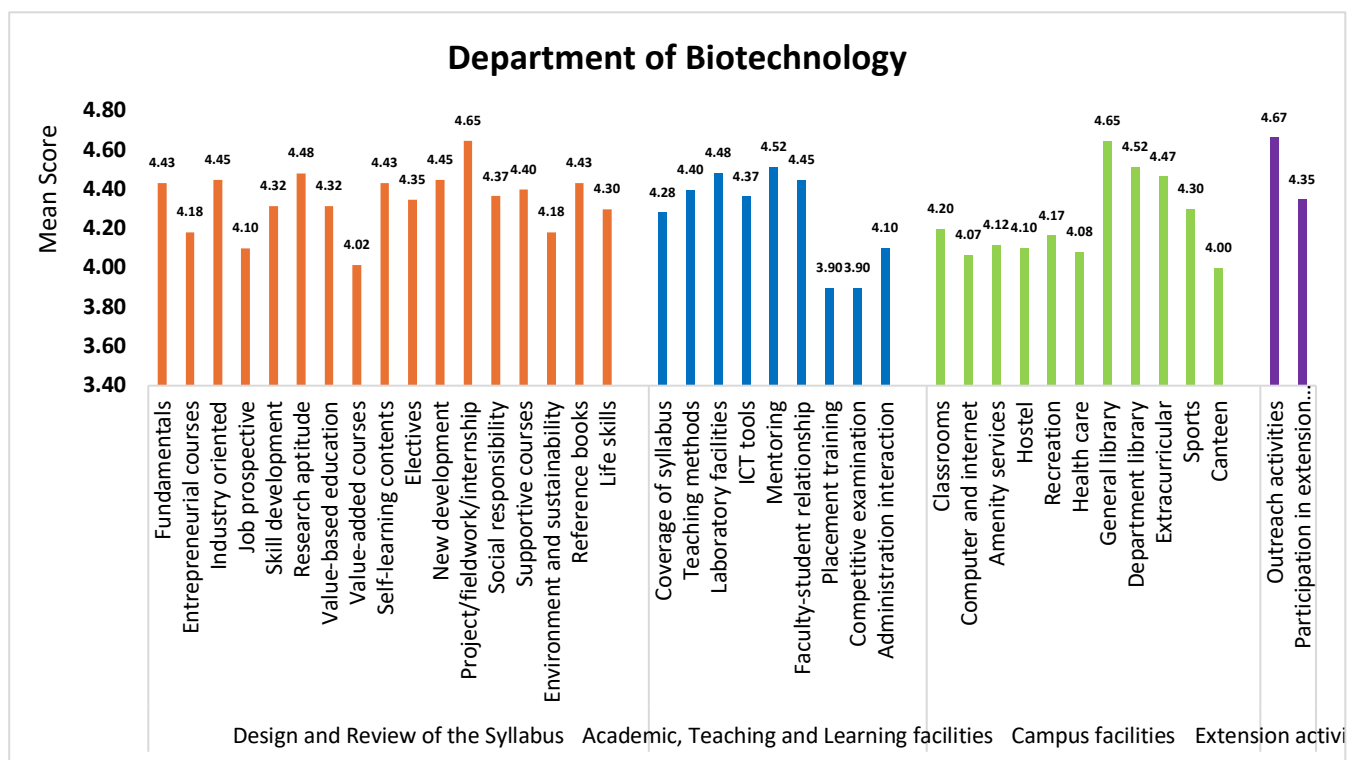


Table – 6: Department of Botany*Total Number of Students: 58*

S. No	Questions	Strongly agree (%)	Agree (%)	Neither agree nor disagree (%)	Disagree (%)	Strongly disagree (%)	Mean score
Design and Review of the Syllabus							
1.	Fundamentals	26	69	3	0	2	4.17
2.	Entrepreneurial courses	21	60	14	3	2	3.95
3.	Industry oriented	24	59	14	3	0	4.03
4.	Job prospective	26	60	9	3	2	4.05
5.	Skill development	33	60	2	5	0	4.21
6.	Research aptitude	31	57	7	5	0	4.14
7.	Value-based education	31	61	3	3	2	4.16
8.	Value-added courses	31	49	17	3	0	4.07
9.	Self-learning contents	34	56	5	3	2	4.17
10.	Electives	29	65	3	3	0	4.19
11.	New development	33	50	14	3	0	4.12
12.	Project/fieldwork/internship	52	45	3	0	0	4.48
13.	Social responsibility	31	50	14	3	2	4.05
14.	Supportive courses	41	43	14	0	2	4.22
15.	Environment & sustainability	33	56	7	2	2	4.17
16.	Reference books	45	48	5	0	2	4.34
17.	Life skills	45	49	3	0	3	4.31
Students are content with their design and review of the syllabus, but they feel that they could excel in entrepreneurial, job-prospective, industry-oriented, value-added, and social responsibility courses.							
Academic, Teaching and Learning facilities							
18.	Coverage of syllabus	29	62	7	2	0	4.19
19.	Teaching methods	29	59	10	2	0	4.16
20.	Laboratory facilities	28	55	10	5	2	4.02
21.	ICT tools	34	52	5	7	2	4.10
22.	Mentoring	28	59	10	0	3	4.07
23.	Faculty-student relationship	33	51	9	5	2	4.09
24.	Placement training	22	56	16	3	3	3.90
25.	Competitive examination	28	50	10	5	7	3.86
26.	Administration interaction	29	64	5	2	0	4.21
Students are pleased with the academic, teaching, and learning activities of the department, but expect more placement and competitive examination training. However, strengthening laboratory facilities, mentoring, and faculty-student relationships could be beneficial.							
Campus facilities							
27.	Classrooms	67	33	0	0	0	4.67
28.	Computer and internet	36	54	10	0	0	4.26
29.	Amenity services	36	54	7	3	0	4.22
30.	Hostel	29	41	28	2	0	3.98
31.	Recreation	29	57	14	0	0	4.16
32.	Health care	29	57	14	0	0	4.16
33.	General library	55	43	2	0	0	4.53
34.	Department library	45	44	9	0	2	4.31

35.	Extracurricular	31	58	3	5	3	4.07
36.	Sports	21	50	17	7	5	3.74
37.	Canteen	31	45	14	5	5	3.91
The pupils in the department are pleased with the campus facilities, but they still expect to have better hostel, sports, and canteen facilities. In addition, they need encouragement in extracurricular activities.							
Extension activities							
40.	Outreach activities	41	44	9	3	3	4.16
41.	Participation in extension activities	36	57	7	0	0	4.29
Students are moderately satisfied with the Extension activities in their department.							

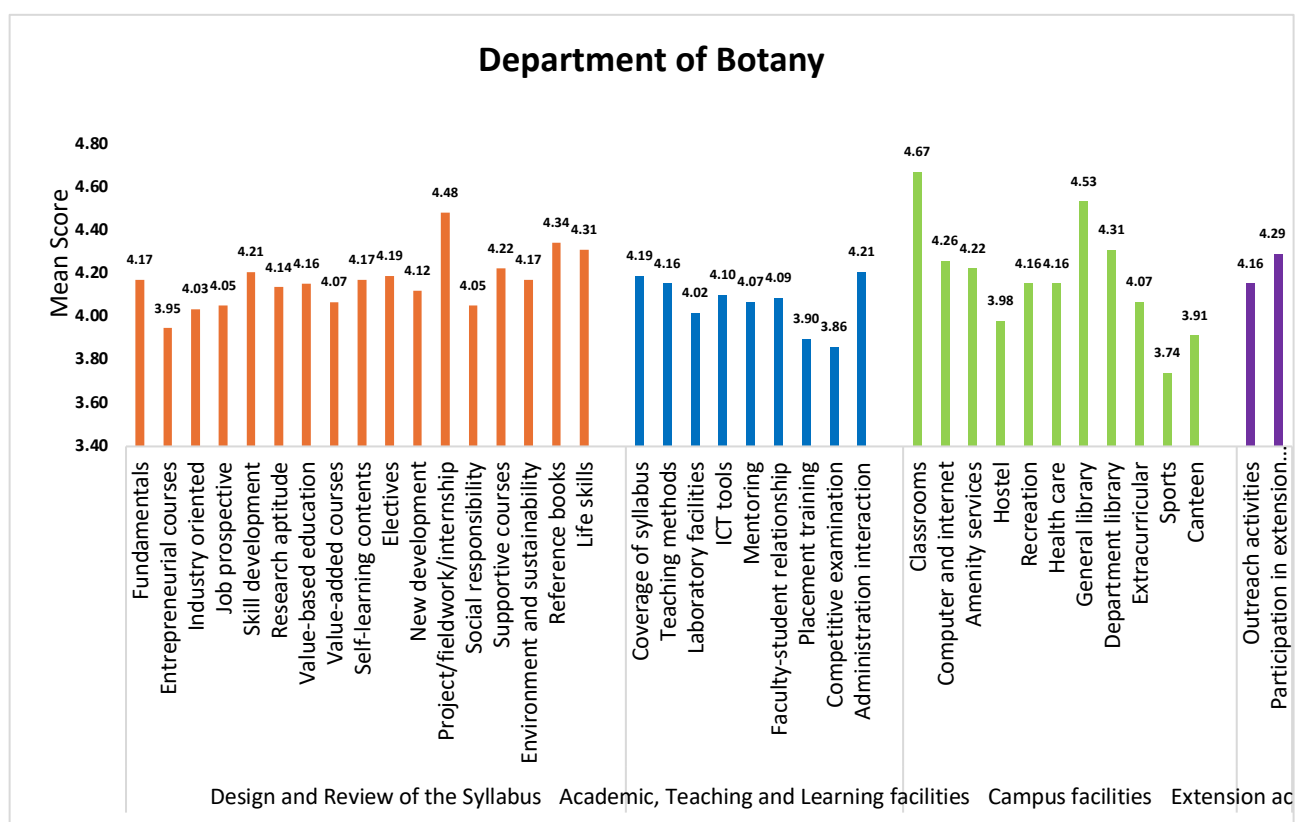


Table – 7: Department of Chemistry*Total Number of Students: 49*

S. No	Questions	Strongly agree (%)	Agree (%)	Neither agree nor disagree (%)	Disagree (%)	Strongly disagree (%)	Mean score
Design and Review of the Syllabus							
1.	Fundamentals	29	63	4	4	0	4.16
2.	Entrepreneurial courses	8	55	27	8	2	3.59
3.	Industry oriented	33	51	12	2	2	4.10
4.	Job prospective	16	50	20	8	6	3.61
5.	Skill development	39	43	10	8	0	4.12
6.	Research aptitude	22	62	10	6	0	4.00
7.	Value-based education	20	66	8	4	2	3.98
8.	Value-added courses	27	47	16	8	2	3.88
9.	Self-learning contents	37	55	4	2	2	4.22
10.	Electives	33	51	14	2	0	4.14
11.	New development	22	60	10	4	4	3.92
12.	Project/fieldwork/internship	47	43	8	2	0	4.35
13.	Social responsibility	27	39	24	8	2	3.80
14.	Supportive courses	33	55	10	2	0	4.18
15.	Environment & sustainability	29	57	12	2	0	4.12
16.	Reference books	37	47	12	0	4	4.12
17.	Life skills	20	62	8	8	2	3.90
Students are satisfied with the design and review of the syllabus, but they expect entrepreneurship, job prospects, value-based, value-added, new development, social responsibility, and life skills courses to be improved.							
Academic, Teaching and Learning facilities							
18.	Coverage of syllabus	47	47	4	2	0	4.39
19.	Teaching methods	27	49	14	8	2	3.90
20.	Laboratory facilities	33	45	10	10	2	3.96
21.	ICT tools	39	37	14	8	2	4.02
22.	Mentoring	45	47	6	2	0	4.35
23.	Faculty-student relationship	29	45	16	10	0	3.92
24.	Placement training	8	44	18	18	12	3.16
25.	Competitive examination	24	44	16	6	10	3.65
26.	Administration interaction	22	50	18	2	8	3.76
The students and scholars in the department are moderately pleased with the academic, teaching, and learning activities provided. They suggested teaching methods, laboratory facilities, faculty-student relationships, placement training, competitive examinations, and administration interaction are to be enhanced.							
Campus facilities							
27.	Classrooms	10	30	14	22	24	2.78
28.	Computer and internet	14	34	22	18	12	3.18
29.	Amenity services	22	44	16	10	8	3.61
30.	Hostel	16	36	18	16	14	3.22
31.	Recreation	12	51	27	6	4	3.61

32.	Health care	20	37	10	31	2	3.43
33.	General library	41	41	12	4	2	4.14
34.	Department library	35	47	12	6	0	4.10
35.	Extracurricular	8	40	14	22	16	3.00
36.	Sports	6	25	31	20	18	2.80
37.	Canteen	20	36	16	18	10	3.37

Students express a moderate level of satisfaction with the campus facilities. The classrooms and sports facilities need high attention, where computers and internet, amenity services, hostels, recreation, health care, and canteens are to be improved.

Extension activities							
38.	Outreach activities	4	34	20	18	24	2.73
39.	Participation in extension activities	8	50	18	16	8	3.33

The learners are relatively satisfied with the extension activities of the department. Outreach activities and participation in extension activities are to be enhanced.

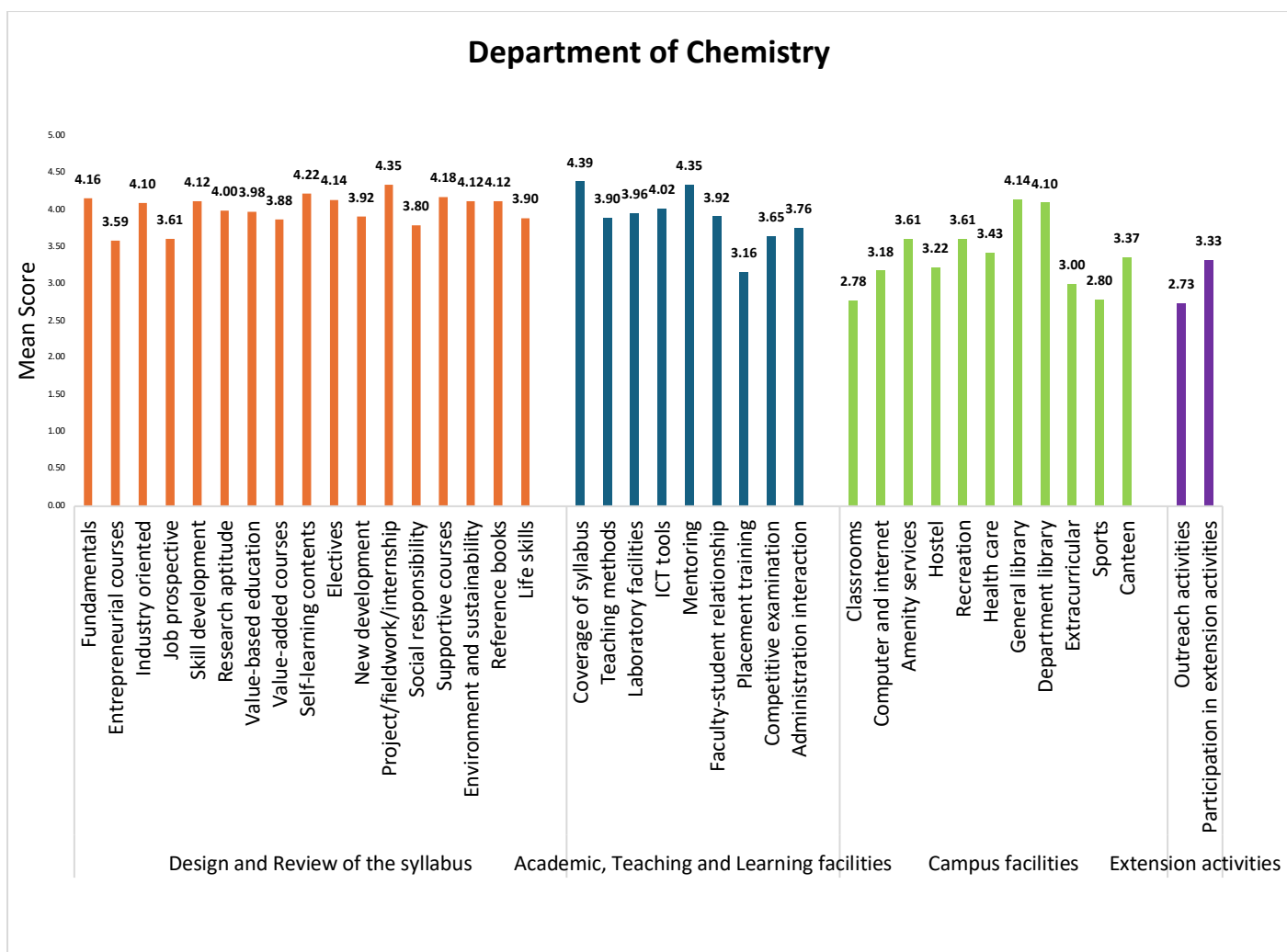


Table – 8: Department of Commerce*Total Number of Students: 46*

S.No	Questions	Strongly agree (%)	Agree (%)	Neither agree nor disagree (%)	Disagree (%)	Strongly disagree (%)	Mean score
Design and Review of the Syllabus							
1.	Fundamentals	28	63	9	0	0	4.20
2.	Entrepreneurial courses	20	52	17	11	0	3.80
3.	Industry oriented	15	57	15	9	4	3.70
4.	Job prospective	22	38	24	7	9	3.59
5.	Skill development	33	45	20	2	0	4.09
6.	Research aptitude	24	44	28	4	0	3.87
7.	Value-based education	20	51	22	7	0	3.85
8.	Value-added courses	20	46	28	4	2	3.76
9.	Self-learning contents	37	48	13	0	2	4.17
10.	Electives	26	54	11	9	0	3.98
11.	New development	17	49	30	4	0	3.78
12.	Project/fieldwork/internship	24	54	13	9	0	3.93
13.	Social responsibility	24	54	15	7	0	3.96
14.	Supportive courses	33	40	11	9	7	3.85
15.	Environment & sustainability	22	48	26	2	2	3.85
16.	Reference books	17	55	24	2	2	3.70
17.	Life skills	24	50	22	4	0	3.93
Students are satisfied with their design and review of the syllabus. Entrepreneurial courses, job prospective, industry-orientated, research aptitude, value-based education, value-added courses, electives, new development, supportive courses, reference books, and life skills are to be upgraded.							
Academic, Teaching and Learning facilities							
18.	Coverage of syllabus	28	53	4	13	2	3.91
19.	Teaching methods	24	48	17	9	2	3.83
20.	Reference books	24	30	24	9	13	3.43
21.	ICT tools	17	48	26	2	7	3.67
22.	Mentoring	24	55	17	2	2	3.96
23.	Faculty-student relationship	30	50	13	7	0	4.04
24.	Placement training	13	44	26	13	4	3.48
25.	Competitive examination	22	24	30	20	4	3.39
26.	Administration interaction	13	59	20	4	4	3.72
The learners are moderately pleased with the academic, teaching, and learning activities of the department. They expect to receive more reference books, placements, and competitive examination training. They anticipate new teaching methods using ICT tools. Student mentoring and administration interactions can be strengthened.							
Campus facilities							
27.	Classrooms	15	43	11	22	9	3.35
28.	Computer and internet	13	39	20	15	13	3.24
29.	Amenity services	13	50	20	15	2	3.57
30.	Hostel	15	28	22	24	11	3.13
31.	Recreation	11	48	30	9	2	3.57

32.	Health care	13	50	24	11	2	3.61
33.	General library	41	40	11	4	4	4.09
34.	Department library	28	42	17	11	2	3.83
35.	Extracurricular	13	50	9	11	17	3.30
36.	Sports	15	48	13	7	17	3.37
37.	Canteen	22	46	15	13	4	3.67

The students and scholars in the department are satisfied with the facilities provided on the university campus, but they expect more classrooms, computers, internet, hostels, recreation, extracurriculars, and sports facilities. They also look forward to additional amenities like recreation, health care, the department library, and canteen facilities.

Extension activities

38.	Outreach activities	35	61	2	2	0	4.28
39.	Participation in extension activities	22	60	7	7	4	3.89

Students moderately satisfied and expected more progress in the participation in extension activities

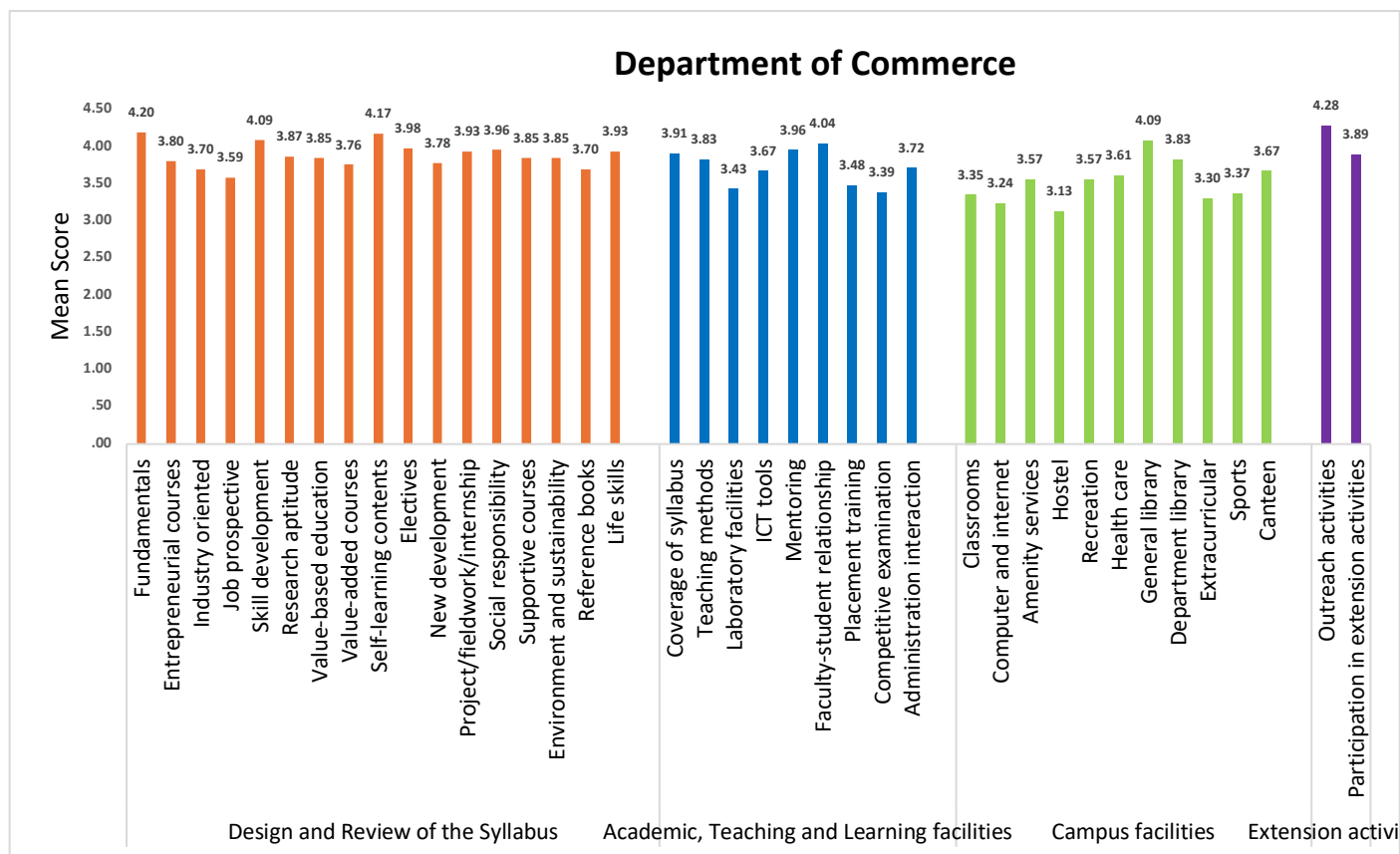


Table – 9: Department of Computer Science*Total Number of Students: 192*

S. No	Questions	Strongly agree (%)	Agree (%)	Neither agree nor disagree (%)	Disagree (%)	Strongly disagree (%)	Mean score
Design and Review of the Syllabus							
1.	Fundamentals	29	60	6	2	3	4.09
2.	Entrepreneurial courses	18	56	16	6	4	3.79
3.	Industry oriented	31	52	11	3	3	4.07
4.	Job prospective	21	47	21	6	5	3.75
5.	Skill development	24	58	13	3	2	3.99
6.	Research aptitude	19	54	21	3	3	3.82
7.	Value-based education	29	52	13	4	2	4.03
8.	Value-added courses	28	47	17	5	3	3.93
9.	Self-learning contents	40	46	8	3	3	4.18
10.	Electives	34	46	14	2	4	4.04
11.	New development	22	57	13	5	3	3.91
12.	Project/fieldwork/internship	42	44	8	3	3	4.19
13.	Social responsibility	24	53	13	6	4	3.89
14.	Supportive courses	27	49	16	5	3	3.93
15.	Environment & sustainability	22	55	15	5	3	3.88
16.	Reference books	28	51	14	3	4	3.98
17.	Life skills	34	47	13	4	2	4.07
Students are satisfied with the syllabus. Upgrading entrepreneurial skills, job prospects, and research aptitude is necessary. Skill development, value added, new development, social responsibility, supportive, environment and sustainability courses and reference books need attention.							
Academic, Teaching and Learning facilities							
18.	Coverage of syllabus	36	54	5	3	2	4.19
19.	Teaching methods	24	56	13	4	3	3.95
20.	Laboratory facilities	38	45	10	4	3	4.10
21.	ICT tools	29	55	10	4	2	4.04
22.	Mentoring	31	53	9	4	3	4.05
23.	Faculty-student relationship	25	55	14	3	3	3.97
24.	Placement training	21	40	21	10	8	3.55
25.	Competitive examination	17	46	23	8	6	3.60
26.	Administration interaction	24	49	18	4	5	3.84
The learners are content with the academic, teaching, and learning activities of the department, but they expect more placement and competitive examination training.							
Campus facilities							
27.	Classrooms	48	45	4	1	2	4.38
28.	Computer and internet	38	45	9	3	5	4.09
29.	Amenity services	28	50	14	5	3	3.94
30.	Hostel	18	50	17	10	5	3.65
31.	Recreation	25	49	20	3	3	3.91
32.	Health care	24	52	13	8	3	3.88
33.	General library	43	43	8	3	3	4.21

34.	Department library	29	51	13	5	2	4.01
35.	Extracurricular	29	42	15	8	6	3.79
36.	Sports	20	44	17	9	10	3.53
37.	Canteen	23	46	14	10	7	3.67
The students in the department are content with the academic facilities provided but expect more sports facilities. Amenity services, Hostel, recreation, health care, Extracurricular, and Canteen are to be advanced in all the ways.							
Extension activities							
38.	Outreach activities	33	47	13	4	3	4.04
39.	Participation in extension activities	35	49	10	4	2	4.13
The learners are happy with the extension activities done in the department.							

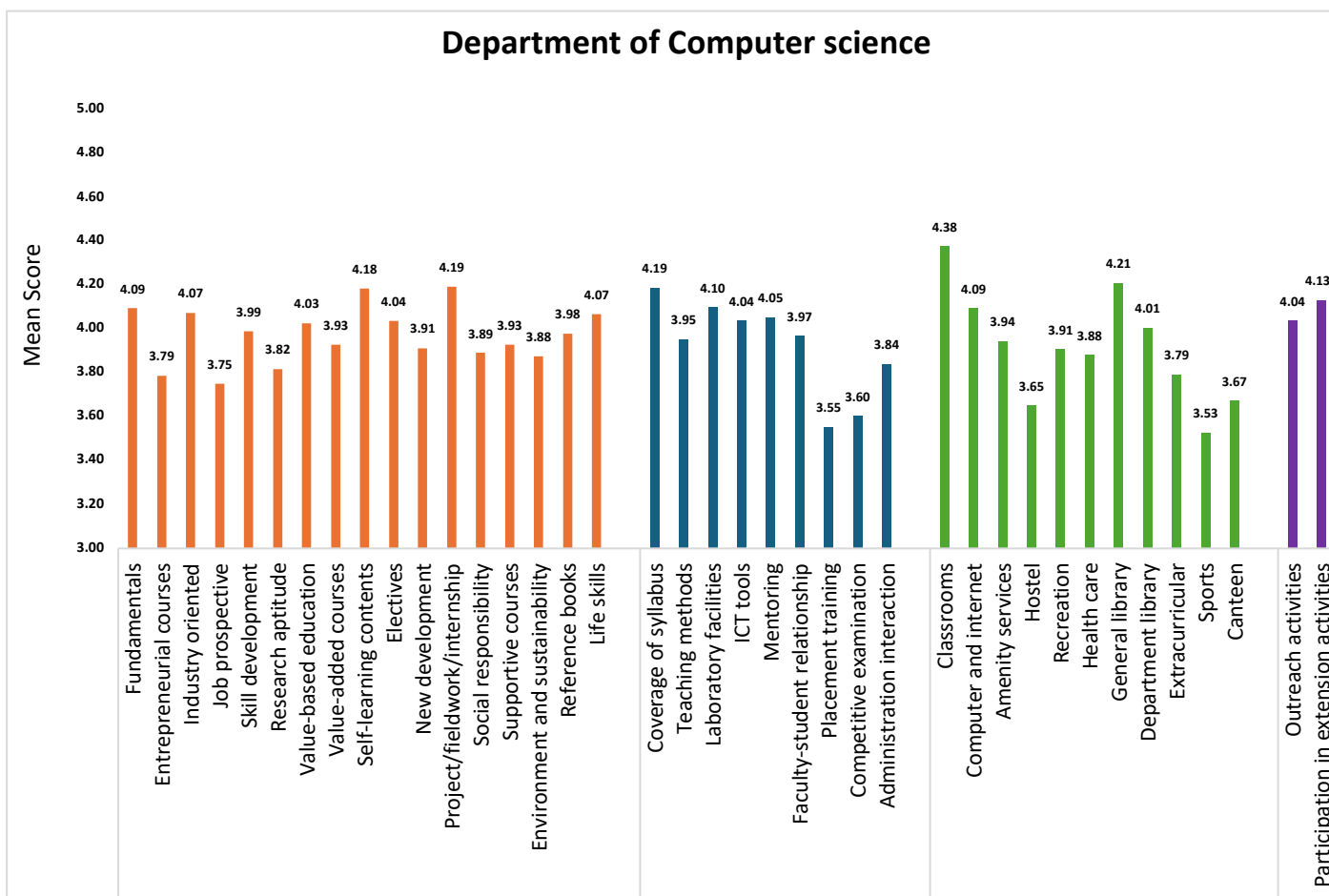


Table – 10: Department of Economics*Total Number of Students: 58*

S. No	Questions	Strongly agree (%)	Agree (%)	Neither agree nor disagree (%)	Disagree (%)	Strongly disagree (%)	Mean score
Design and Review of the Syllabus							
1.	Fundamentals	19	72	7	2	0	4.09
2.	Entrepreneurial courses	24	57	17	0	2	4.02
3.	Industry oriented	21	60	16	3	0	3.98
4.	Job prospective	28	46	17	9	0	3.93
5.	Skill development	29	53	14	2	2	4.07
6.	Research aptitude	33	55	5	7	0	4.14
7.	Value-based education	33	46	16	3	2	4.05
8.	Value-added courses	28	59	9	2	2	4.10
9.	Self-learning contents	29	56	12	3	0	4.10
10.	Electives	29	46	16	7	2	3.95
11.	New development	24	54	17	5	0	3.97
12.	Project/fieldwork/internship	34	54	7	5	0	4.17
13.	Social responsibility	21	61	14	2	2	3.98
14.	Supportive courses	31	50	12	5	2	4.03
15.	Environment & sustainability	21	50	22	5	2	3.83
16.	Reference books	34	41	17	5	3	3.97
17.	Life skills	26	55	17	2	0	4.05
The students are content with the design and review of the syllabus. Industry-orientated, job-prospective, electives, new developments, and reference books are to be improved further for development.							
Academic, Teaching and Learning facilities							
18.	Coverage of syllabus	22	64	12	2	0	4.07
19.	Teaching methods	36	46	16	2	0	4.17
20.	Laboratory facilities	21	62	14	3	0	4.00
21.	ICT tools	31	50	14	3	2	4.05
22.	Mentoring	33	52	12	3	0	4.14
23.	Faculty-student relationship	31	51	12	3	3	4.02
24.	Placement training	14	69	14	3	0	3.93
25.	Competitive examination	24	46	16	9	5	3.76
26.	Administration interaction	24	60	7	7	2	3.98
Students are pleased with the academic, teaching, and learning activities of the department. Placement training, competitive examinations, and administration interaction are to be upgraded for progression.							
Campus facilities							
27.	Classrooms	19	59	14	3	5	3.83
28.	Computer and internet	21	52	21	3	3	3.83
29.	Amenity services	16	54	21	7	2	3.76
30.	Hostel	7	41	31	19	2	3.33
31.	Recreation	14	62	19	5	0	3.84
32.	Health care	14	56	14	9	7	3.62
33.	General library	40	46	7	7	0	4.19

34.	Department library	38	38	19	5	0	4.09
35.	Extracurricular	17	62	16	2	3	3.88
36.	Sports	24	45	16	5	10	3.67
37.	Canteen	17	40	17	14	12	3.36
Students in the department are pleased with the university's campus facilities. Hostels and canteens need attention, while classrooms, computers, internet, sports, health care, amenity services, and extracurricular activities are to be upgraded for development.							
Extension activities							
38.	Outreach activities	9	67	14	2	9	3.66
39.	Participation in extension activities	28	56	7	9	0	4.03
Students are content with the extension activities in the department. Outreach activities are to be extended.							

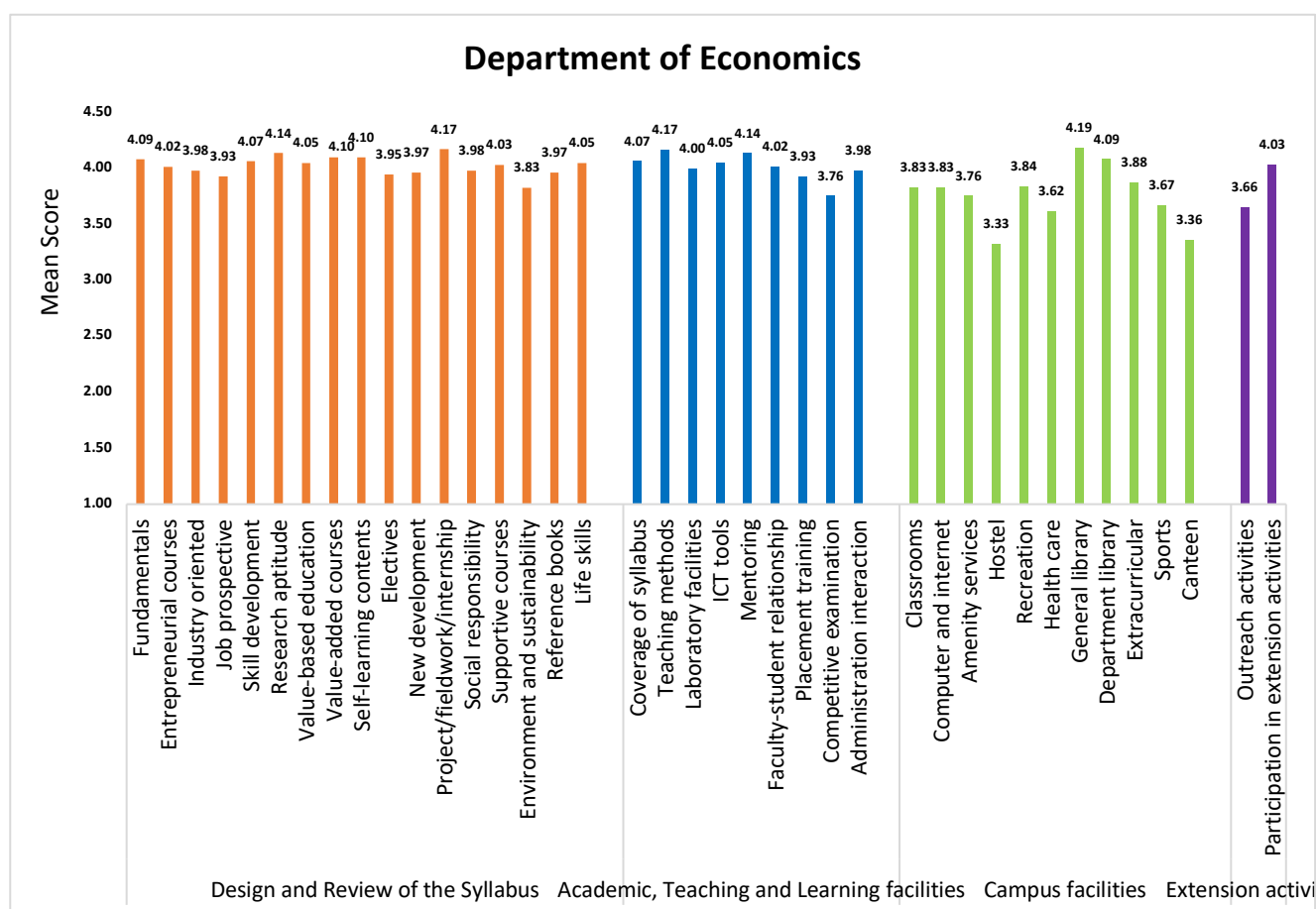


Table – 11: Department of Education
Total Number of Students: 12

S. No	Questions	Strongly agree (%)	Agree (%)	Neither agree nor disagree (%)	Disagree (%)	Strongly disagree (%)	Mean score
Design and Review of the Syllabus							
1.	Fundamentals	42	41	0	17	0	4.08
2.	Entrepreneurial courses	33	34	8	8	17	3.58
3.	Industry oriented	33	51	0	8	8	3.92
4.	Job prospective	42	25	25	0	8	3.92
5.	Skill development	58	26	8	8	0	4.33
6.	Research aptitude	17	50	8	25	0	3.58
7.	Value-based education	58	17	25	0	0	4.33
8.	Value-added courses	33	42	17	8	0	4.00
9.	Self-learning contents	58	34	8	0	0	4.50
10.	Electives	42	33	8	0	17	3.83
11.	New development	50	25	17	8	0	4.17
12.	Project/fieldwork/internship	58	34	0	8	0	4.42
13.	Social responsibility	50	25	25	0	0	4.25
14.	Supportive courses	17	49	0	17	17	3.33
15.	Environment and sustainability	25	58	0	17	0	3.92
16.	Reference books	42	33	8	17	0	4.00
17.	Life skills	50	42	8	0	0	4.42
The design and review of the syllabus are appreciated by the learners in the department. However, supportive courses need to be improved. They also aspire for entrepreneurial courses, industry-orientated, job-prospective, research aptitude, electives, and environmental & sustainability courses that are to be updated.							
Academic, Teaching and Learning facilities							
18.	Coverage of syllabus	42	50	0	8	0	4.25
19.	Teaching methods	33	33	17	17	0	3.83
20.	Laboratory facilities	0	33	0	50	17	2.50
21.	ICT tools	42	16	8	17	17	3.50
22.	Mentoring	42	58	0	0	0	4.42
23.	Faculty-student relationship	42	25	25	8	0	4.00
24.	Placement training	17	8	25	42	8	2.83
25.	Competitive examination	25	42	8	25	0	3.67
26.	Administration interaction	42	8	8	25	17	3.83
Students from the department are satisfied with the academic, teaching, and learning activities. Students desire to enhance teaching methods and use ICT tools. There should be more emphasis on improving and developing laboratory facilities, as well as placement training.							
Campus facilities							
27.	Classrooms	17	33	8	25	17	3.08
28.	Computer and internet	17	42	0	8	33	3.00
29.	Amenity services	0	59	25	8	8	3.33
30.	Hostel	17	25	33	0	25	3.08
31.	Recreation	8	67	0	17	8	3.50
32.	Health care	42	33	25	0	0	4.17

33.	General library	36	58	0	0	0	4.42
34.	Department library	33	9	17	8	33	3.00
35.	Extracurricular	8	17	8	25	42	2.25
36.	Sports	25	0	16	17	42	2.50
37.	Canteen	25	41	17	0	17	3.58

Students from the department are moderately pleased with the campus facilities provided by the university. Computers and internet, classrooms, amenities services, hostels, recreation, and department libraries are to be established further. Sports and extracurriculars need more attention in all ways.

Extension activities

38.	Outreach activities	8	17	0	50	25	2.33
39.	Participation in extension activities	17	33	25	8	17	3.25

Students have moderately graded for the Extension activities in the department. Outreach activities are to be enhanced.

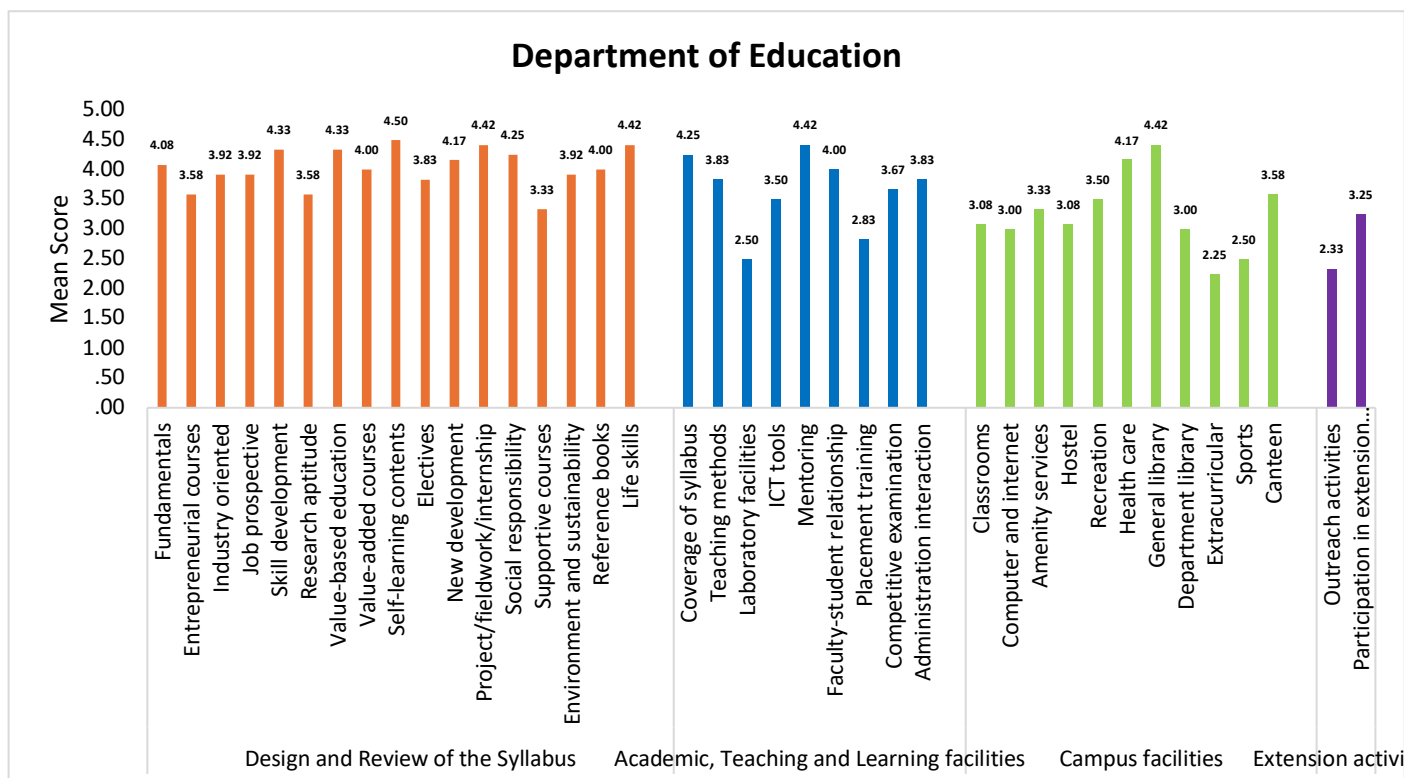


Table – 12: Department of Energy Science*Total Number of Students: 52*

S. No	Questions	Strongly agree (%)	Agree (%)	Neither agree nor disagree (%)	Disagree (%)	Strongly disagree (%)	Mean score
Design and Review of the Syllabus							
1.	Fundamentals	52	44	0	2	2	4.42
2.	Entrepreneurial courses	56	38	2	2	2	4.44
3.	Industry oriented	52	40	6	0	2	4.40
4.	Job prospective	63	31	2	2	2	4.52
5.	Skill development	56	36	4	0	4	4.40
6.	Research aptitude	63	29	4	0	4	4.48
7.	Value-based education	60	32	4	2	2	4.46
8.	Value-added courses	65	29	4	0	2	4.56
9.	Self-learning contents	50	40	6	0	4	4.33
10.	Electives	50	42	6	0	2	4.38
11.	New development	56	40	0	2	2	4.46
12.	Project/fieldwork/internship	62	32	4	0	2	4.52
13.	Social responsibility	60	30	2	6	2	4.40
14.	Supportive courses	69	27	0	2	2	4.60
15.	Environment & sustainability	58	36	2	0	4	4.44
16.	Reference books	58	34	4	0	4	4.42
17.	Life skills	54	40	0	2	4	4.38
Students are satisfied with the design and review of the syllabus.							
Academic, Teaching and Learning facilities							
18.	Coverage of syllabus	65	29	4	0	2	4.56
19.	Teaching methods	48	46	4	0	2	4.38
20.	Laboratory facilities	63	29	4	2	2	4.50
21.	ICT tools	46	50	2	0	2	4.38
22.	Mentoring	65	29	4	0	2	4.56
23.	Faculty-student relationship	58	36	4	0	2	4.48
24.	Placement training	56	36	4	2	2	4.42
25.	Competitive examination	60	30	0	0	10	4.31
26.	Administration interaction	60	32	2	4	2	4.44
Learners of the department are content with the academic, teaching and learning facilities of the department							
Campus facilities							
27.	Classrooms	69	27	2	0	2	4.62
28.	Computer and internet	65	33	0	0	2	4.60
29.	Amenity services	62	32	0	2	4	4.46
30.	Hostel	46	38	6	4	6	4.15
31.	Recreation	65	29	2	2	2	4.54
32.	Health care	56	30	6	4	4	4.31
33.	General library	65	27	6	0	2	4.54
34.	Department library	52	38	4	0	6	4.31
35.	Extracurricular	62	26	6	0	6	4.38

36.	Sports	40	45	2	0	13	3.98
37.	Canteen	52	30	4	2	12	4.10
The students are happy with the campus facilities provided by the university. They suggested sports be improved further.							
Extension activities							
38.	Outreach activities	62	26	6	0	6	4.38
39.	Participation in extension activities	52	36	6	0	6	4.29
Students have graded positively for the extension activities in the department.							

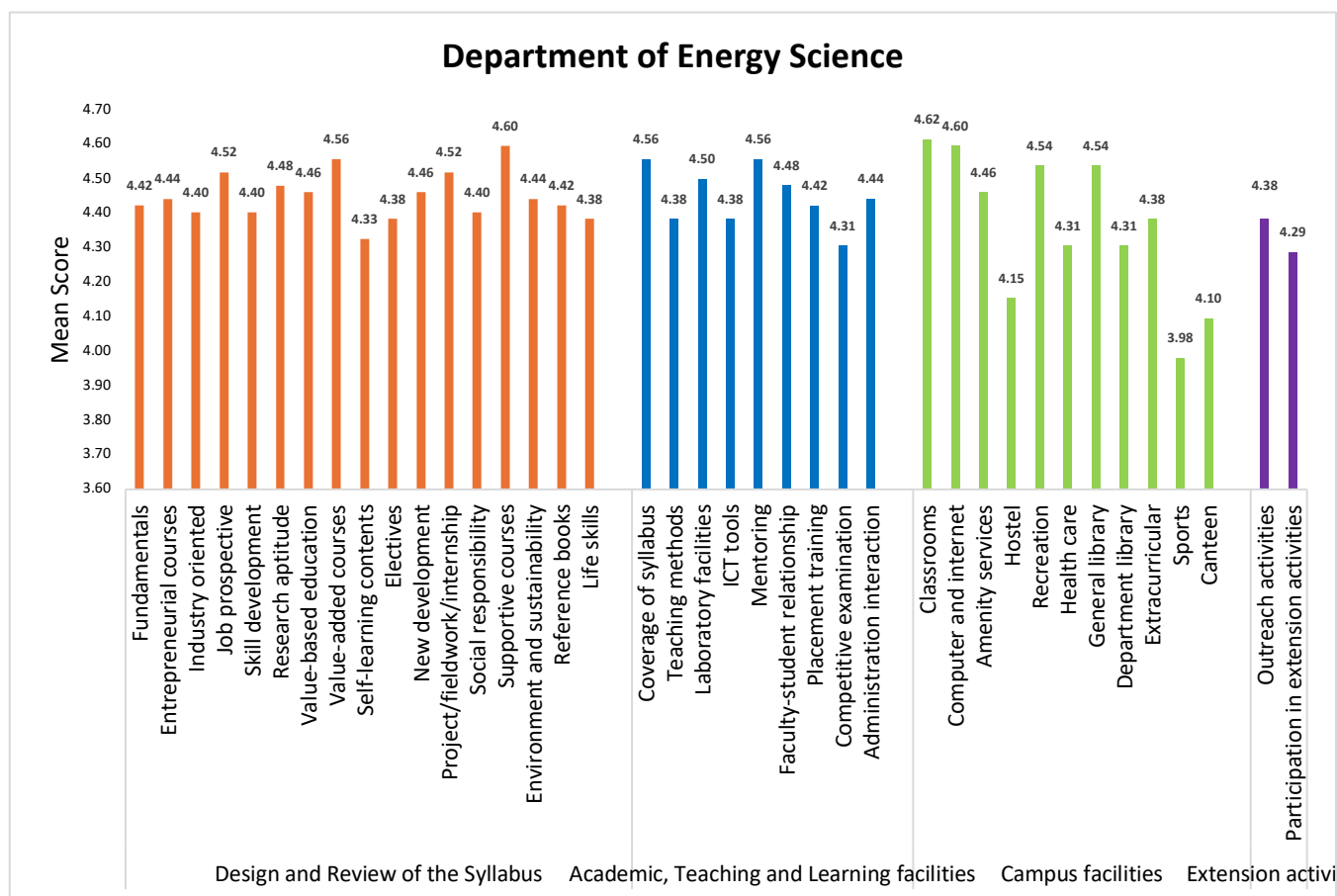


Table – 13:Department of English*Total Number of Students: 36*

S. No	Questions	Strongly agree (%)	Agree (%)	Neither agree nor disagree (%)	Disagree (%)	Strongly disagree (%)	Mean score
Design and Review of the Syllabus							
1.	Fundamentals	14	74	3	3	6	3.89
2.	Entrepreneurial courses	8	41	31	14	6	3.33
3.	Industry oriented	25	44	14	11	6	3.72
4.	Job prospective	8	55	25	6	6	3.56
5.	Skill development	28	57	6	3	6	4.00
6.	Research aptitude	22	47	19	6	6	3.75
7.	Value-based education	25	55	11	3	6	3.92
8.	Value-added courses	22	61	6	8	3	3.92
9.	Self-learning contents	39	50	8	0	3	4.22
10.	Electives	22	52	17	3	6	3.83
11.	New development	25	52	14	6	3	3.92
12.	Project/fieldwork/internship	44	44	6	3	3	4.25
13.	Social responsibility	19	64	14	0	3	3.97
14.	Supportive courses	31	55	8	0	6	4.06
15.	Environment & sustainability	19	67	8	3	3	3.97
16.	Reference books	39	46	6	3	6	4.11
17.	Life skills	42	49	3	0	6	4.22
The students of the department are moderately satisfied with the design and review of the syllabus. Entrepreneurial, industry-orientated, elective, and job-prospective courses are to be updated. research aptitude skills to be improved.							
Academic, Teaching and Learning facilities							
18.	Coverage of syllabus	50	44	3	0	3	4.39
19.	Teaching methods	36	44	14	3	3	4.08
20.	Laboratory facilities	39	42	8	3	8	4.00
21.	ICT tools	31	43	14	6	6	3.89
22.	Mentoring	53	44	0	0	3	4.44
23.	Faculty-student relationship	42	41	8	3	6	4.11
24.	Placement training	19	56	11	11	3	3.78
25.	Competitive examination	19	58	14	6	3	3.86
26.	Administration interaction	22	56	8	8	6	3.81
The learners are satisfied with the academic, teaching, and learning facilities in the department. They seek improvement in ICT tools, placement training, competitive examinations, and administration interaction.							
Campus facilities							
27.	Classrooms	33	50	8	6	3	4.06
28.	Computer and internet	25	50	11	6	8	3.78
29.	Amenity services	25	52	14	3	6	3.89
30.	Hostel	31	32	17	6	14	3.61
31.	Recreation	22	61	11	3	3	3.97
32.	Health care	19	42	14	11	14	3.42
33.	General library	47	39	8	3	3	4.25
34.	Department library	42	41	11	3	3	4.17
35.	Extracurricular	19	50	22	6	3	3.75
36.	Sports	17	58	14	3	6	3.72
37.	Canteen	19	58	11	6	6	3.81

Students are content with the campus facilities provided by the university. However, they hope for more facilities in sports, canteens, computers, internet, amenity services, hostels, and health care.

Extension activities

38	Outreach activities	39	52	3	3	3	4.22
39	Participation in extension activities	28	58	8	3	3	4.06

The learners are pleased with the extension activities carried out by the department.

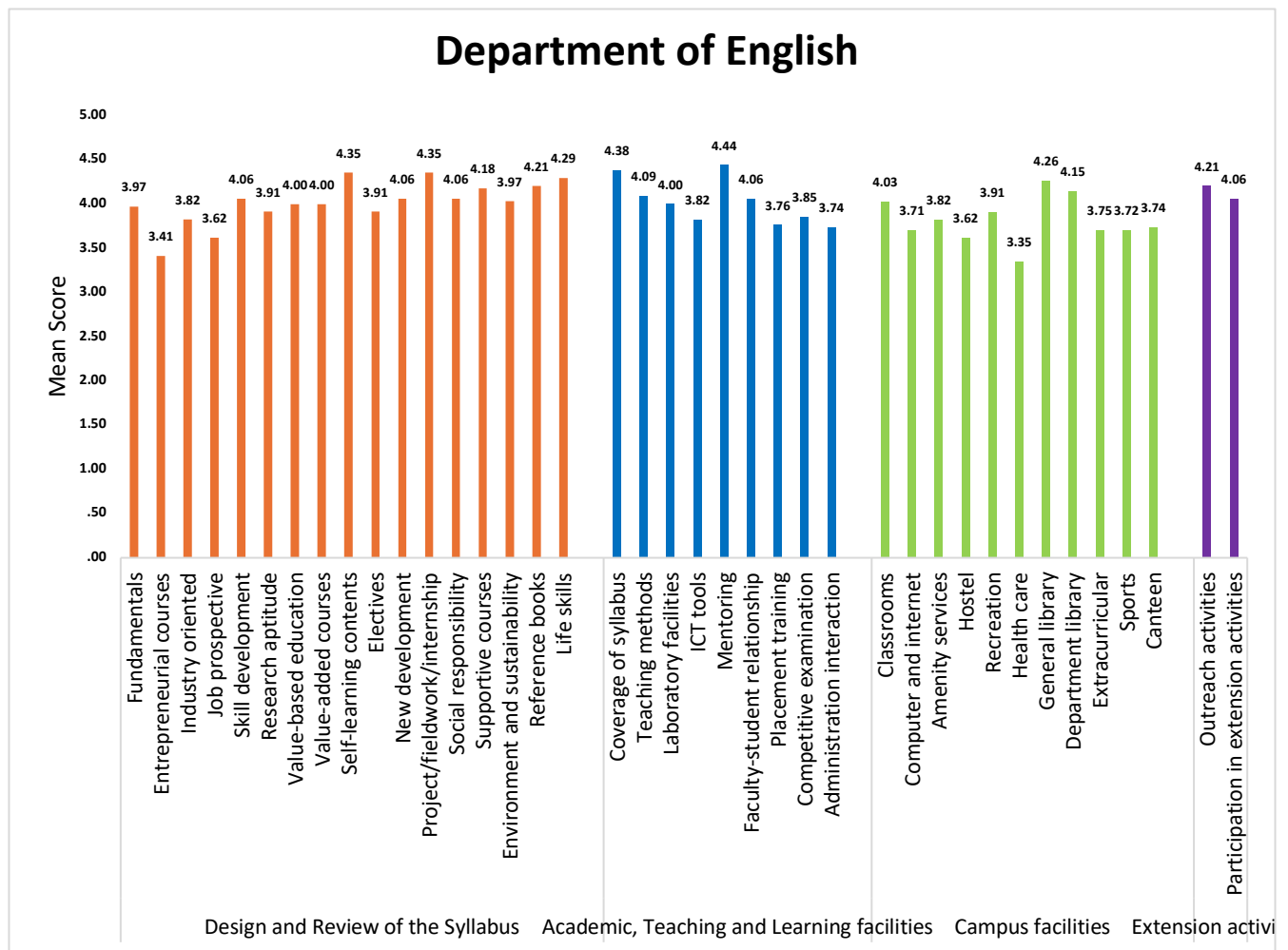


Table – 14: Department of Environmental Science*Total Number of Students: 46*

S. No	Questions	Strongly agree (%)	Agree(%)	Neither agree nor disagree (%)	Disagree (%)	Strongly disagree (%)	Mean score
Design and Review of the Syllabus							
1.	Fundamentals	28	68	2	2	0	4.22
2.	Entrepreneurial courses	20	54	26	0	0	3.93
3.	Industry oriented	28	51	15	4	2	3.98
4.	Job prospective	15	44	24	13	4	3.52
5.	Skill development	20	67	9	4	0	4.02
6.	Research aptitude	28	61	9	0	2	4.13
7.	Value-based education	30	55	11	2	2	4.09
8.	Value-added courses	24	43	24	7	2	3.80
9.	Self-learning contents	28	59	9	4	0	4.11
10.	Electives	33	38	20	7	2	3.93
11.	New development	24	56	11	9	0	3.96
12.	Project/fieldwork/internship	46	36	7	11	0	4.17
13.	Social responsibility	35	50	11	4	0	4.15
14.	Supportive courses	26	48	15	7	4	3.85
15.	Environment & sustainability	30	50	11	9	0	4.02
16.	Reference books	33	45	15	7	0	4.04
17.	Life skills	37	44	15	4	0	4.13
Students are satisfied with the design and review of the syllabus. They hope for upgrade in the entrepreneurial courses, industry-orientated courses, job-prospective courses, value-added courses, electives, new development courses, and supportive courses.							
Academic, Teaching and Learning facilities							
18.	Coverage of syllabus	30	59	9	0	2	4.15
19.	Teaching methods	30	46	20	2	2	4.00
20.	Laboratory facilities	15	46	24	11	4	3.57
21.	ICT tools	26	57	4	9	4	3.91
22.	Mentoring	39	48	9	0	4	4.17
23.	Faculty-student relationship	37	39	17	7	0	4.07
24.	Placement training	15	33	30	11	11	3.30
25.	Competitive examination	15	50	24	9	2	3.67
26.	Administration interaction	26	37	28	7	2	3.78
The learners are content with the academic, teaching, and learning facilities in the department. They desired laboratory facilities, ICT tools, competitive examinations, and administration interaction. However, placement training needs more improvement.							
Campus facilities							
27.	Classrooms	28	48	13	4	7	3.87
28.	Computer and internet	15	48	17	7	13	3.46
29.	Amenity services	17	41	24	7	11	3.48
30.	Hostel	11	35	28	11	15	3.15

31.	Recreation	15	46	26	4	9	3.54
32.	Health care	28	43	9	13	7	3.74
33.	General library	37	46	13	0	4	4.11
34.	Department library	33	47	9	4	7	3.96
35.	Extracurricular	22	36	24	9	9	3.54
36.	Sports	7	47	20	17	9	3.26
37.	Canteen	15	43	22	7	13	3.41

Campus facilities at the university are moderately rated by the students of the department. They seek to upgrade sports and hostel facilities.

Extension activities

38.	Outreach activities	30	59	9	2	0	4.17
39.	Participation in extension activities	30	49	9	7	5	3.96

Students are content with the extension activities done in the department. They expect more focus on participation in extension activities.

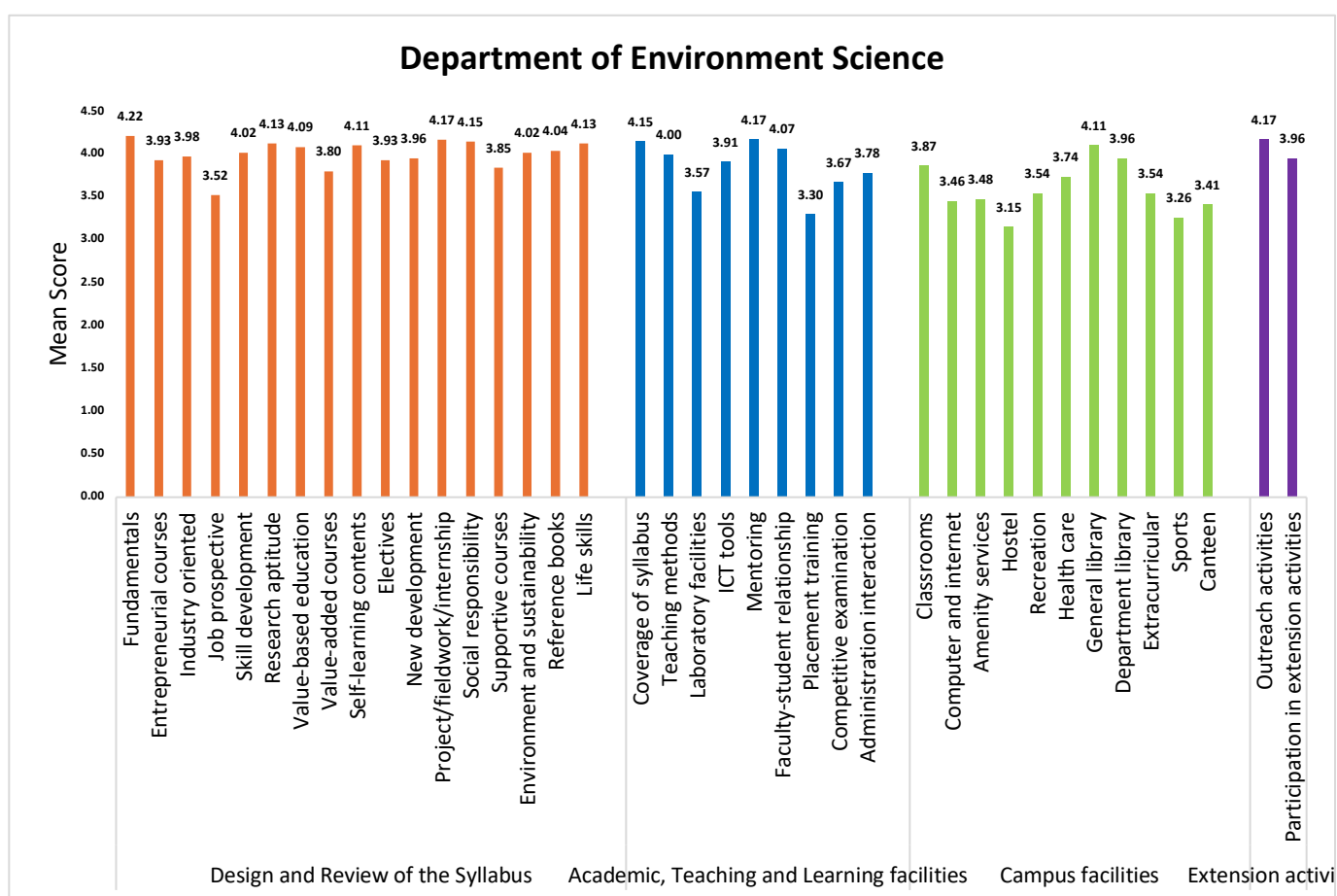


Table – 15: Department of Food Science and Nutrition*Total Number of Students: 181*

S. No	Questions	Strongly agree (%)	Agree(%)	Neither agree nor disagree (%)	Disagree (%)	Strongly disagree (%)	Mean score
Design and Review of the Syllabus							
1.	Fundamentals	62	37	1	0	0	4.62
2.	Entrepreneurial courses	60	35	3	1	1	4.52
3.	Industry oriented	59	36	4	1	0	4.52
4.	Job prospective	50	37	9	3	1	4.31
5.	Skill development	64	29	4	2	1	4.55
6.	Research aptitude	56	38	3	2	1	4.47
7.	Value-based education	61	33	4	2	0	4.54
8.	Value-added courses	54	37	7	1	1	4.43
9.	Self-learning contents	67	29	3	1	0	4.63
10.	Electives	53	35	8	3	1	4.38
11.	New development	60	32	5	2	1	4.50
12.	Project/fieldwork/internship	72	24	4	0	0	4.69
13.	Social responsibility	51	38	9	1	1	4.36
14.	Supportive courses	57	35	6	1	1	4.46
15.	Environment & sustainability	52	41	6	1	0	4.44
16.	Reference books	60	32	6	1	1	4.52
17.	Life skills	65	30	3	1	1	4.58
Students are satisfied with the design and review of the syllabus.							
Academic, Teaching and Learning facilities							
18.	Coverage of syllabus	45	41	10	3	1	4.25
19.	Teaching methods	52	42	4	2	0	4.44
20.	Laboratory facilities	53	39	7	1	0	4.45
21.	ICT tools	62	32	4	1	1	4.53
22.	Mentoring	57	37	4	2	0	4.48
23.	Faculty-student relationship	55	35	7	2	1	4.42
24.	Placement training	35	45	13	5	2	4.08
25.	Competitive examination	33	49	12	5	1	4.09
26.	Administration interaction	51	41	6	2	0	4.42
The learners are pleased with the academic, teaching, and learning facilities in the department.							
Campus facilities							
27.	Classrooms	67	32	1	0	0	4.66
28.	Computer and internet	61	33	4	2	0	4.52
29.	Amenity services	41	47	9	1	2	4.30
30.	Hostel	39	35	17	6	3	4.02
31.	Recreation	48	43	8	1	0	4.38
32.	Health care	48	41	6	3	2	4.30
33.	General library	72	25	2	1	0	4.69
34.	Department library	60	33	4	2	1	4.51

35.	Extracurricular	46	41	9	4	0	4.30
36.	Sports	41	41	9	5	4	4.09
37.	Canteen	34	45	14	4	4	4.00
Students of the department are satisfied with the campus facilities provided by the university.							
Extension activities							
38.	Outreach activities	49	40	9	2	0	4.35
39.	Participation in extension activities	50	40	8	1	1	4.39
Students are pleased with the Extension activities carried out in the department							

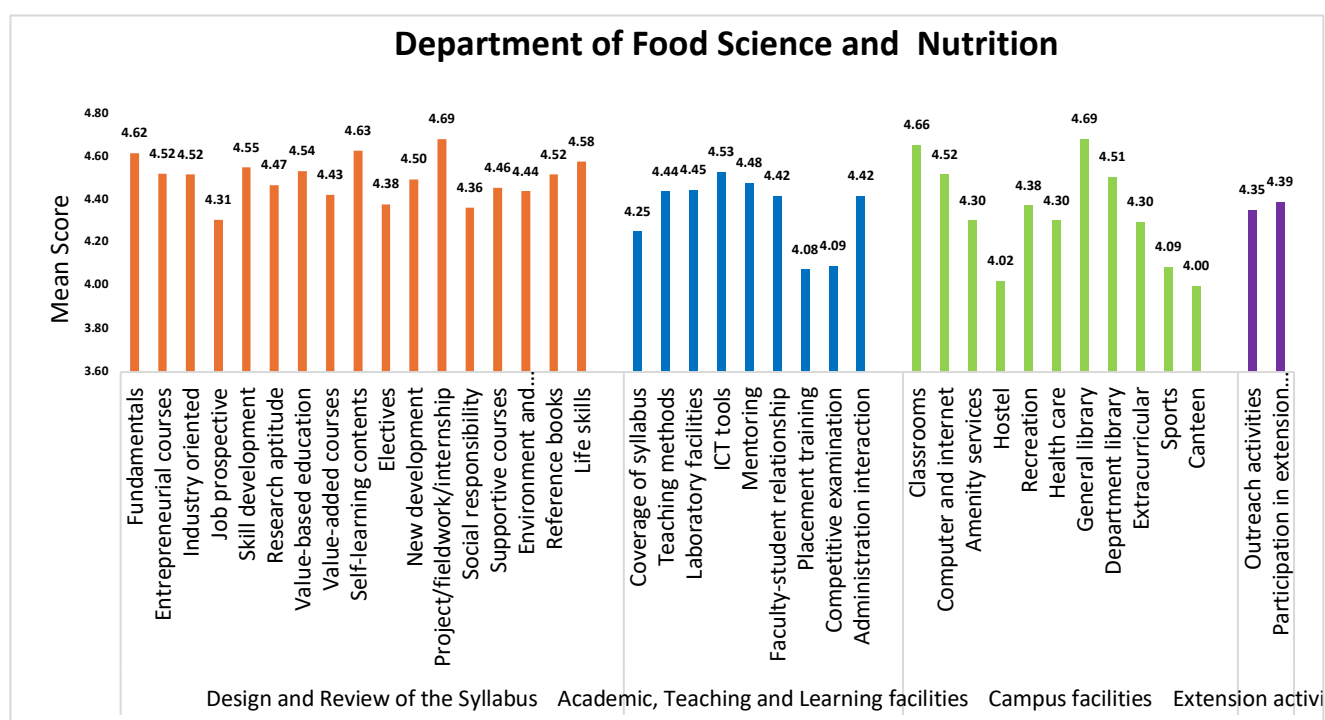


Table – 16: Department of Geology*Total Number of Students: 66*

S.No	Questions	Strongly agree (%)	Agree (%)	Neither agree nor disagree (%)	Disagree (%)	Strongly disagree (%)	Mean score
Design and Review of the Syllabus							
1.	Fundamentals	15	70	6	6	3	3.88
2.	Entrepreneurial courses	12	64	20	2	2	3.85
3.	Industry oriented	24	56	17	3	0	4.02
4.	Job prospective	14	39	32	15	0	3.52
5.	Skill development	18	63	15	2	2	3.95
6.	Research aptitude	12	62	18	8	0	3.79
7.	Value-based education	18	67	12	3	0	4.00
8.	Value-added courses	17	57	18	8	0	3.83
9.	Self-learning contents	23	53	15	6	3	3.86
10.	Electives	20	57	17	6	0	3.91
11.	New development	21	50	21	6	2	3.83
12.	Project/fieldwork/internship	36	54	3	5	2	4.20
13.	Social responsibility	17	66	9	8	0	3.92
14.	Supportive courses	27	57	11	3	2	4.06
15.	Environment & sustainability	17	58	12	8	5	3.76
16.	Reference books	26	58	9	5	2	4.03
17.	Life skills	24	60	11	3	2	4.03
Students are fairly pleased with the syllabus. Environmental & sustainability courses and job prospects need improvement. Fundamental concepts, value-added courses, electives, new developments, and social responsibility all need improvement. Expect improvement in skill and research aptitude. For self-learning, content is required.							
Academic, Teaching and Learning facilities							
18.	Coverage of syllabus	12	69	11	3	5	3.82
19.	Teaching methods	17	61	12	8	2	3.85
20.	Laboratory facilities	15	53	18	12	2	3.68
21.	ICT tools	15	65	12	3	5	3.83
22.	Mentoring	17	64	11	8	0	3.91
23.	Faculty-student relationship	21	62	8	9	0	3.95
24.	Placement training	8	29	33	21	9	3.05
25.	Competitive examination	12	44	32	6	6	3.50
26.	Administration interaction	17	54	18	6	5	3.73
The learners are satisfied with the academic, teaching, and learning facilities. Students expect more placement training and core skills to face competitive examinations. They have provided neutral feedback for teaching methods, laboratory facilities, ICT tools, mentoring, faculty-student relationships, and administrative interaction.							
Campus facilities							
27.	Classrooms	20	60	9	5	6	3.83
28.	Computer and internet	23	54	11	9	3	3.85
29.	Amenity services	12	55	20	8	5	3.64
30.	Hostel	11	40	15	23	11	3.18
31.	Recreation	14	51	24	8	3	3.65
32.	Health care	11	59	18	9	3	3.65
33.	General library	32	58	5	5	0	4.18
34.	Department library	18	66	11	3	2	3.97
35.	Extracurricular	12	57	17	9	5	3.64

36.	Sports	12	45	23	15	5	3.45
37.	Canteen	11	50	18	12	9	3.41
Students are satisfied with the university's campus facilities. They expect more facilities in the hostel, sports, and canteen. Classrooms, computers and internet, amenities services, recreation, health care, department libraries, and extracurriculars can still be improved.							
Extension activities							
38	Outreach activities	14	51	24	8	3	3.65
39	Participation in extension activities	20	61	15	2	2	3.97
The pupils are moderately satisfied with the extension activities done by the department. Outreach activities and participation in extension activities are further enhanced.							

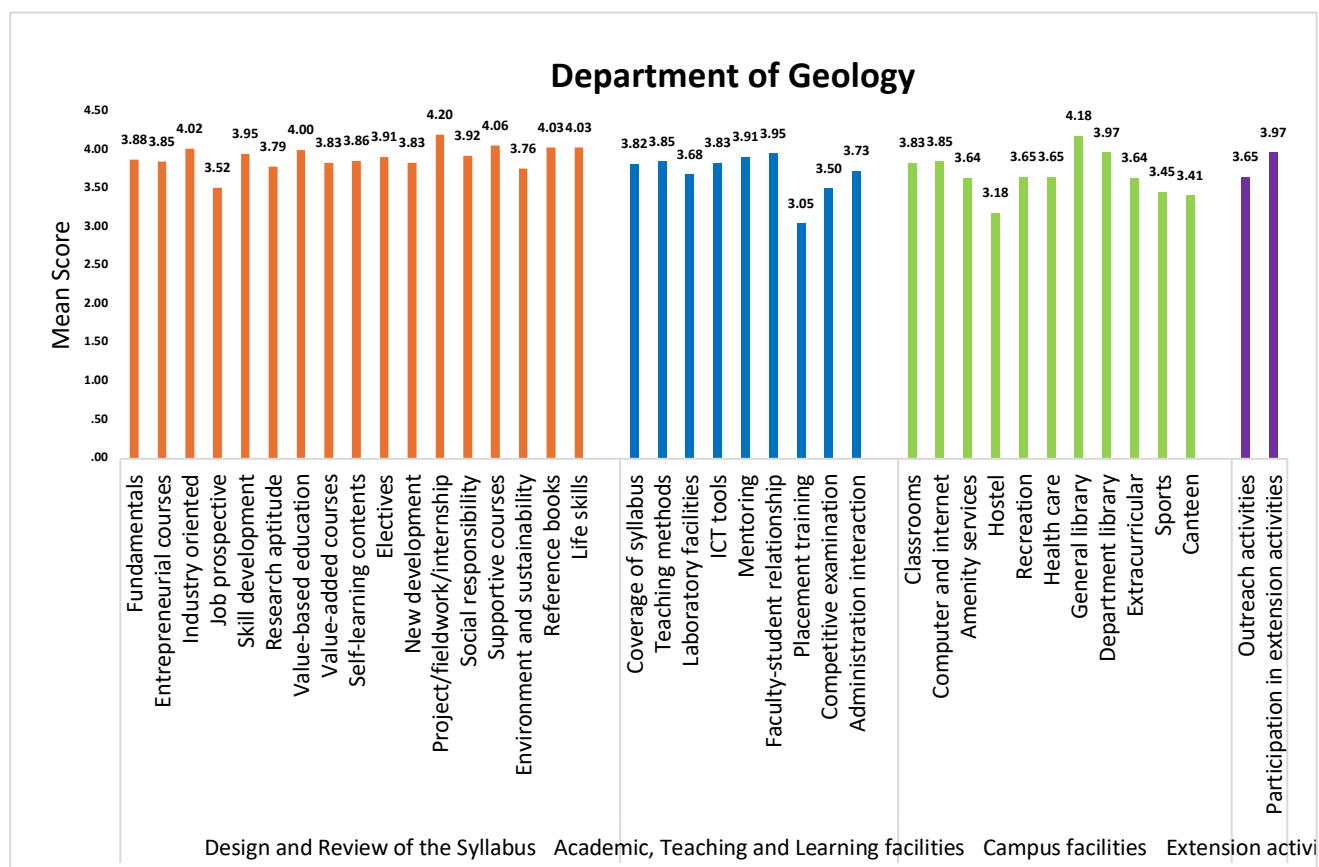


Table – 17:Department of History*Total Number of Students: 27*

S. No	Questions	Strongly agree (%)	Agree (%)	Neither agree nor disagree (%)	Disagree (%)	Strongly disagree (%)	Mean score
Design and Review of the Syllabus							
1.	Fundamentals	56	44	0	0	0	4.56
2.	Entrepreneurial courses	30	59	7	4	0	4.15
3.	Industry oriented	33	48	15	4	0	4.11
4.	Job prospective	44	23	22	11	0	4.00
5.	Skill development	30	51	15	0	4	4.04
6.	Research aptitude	37	33	26	4	0	4.04
7.	Value-based education	41	48	7	4	0	4.26
8.	Value-added courses	41	29	22	4	4	4.00
9.	Self-learning contents	52	34	7	0	7	4.22
10.	Electives	59	30	11	0	0	4.48
11.	New development	41	36	19	4	0	4.15
12.	Project/fieldwork/internship	52	30	11	7	0	4.26
13.	Social responsibility	33	49	7	7	4	4.00
14.	Supportive courses	44	37	19	0	0	4.26
15.	Environment & sustainability	44	29	19	4	4	4.07
16.	Reference books	44	34	11	7	4	4.07
17.	Life skills	37	41	22	0	0	4.15
Students in the department are content with the design and review of the syllabus.							
Academic, Teaching and Learning facilities							
18.	Coverage of syllabus	22	67	7	0	4	4.04
19.	Teaching methods	59	34	7	0	0	4.52
20.	Laboratory facilities	26	40	19	15	0	3.78
21.	ICT tools	44	30	15	7	4	4.04
22.	Mentoring	33	45	22	0	0	4.11
23.	Faculty-student relationship	74	15	11	0	0	4.63
24.	Placement training	26	40	15	19	0	3.74
25.	Competitive examination	48	29	15	4	4	4.15
26.	Administration interaction	37	44	19	0	0	4.19
Students have graded positively for the academic, teaching, and learning facilities. They suggested improving laboratory facilities and placement training.							
Campus facilities							
27.	Classrooms	37	45	11	7	0	4.11
28.	Computer and internet	37	33	15	11	4	3.89
29.	Amenity services	33	59	0	4	4	3.96
30.	Hostel	41	33	11	11	4	3.70
31.	Recreation	30	62	0	4	4	3.96
32.	Health care	37	45	11	7	0	4.11
33.	General library	48	34	11	7	0	4.22

34.	Department library	44	42	7	7	0	4.22
35.	Extracurricular	33	48	15	0	4	3.85
36.	Sports	44	44	04	4	4	4.15
37.	Canteen	15	36	11	19	19	3.11
Learners are happy with the facilities provided on the university campus. They expected more facilities in the canteen, computer, and internet.							
Extension activities							
38.	Outreach activities	30	37	19	7	7	3.74
39.	Participation in extension activities	63	29	4	4	0	4.52
Students are satisfied with the extension activities done in the department. Outreach activities are to be extended.							

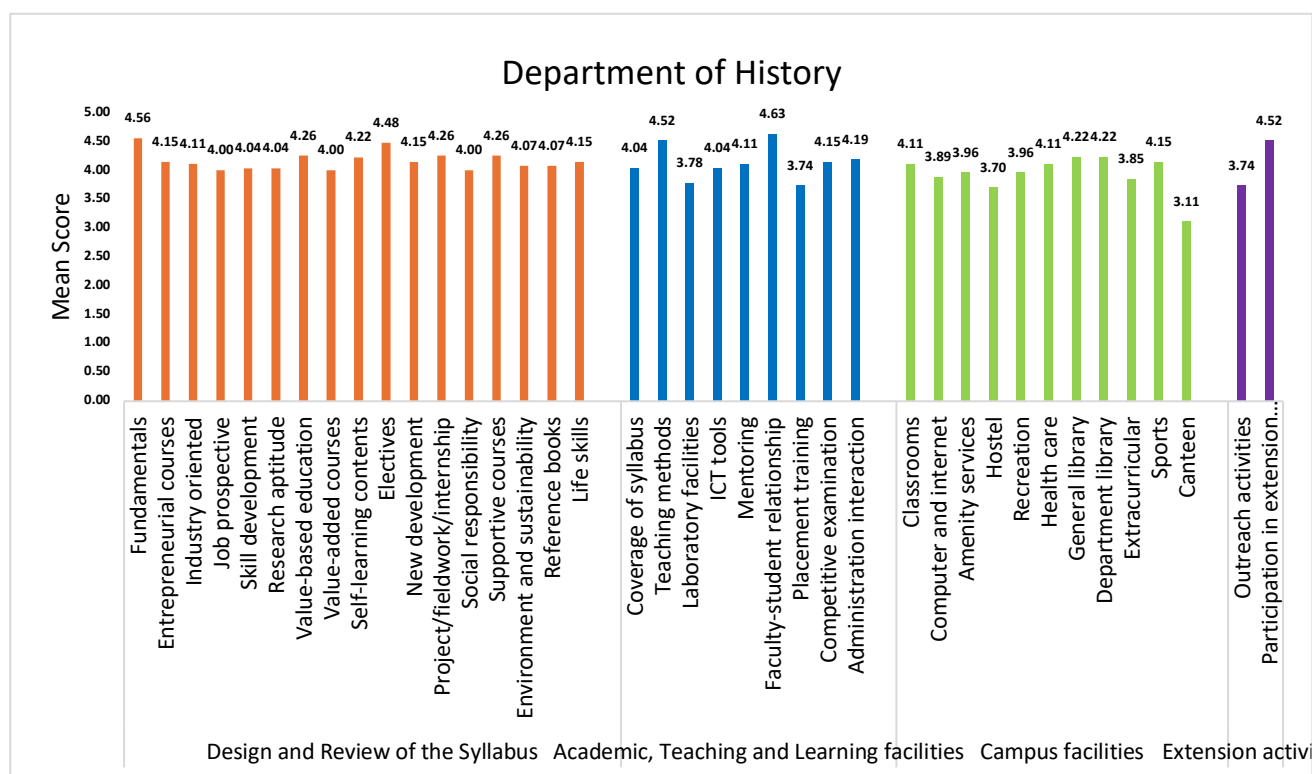


Table – 18: Department of Journalism and Mass Communication*Total Number of Students: 70*

S.No	Questions	Strongly agree (%)	Agree (%)	Neither agree nor Disagree (%)	Disagree (%)	Strongly Disagree (%)	Mean score
Design and Review of the Syllabus							
1.	Fundamentals	34	58	7	1	0	4.24
2.	Entrepreneurial courses	27	53	11	3	6	3.93
3.	Industry oriented	39	38	16	6	1	4.07
4.	Job prospective	30	49	17	4	0	4.04
5.	Skill development	36	50	9	1	4	4.11
6.	Research aptitude	33	52	11	4	0	4.13
7.	Value-based education	34	45	13	4	4	4.00
8.	Value-added courses	34	49	16	1	0	4.16
9.	Self-learning contents	34	47	16	3	0	4.13
10.	Electives	39	47	11	3	0	4.21
11.	New development	36	49	10	4	1	4.13
12.	Project/fieldwork/internship	37	49	11	3	0	4.20
13.	Social responsibility	31	53	13	3	0	4.13
14.	Supportive courses	34	48	14	4	0	4.11
15.	Environment & sustainability	40	37	17	3	3	4.09
16.	Reference books	37	48	10	4	1	4.14
17.	Life skills	40	48	11	1	0	4.26
Students and scholars are moderately satisfied with the design and review of the syllabus. However, job perspective, entrepreneurial courses, and value-based education are suggested for further improvement.							
Academic, Teaching and Learning facilities							
18.	Coverage of syllabus	47	44	6	3	0	4.36
19.	Teaching methods	31	48	17	4	0	4.06
20.	Laboratory facilities	40	44	11	4	1	4.16
21.	ICT tools	36	41	13	7	3	4.00
22.	Mentoring	39	42	13	3	3	4.11
23.	Faculty-student relationship	37	42	16	4	1	4.09
24.	Placement training	36	49	11	4	0	4.16
25.	Competitive examination	31	49	11	3	6	3.97
26.	Administration interaction	40	43	14	3	0	4.20
The learners are content with the academic, teaching, and learning facilities in the department. ICT tools and competitive examinations are to be improved.							
Campus facilities							
27.	Classrooms	49	36	10	4	1	4.26
28.	Computer and internet	29	51	11	6	3	3.97
29.	Amenity services	34	48	10	4	4	4.03
30.	Hostel	19	46	21	11	3	3.66
31.	Recreation	46	36	14	4	0	4.23
32.	Health care	31	47	13	6	3	3.99
33.	General library	31	57	9	3	0	4.17
34.	Department library	37	46	14	3	0	4.17

35.	Extracurricular	33	52	10	4	1	4.10
36.	Sports	33	36	20	4	7	3.83
37.	Canteen	33	47	11	9	0	4.04
Students are satisfied with the facilities provided, and they anticipate developments in computer and internet, sports, and hostels.							
Extension activities							
38.	Outreach activities	39	50	10	0	1	4.24
39.	Participation in extension activities	36	47	13	1	3	4.11
The learners are satisfied with the department's extension activities.							

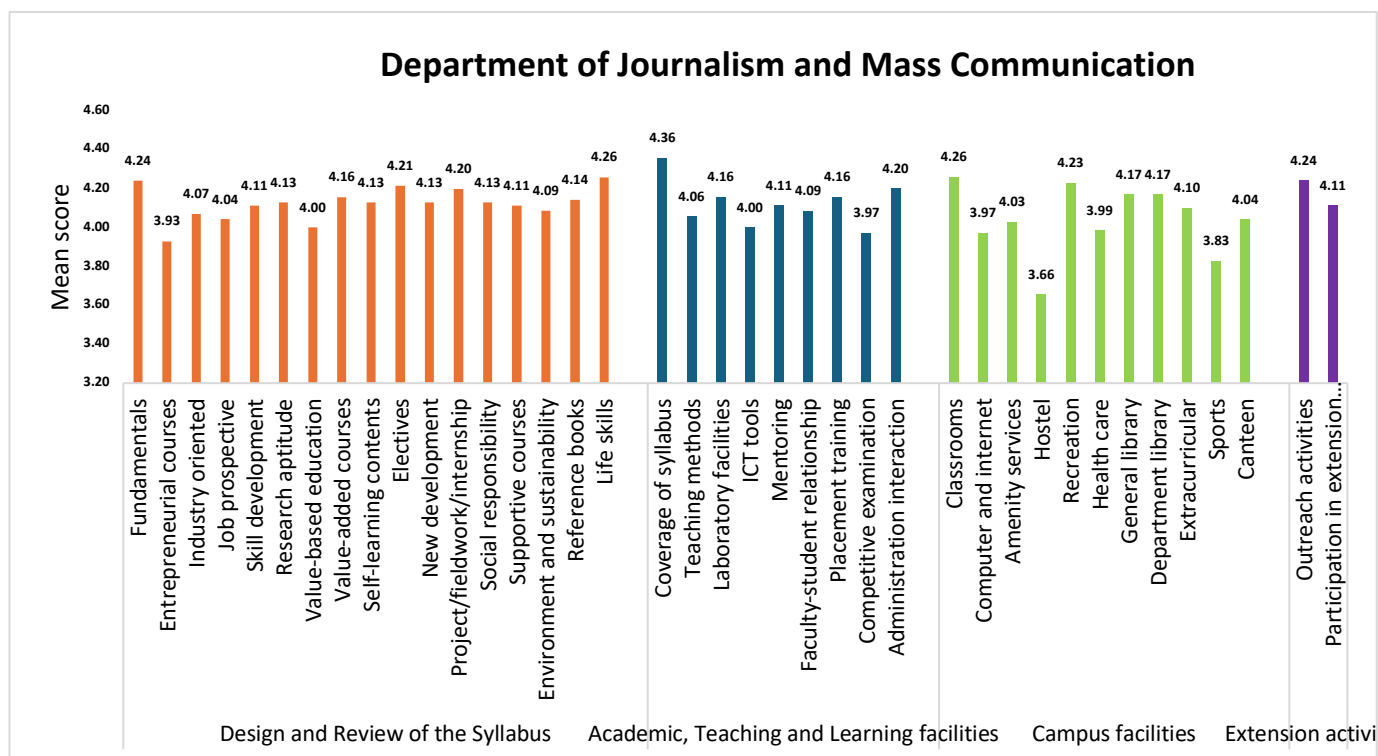


Table – 19: Department of Library and Information Science*Total Number of Students: 14*

S. No	Questions	Strongly agree (%)	Agree (%)	Neither agree nor disagree (%)	Disagree (%)	Strongly disagree (%)	Mean score
Design and Review of the Syllabus							
1.	Fundamentals	0	100	0	0	0	4.00
2.	Entrepreneurial courses	7	36	50	7	0	3.43
3.	Industry oriented	43	57	0	0	0	4.43
4.	Job prospective	21	58	21	0	0	4.00
5.	Skill development	50	43	7	0	0	4.43
6.	Research aptitude	50	43	7	0	0	4.43
7.	Value-based education	29	64	7	0	0	4.21
8.	Value-added courses	43	50	7	0	0	4.36
9.	Self-learning contents	50	43	7	0	0	4.43
10.	Electives	14	79	7	0	0	4.07
11.	New development	14	79	7	0	0	4.07
12.	Project/fieldwork/internship	57	43	0	0	0	4.57
13.	Social responsibility	29	57	14	0	0	4.14
14.	Supportive courses	14	79	7	0	0	4.07
15.	Environment & sustainability	14	72	14	0	0	4.00
16.	Reference books	36	57	7	0	0	4.29
17.	Life skills	64	36	0	0	0	4.64
The pupils in the department are satisfied with the design and review of the syllabus. Entrepreneurial courses are to be upgraded.							
Academic, Teaching and Learning facilities							
18.	Coverage of syllabus	21	79	0	0	0	4.21
19.	Teaching methods	29	64	7	0	0	4.21
20.	Laboratory facilities	29	50	21	0	0	4.07
21.	ICT tools	14	79	7	0	0	4.07
22.	Mentoring	36	57	7	0	0	4.29
23.	Faculty-student relationship	57	36	7	0	0	4.50
24.	Placement training	57	36	7	0	0	4.50
25.	Competitive examination	14	86	0	0	0	4.14
26.	Administration interaction	57	43	0	0	0	4.57
Students are pleased with the academic, teaching, and learning activities of the department.							
Campus facilities							
27.	Classrooms	7	86	7	0	0	4.00
28.	Computer and internet	29	64	7	0	0	4.21
29.	Amenity services	14	72	14	0	0	4.00
30.	Hostel	0	64	36	0	0	3.64
31.	Recreation	14	86	0	0	0	4.14
32.	Health care	21	72	7	0	0	4.14
33.	General library	79	21	0	0	0	4.79
34.	Department library	57	43	0	0	0	4.57

35.	Extracurricular	36	64	0	0	0	4.36
36.	Sports	29	71	0	0	0	4.29
37.	Canteen	14	79	7	0	0	4.07
The learners in the department are satisfied with the facilities provided on the university campus. The hostel, classrooms, amenities services, and canteen are to be improved.							
Extension activities							
38.	Outreach activities	43	50	7	0	0	4.36
39.	Participation in extension activities	43	57	0	0	0	4.43
Students are satisfied with the extension activities done in the department.							

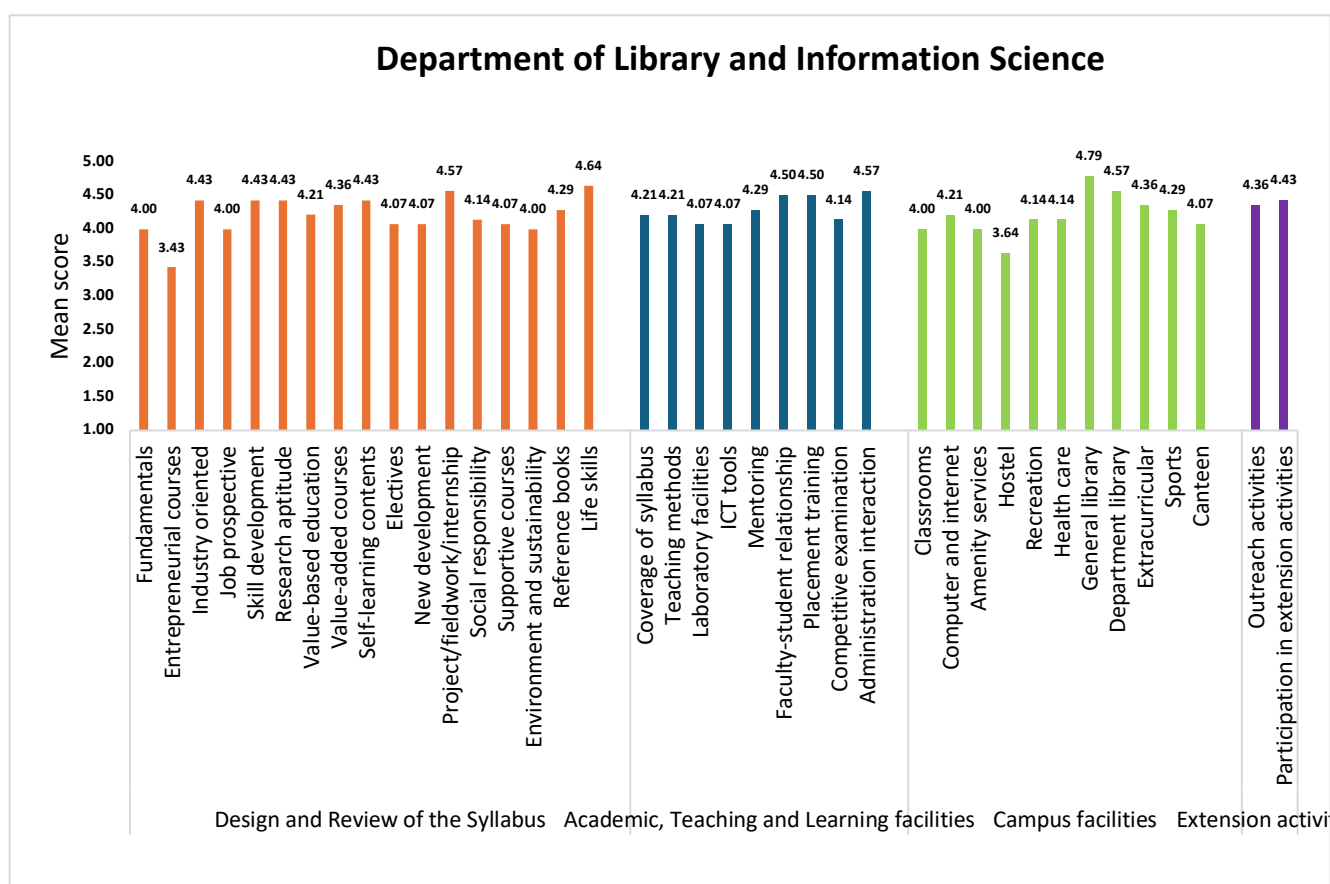


Table – 20: Department of Management Studies*Total Number of Students: 100*

S. No	Questions	Strongly agree (%)	Agree (%)	Neither agree nor disagree (%)	Disagree (%)	Strongly disagree (%)	Mean score
Design and Review of the Syllabus							
1.	Fundamentals	39	57	4	0	0	4.35
2.	Entrepreneurial courses	31	56	12	0	1	4.16
3.	Industry oriented	28	52	17	1	2	4.03
4.	Job prospective	21	50	22	5	2	3.83
5.	Skill development	29	55	13	3	0	4.10
6.	Research aptitude	22	60	13	4	1	3.98
7.	Value-based education	36	49	11	4	0	4.17
8.	Value-added courses	33	53	9	3	2	4.12
9.	Self-learning contents	33	48	15	2	2	4.08
10.	Electives	27	49	20	4	0	3.99
11.	New development	32	48	15	3	2	4.05
12.	Project/fieldwork/internship	35	46	16	2	1	4.12
13.	Social responsibility	33	46	14	6	1	4.04
14.	Supportive courses	25	54	16	4	1	3.98
15.	Environment & sustainability	28	48	19	3	2	3.97
16.	Reference books	33	46	17	4	0	4.08
17.	Life skills	40	48	10	1	1	4.25
Students are satisfied with the syllabus. Job prospects, electives, supportive courses, and environment and sustainability are to be upgraded.							
Academic, Teaching and Learning facilities							
18.	Coverage of syllabus	34	55	9	2	0	4.21
19.	Teaching methods	33	52	15	0	0	4.18
20.	Laboratory facilities	33	53	11	2	1	4.15
21.	ICT tools	34	45	16	4	1	4.07
22.	Mentoring	31	56	9	3	1	4.13
23.	Faculty-student relationship	28	52	17	2	1	4.04
24.	Placement training	23	46	22	4	5	3.78
25.	Competitive examination	27	46	20	4	3	3.90
26.	Administration interaction	32	43	22	1	2	4.02
Students are satisfied with the academic, teaching, and learning activities of the department. Placement training, competitive examinations, and ICT tools are to be integrated into teaching.							

	Campus facilities						
27.	Classrooms	35	56	8	0	1	4.24
28.	Computer and internet	34	55	8	2	1	4.19
29.	Amenity services	28	52	18	2	0	4.06
30.	Hostel	17	51	26	5	1	3.78
31.	Recreation	32	49	17	1	1	4.10
32.	Health care	31	50	16	2	1	4.08
33.	General library	40	52	6	2	0	4.30
34.	Department library	31	57	8	4	0	4.15
35.	Extracurricular	29	55	11	4	1	4.07
36.	Sports	29	46	20	5	0	3.99
37.	Canteen	26	41	18	8	7	3.71

The students in the department are satisfied with the facilities provided on the university campus. Hostel, extracurricular, computer and internet, department library, sports, and canteen are to be enhanced.

Extension activities							
38.	Outreach activities	28	57	13	2	0	4.11
39.	Participation in extension activities	27	60	11	2	0	4.12

Students are content with the extension activities done in the department.

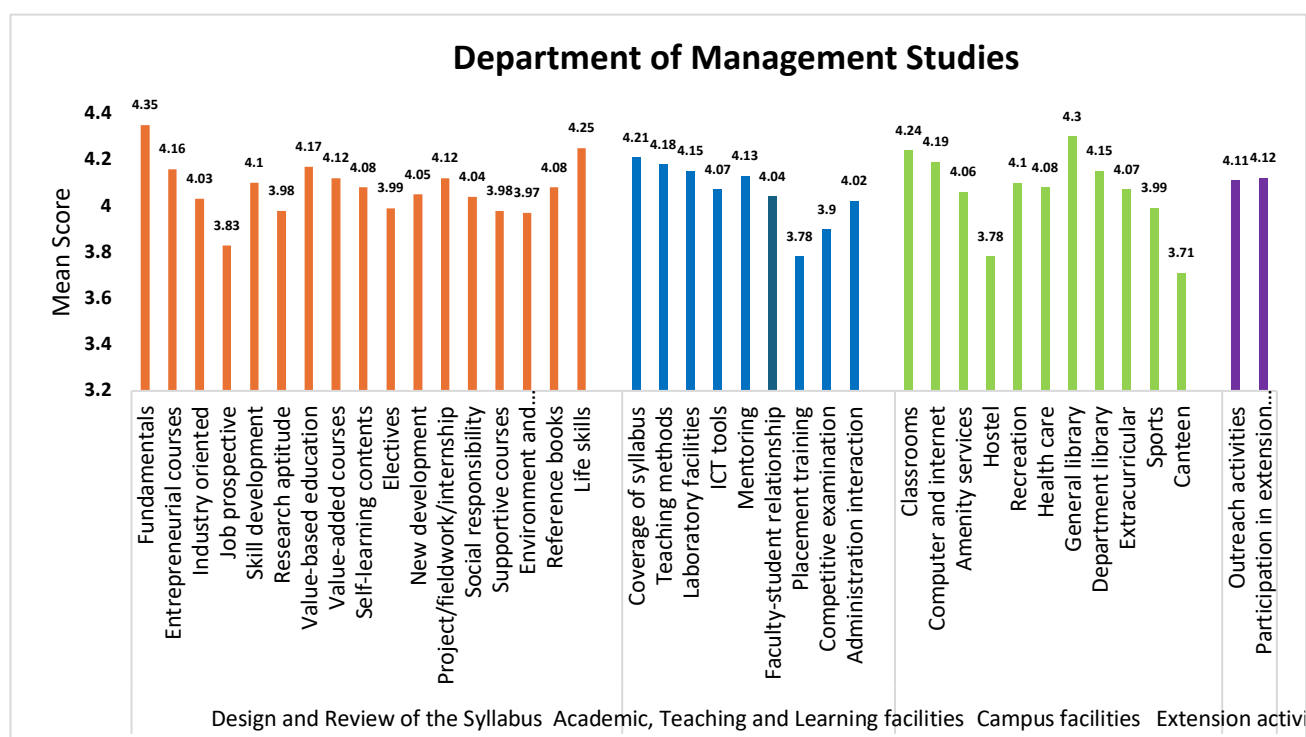


Table – 21: Department of Mathematics*Total Number of Students: 64*

S. No	Questions	Strongly agree (%)	Agree (%)	Neither agree nor disagree (%)	Disagree (%)	Strongly disagree (%)	Mean score
Design and Review of the Syllabus							
1.	Fundamentals	66	34	0	0	0	4.66
2.	Entrepreneurial courses	23	71	3	3	0	4.14
3.	Industry oriented	53	42	3	2	0	4.47
4.	Job prospective	20	72	8	0	0	4.13
5.	Skill development	48	50	2	0	0	4.47
6.	Research aptitude	50	47	3	0	0	4.47
7.	Value-based education	53	45	0	2	0	4.50
8.	Value-added courses	44	51	5	0	0	4.39
9.	Self-learning contents	59	39	2	0	0	4.58
10.	Electives	52	44	2	2	0	4.47
11.	New development	44	51	5	0	0	4.39
12.	Project/fieldwork/internship	75	25	0	0	0	4.75
13.	Social responsibility	34	59	5	2	0	4.27
14.	Supportive courses	53	44	3	0	0	4.50
15.	Environment & sustainability	23	72	5	0	0	4.19
16.	Reference books	83	15	2	0	0	4.81
17.	Life skills	36	61	3	0	0	4.33
The learners are satisfied with their design and review of the syllabus.							
Academic, Teaching and Learning facilities							
18.	Coverage of syllabus	77	23	0	0	0	4.77
19.	Teaching methods	58	42	0	0	0	4.58
20.	Laboratory facilities	94	6	0	0	0	4.94
21.	ICT tools	61	37	2	0	0	4.59
22.	Mentoring	83	17	0	0	0	4.83
23.	Faculty-student relationship	63	32	5	0	0	4.58
24.	Placement training	13	73	9	2	3	3.91
25.	Competitive examination	38	53	6	3	0	4.25
26.	Administration interaction	22	67	9	2	0	4.09
Students are pleased with the academic, teaching, and learning activities of the department. They desired placement training.							
Campus facilities							

27.	Classrooms	80	20	0	0	0	4.80
28.	Computer and internet	83	17	0	0	0	4.83
29.	Amenity services	25	67	8	0	0	4.17
30.	Hostel	11	66	20	3	0	3.84
31.	Recreation	31	66	3	0	0	4.28
32.	Health care	34	58	6	2	0	4.25
33.	General library	88	12	0	0	0	4.88
34.	Department library	84	16	0	0	0	4.84
35.	Extracurricular	25	65	5	3	2	4.09
36.	Sports	11	65	16	5	3	3.77
37.	Canteen	20	60	6	8	6	3.80

Students are satisfied with the campus facilities at the university. The hostel, sports, and canteen are to be enhanced.

Extension activities

38.	Outreach activities	55	38	3	2	2	4.44
39.	Participation in extension activities	47	49	0	2	2	4.39

Students are content with the extension activities done in the department.

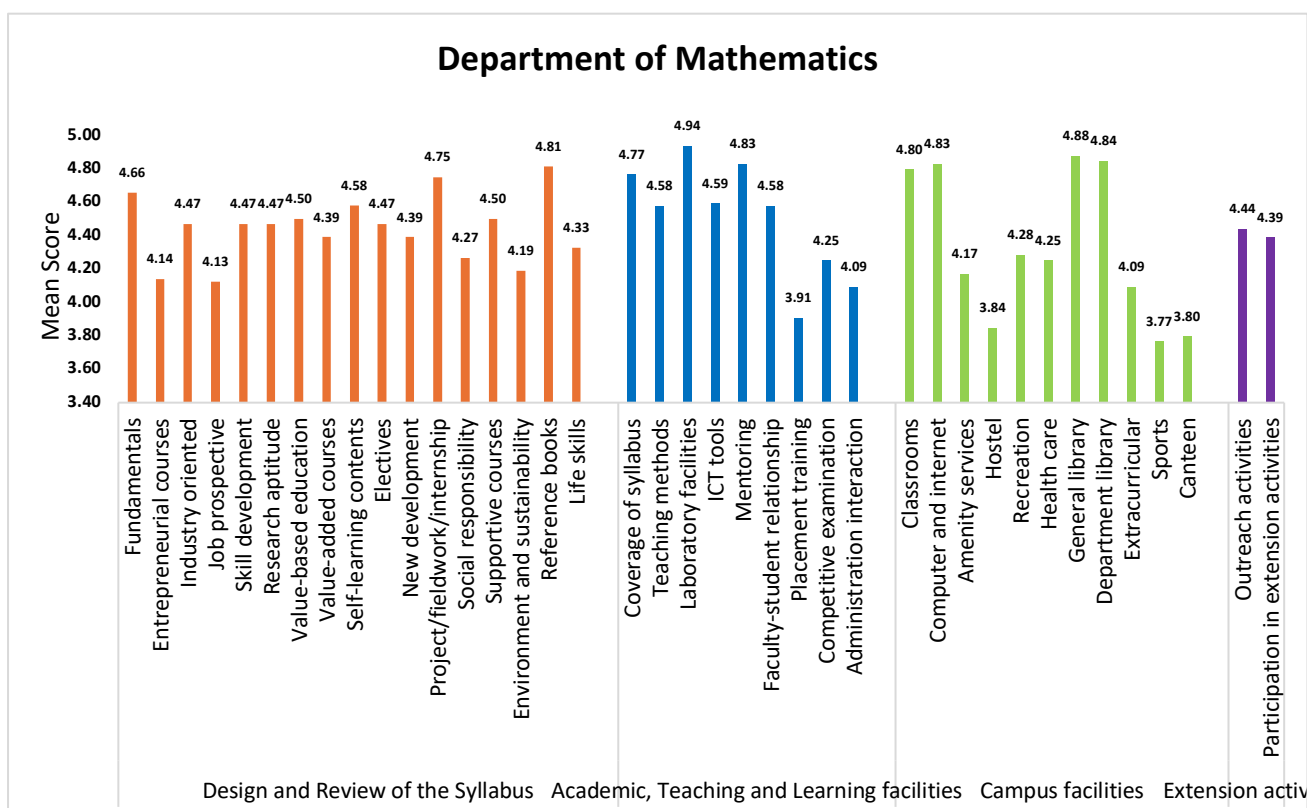


Table – 22: Department of Microbiology*Total Number of Students: 51*

S. No	Questions	Strongly agree (%)	Agree (%)	Neither agree nor disagree (%)	Disagree (%)	Strongly disagree (%)	Mean score
Design and Review of the Syllabus							
1.	Fundamentals	61	39	0	0	0	4.61
2.	Entrepreneurial courses	22	72	6	0	0	4.16
3.	Industry oriented	53	47	0	0	0	4.53
4.	Job prospective	35	55	8	0	2	4.22
5.	Skill development	51	45	2	2	0	4.45
6.	Research aptitude	53	47	0	0	0	4.53
7.	Value-based education	41	53	6	0	0	4.35
8.	Value-added courses	29	57	12	2	0	4.14
9.	Self-learning contents	53	41	6	0	0	4.47
10.	Electives	37	59	4	0	0	4.33
11.	New development	47	47	4	2	0	4.39
12.	Project/fieldwork/internship	57	43	0	0	0	4.57
13.	Social responsibility	39	49	10	2	0	4.25
14.	Supportive courses	39	55	4	2	0	4.31
15.	Environment & sustainability	33	57	10	0	0	4.24
16.	Reference books	65	33	2	0	0	4.63
17.	Life skills	59	33	8	0	0	4.51
Students are satisfied with their syllabus.							
Academic, Teaching and Learning facilities							
18.	Coverage of syllabus	45	55	0	0	0	4.45
19.	Teaching methods	53	45	2	0	0	4.51
20.	Laboratory facilities	55	39	6	0	0	4.49
21.	ICT tools	59	39	2	0	0	4.57
22.	Mentoring	59	41	0	0	0	4.59
23.	Faculty-student relationship	47	49	4	0	0	4.43
24.	Placement training	22	54	22	2	0	3.96
25.	Competitive examination	18	66	12	2	2	3.96
26.	Administration interaction	33	59	8	0	0	4.25
Students are content with the academic, teaching, and learning activities of the department. They desired more facilities for placement training and competitive examinations.							
Campus facilities							

27.	Classrooms	63	37	0	0	0	4.63
28.	Computer and internet	59	41	0	0	0	4.59
29.	Amenity services	39	55	6	0	0	4.33
30.	Hostel	18	60	12	4	6	3.80
31.	Recreation	47	51	2	0	0	4.24
32.	Health care	47	51	2	0	0	4.45
33.	General library	88	12	0	0	0	4.88
34.	Department library	73	25	2	0	0	4.71
35.	Extracurricular	41	47	10	0	2	4.25
36.	Sports	10	66	16	6	2	3.65
37.	Canteen	24	62	8	2	4	4.00

The learners in the department are satisfied with the facilities provided on the university campus. Hostels and sports need to be enhanced.

Extension activities

38.	Outreach activities	43	45	12	0	0	4.31
39.	Participation in extension activities	47	41	12	0	0	4.35

Students are content with the Extension activities done by the department

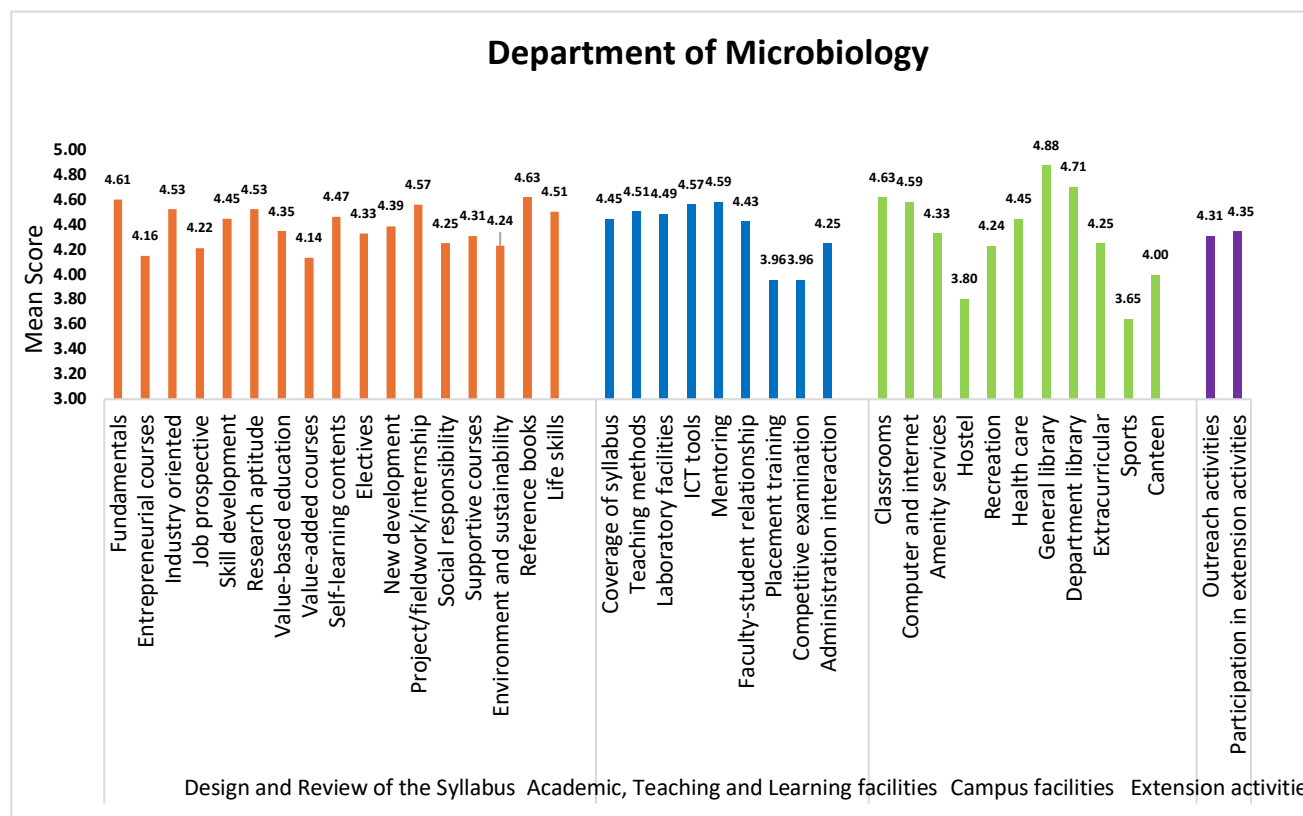


Table – 23: Department of Nutrition and Dietetics*Total Number of Students: 54*

S.N o	Questions	Strongly agree (%)	Agree (%)	Neither agree nor disagree (%)	Disagree (%)	Strongly disagree (%)	Mean score
Design and Review of the Syllabus							
1.	Fundamentals	43	57	0	0	0	4.43
2.	Entrepreneurial courses	22	72	6	0	0	4.17
3.	Industry oriented	57	41	2	0	0	4.56
4.	Job prospective	20	78	2	0	0	4.19
5.	Skill development	39	57	4	0	0	4.35
6.	Research aptitude	41	59	0	0	0	4.41
7.	Value-based education	54	46	0	0	0	4.54
8.	Value-added courses	39	61	0	0	0	4.39
9.	Self-learning contents	50	50	0	0	0	4.50
10.	Electives	57	43	0	0	0	4.57
11.	New development	52	48	0	0	0	4.52
12.	Project/fieldwork/internship	70	28	2	0	0	4.69
13.	Social responsibility	44	56	0	0	0	4.44
14.	Supportive courses	56	44	0	0	0	4.56
15.	Environment and sustainability	41	59	0	0	0	4.41
16.	Reference books	59	41	0	0	0	4.59
17.	Life skills	48	52	0	0	0	4.48
Students are satisfied with their design and review of the syllabus.							
Academic, Teaching and Learning facilities							
18.	Coverage of syllabus	63	33	4	0	0	4.59
19.	Teaching methods	56	40	4	0	0	4.52
20.	Laboratory facilities	35	56	9	0	0	4.26
21.	ICT tools	50	48	2	0	0	4.48
22.	Mentoring	57	41	2	0	0	4.56
23.	Faculty-student relationship	39	55	6	0	0	4.33
24.	Placement training	31	65	4	0	0	4.28
25.	Competitive examination	30	61	9	0	0	4.20
26.	Administration interaction	35	65	0	0	0	4.35
Students are satisfied with the Academic, Teaching and Learning activities of the department.							
Campus facilities							

27.	Classrooms	54	46	0	0	0	4.54
28.	Computer and internet	33	67	0	0	0	4.33
29.	Amenity services	43	57	0	0	0	4.43
30.	Hostel	33	67	0	0	0	4.33
31.	Recreation	31	67	2	0	0	4.30
32.	Health care	37	63	0	0	0	4.37
33.	General library	61	39	0	0	0	4.61
34.	Department library	46	52	2	0	0	4.44
35.	Extracurricular	33	65	2	0	0	4.31
36.	Sports	11	85	2	2	0	4.06
37.	Canteen	31	52	13	0	4	4.07

The students are satisfied with the facilities provided in the University campus. Facilities for sports and canteen are to be improved.

Extension activities

38.	Outreach activities	44	54	2	0	0	4.43
39.	Participation in extension activities	48	52	0	0	0	4.48

Students are pleased with the extension activities done by the department..

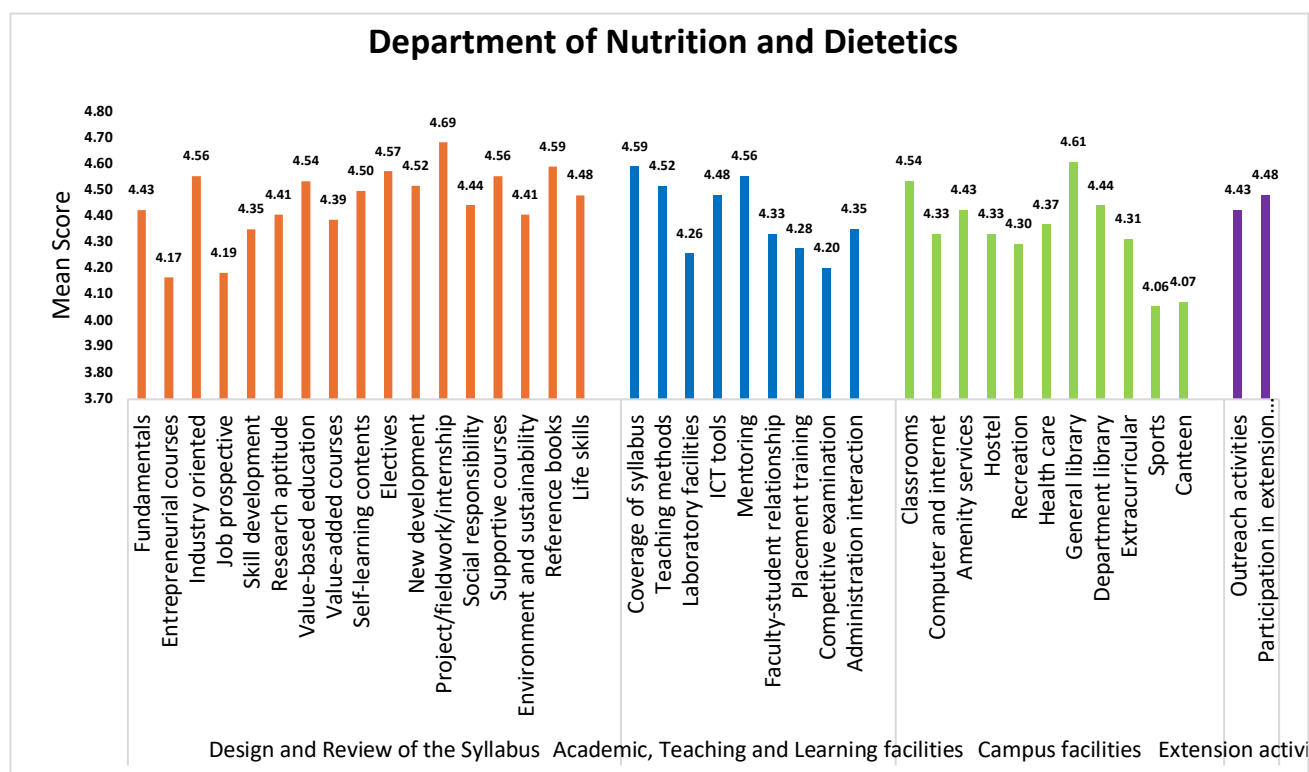


Table – 24: Department of Physics*Total Number of Students: 56*

S.No	Questions	Strongly agree (%)	Agree (%)	Neither agree nor disagree (%)	Disagree (%)	Strongly disagree (%)	Mean score
Design and Review of the Syllabus							
1.	Fundamentals	46	49	5	0	0	4.41
2.	Entrepreneurial courses	34	46	11	5	4	4.02
3.	Industry oriented	41	55	4	0	0	4.38
4.	Job prospective	25	62	9	4	0	4.09
5.	Skill development	43	50	7	0	0	4.36
6.	Research aptitude	57	41	0	0	2	4.52
7.	Value-based education	30	68	2	0	0	4.29
8.	Value-added courses	45	53	2	0	0	4.43
9.	Self-learning contents	41	55	4	0	0	4.38
10.	Electives	50	46	2	2	0	4.45
11.	New development	38	58	4	0	0	4.34
12.	Project/fieldwork/internship	59	41	0	0	0	4.59
13.	Social responsibility	29	62	7	0	2	4.16
14.	Supportive courses	48	48	4	0	0	4.45
15.	Environment and sustainability	29	66	5	0	0	4.23
16.	Reference books	55	45	0	0	0	4.55
17.	Life skills	32	64	2	2	0	4.27
The learners are content with the design and review of the syllabus. They suggested improving entrepreneurial courses and job prospects.							
Academic, Teaching and Learning facilities							
18.	Coverage of syllabus	57	43	0	0	0	4.57
19.	Teaching methods	43	50	5	2	0	4.34
20.	Laboratory facilities	57	37	2	2	2	4.46
21.	ICT tools	39	50	7	2	2	4.23
22.	Mentoring	57	41	2	0	0	4.55
23.	Faculty-student relationship	38	52	4	4	2	4.21
24.	Placement training	38	46	9	5	2	4.13
25.	Competitive examination	39	55	4	0	2	4.30
26.	Administration interaction	38	53	5	2	2	4.23

Students from the department are pleased with the academic, teaching, and learning activities of the department. They suggested more opportunities in placement training.

Campus facilities

27.	Classrooms	52	44	4	0	0	4.48
28.	Computer and internet	41	53	4	2	0	4.34
29.	Amenity services	45	49	2	2	2	4.34
30.	Hostel	36	57	5	2	0	4.27
31.	Recreation	41	50	9	0	0	4.32
32.	Health care	48	48	2	0	2	4.41
33.	General library	68	32	0	0	0	4.68
34.	Department library	55	43	2	0	0	4.54
35.	Extracurricular	41	46	9	2	2	4.23
36.	Sports	21	63	7	2	7	3.89
37.	Canteen	30	59	5	4	2	4.13

Students are content with the campus facilities provided, and they hope for sports facilities at the university.

Extension activities

38.	Outreach activities	50	46	2	2	0	4.45
39.	Participation in extension activities	46	52	0	0	2	4.41

The learners are satisfied with the extension activities.

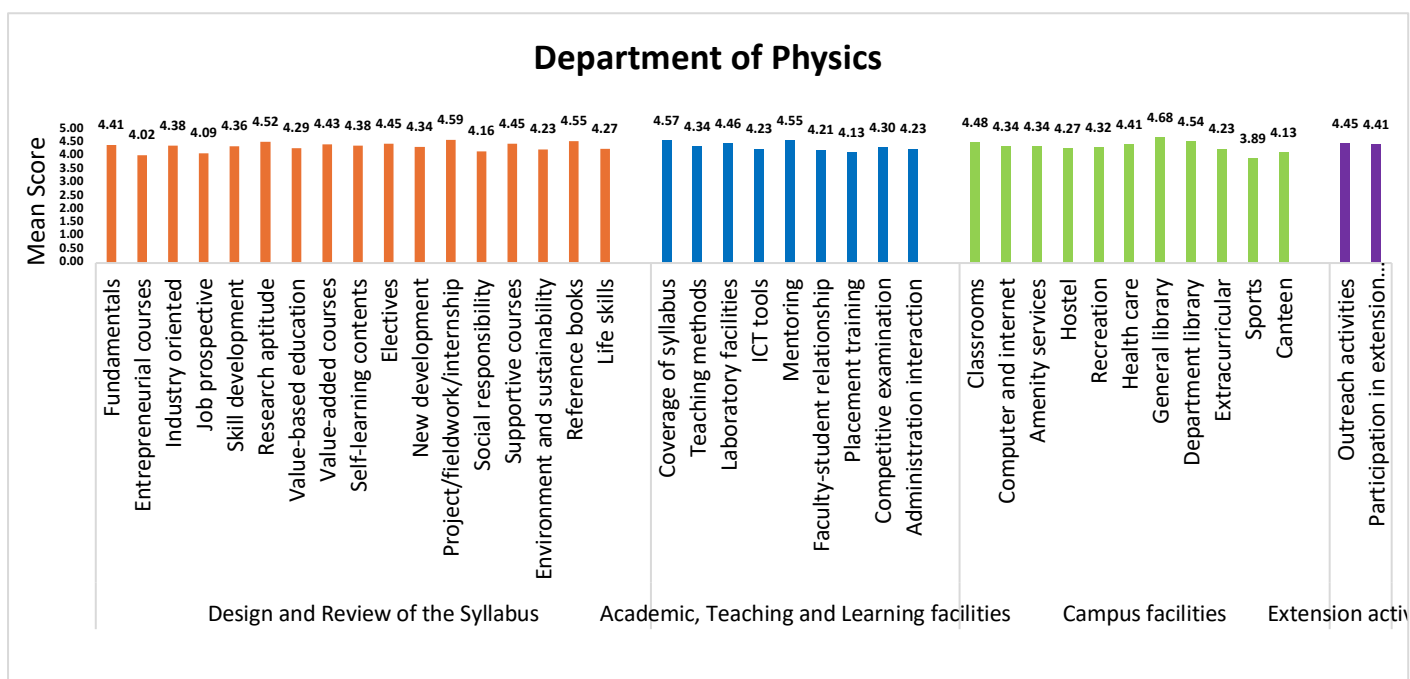


Table – 25: Department of Psychology*Total Number of Students: 52*

S.No	Questions	Strongly agree (%)	Agree (%)	Neither agree nor disagree (%)	Disagree (%)	Strongly disagree (%)	Mean score
Design and Review of the Syllabus							
1	Fundamentals	42	56	0	2	0	4.38
2	Entrepreneurial courses	17	56	17	10	0	3.81
3	Industry oriented	31	51	8	8	2	4.02
4	Job prospective	15	66	15	2	2	3.90
5	Skill development	31	50	15	4	0	4.08
6	Research aptitude	56	44	0	0	0	4.56
7	Value-based education	37	49	8	6	0	4.17
8	Value-added courses	33	59	0	6	2	4.15
9	Self-learning contents	56	34	4	4	2	4.38
10	Electives	29	32	10	27	2	3.60
11	New development	25	57	12	6	0	4.02
12	Project/fieldwork/internship	79	19	0	2	0	4.75
13	Social responsibility	33	57	8	2	0	4.21
14	Supportive courses	29	57	8	6	0	4.10
15	Environment & sustainability	25	44	19	10	2	3.81
16	Reference books	44	36	12	8	0	4.17
17	Life skills	44	48	2	4	2	4.29
Students are content with the design and review of the syllabus and seek more progress in the entrepreneurial courses, environment and sustainability, and electives given in the syllabus. Students want more job opportunity courses in the curriculum.							
Academic, Teaching and Learning facilities							
18	Coverage of syllabus	50	36	8	4	2	4.29
19	Teaching methods	35	51	6	8	0	4.13
20	Laboratory facilities	60	36	4	0	0	4.56
21	ICT tools	60	38	0	2	0	4.56
22	Mentoring	62	30	8	0	0	4.54
23	Faculty-student relationship	50	46	2	2	0	4.44
24	Placement training	17	29	12	29	13	3.08

25	Competitive examination	31	51	10	8	0	4.06
26	Administration interaction	23	48	8	15	6	3.67
Students are pleased with the academic, teaching, and learning activities of the department, and they suggested improvements in placement training and administration interaction.							
Campus facilities							
27	Classrooms	42	42	4	12	0	4.15
28	Computer and internet	48	44	4	4	0	4.37
29	Amenity services	40	35	8	15	2	3.96
30	Hostel	15	52	0	21	12	3.31
31	Recreation	17	39	13	25	6	3.37
32	Health care	31	49	6	6	8	3.90
33	General library	60	34	4	2	0	4.52
34	Department library	52	36	6	6	0	4.35
35	Extracurricular	27	34	8	27	4	3.54
36	Sports	13	32	13	27	15	3.00
37	Canteen	13	58	12	13	4	3.35
The learners are satisfied with the campus facilities, and they expect amenities in the hostel, recreation, sports, and canteen. Health care, extracurriculars, and amenity services need improvement.							
Extension activities							
38	Outreach activities	13	30	15	29	13	3.00
39	Participation in extension activities	27	42	17	6	8	3.75
Students are content with the department's participation in extension activities and moderately appreciate the outreach activities of the department.							

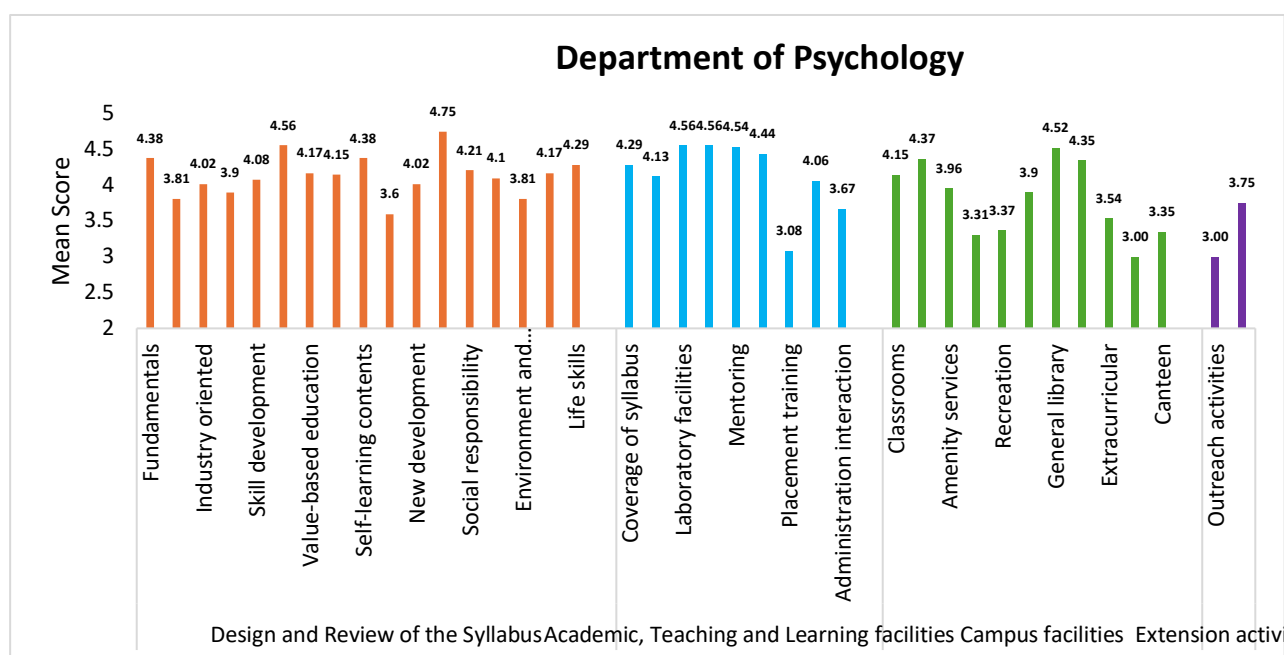


Table – 26: Department of Sociology*Total Number of Students: 24*

S. No	Questions	Strongly agree (%)	Agree (%)	Neither agree nor disagree (%)	Disagree (%)	Strongly disagree (%)	Mean score
Design and Review of the Syllabus							
1.	Fundamentals	25	67	8	0	0	4.17
2.	Entrepreneurial courses	8	42	21	25	4	3.25
3.	Industry oriented	8	42	21	25	4	3.25
4.	Job prospective	8	45	13	21	13	3.17
5.	Skill development	21	45	4	17	13	3.46
6.	Research aptitude	38	41	13	8	0	4.08
7.	Value-based education	17	46	29	4	4	3.67
8.	Value-added courses	17	33	42	4	4	3.54
9.	Self-learning contents	38	36	13	13	0	4.00
10.	Electives	21	67	8	0	4	4.00
11.	New development	29	25	21	21	4	3.54
12.	Project/fieldwork/internship	38	45	0	0	17	3.88
13.	Social responsibility	29	46	17	4	4	3.92
14.	Supportive courses	29	42	25	4	0	3.96
15.	Environment & sustainability	17	59	8	8	8	3.67
16.	Reference books	29	25	29	4	13	3.54
17.	Life skills	29	37	17	13	4	3.75
The learners express satisfaction with the syllabus but suggest updating it to include entrepreneurship, industry orientation, job prospects, and skill development. Furthermore, there is a need to strengthen courses that emphasise value-based education, new development, project/field/internship, social responsibility, environment, and sustainability. Students expect value-added and supportive courses to provide additional skills. There is a need to further enhance reference books and life skills.							
Academic, Teaching and Learning facilities							
18.	Coverage of syllabus	17	58	13	8	4	3.75
19.	Teaching methods	4	67	8	17	4	3.50
20.	Laboratory facilities	8	33	17	29	13	2.96
21.	ICT tools	8	54	21	13	4	3.50
22.	Mentoring	21	51	24	4	0	3.88
23.	Faculty-student relationship	21	28	21	17	13	3.29
24.	Placement training	0	16	38	29	17	2.54
25.	Competitive examination	4	29	25	13	29	2.67

26.	Administration interaction	8	33	17	25	17	2.92
Students are moderately pleased with the syllabus however laboratory facilities, placement training, competitive examination and administration interaction are to be concentrated more for the progress of the department. Teaching methods, usage of ICT tools, mentoring, faculty-student relationship are to be improved.							
Campus facilities							
27.	Classrooms	4	62	21	13	0	3.58
28.	Computer and internet	8	21	25	29	17	2.75
29.	Amenity services	4	38	50	4	4	3.33
30.	Hostel	4	33	38	4	21	2.96
31.	Recreation	13	38	33	8	8	3.38
32.	Health care	13	62	13	4	8	3.67
33.	General library	38	58	4	0	0	4.33
34.	Department library	17	70	13	0	0	4.04
35.	Extracurricular	8	42	21	25	4	3.25
36.	Sports	8	17	25	21	29	2.54
37.	Canteen	17	33	25	21	4	3.38
Students of the department are moderately content with the campus facilities. They seek facilities in computer and internet, hostel, sports, recreation, classrooms, canteen, amenity services and extracurricular.							
Extension activities							
38.	Outreach activities	25	67	0	8	0	4.08
39.	Participation in extension activities	25	67	8	0	0	4.17
The learners are satisfied with the extension activities of the department							

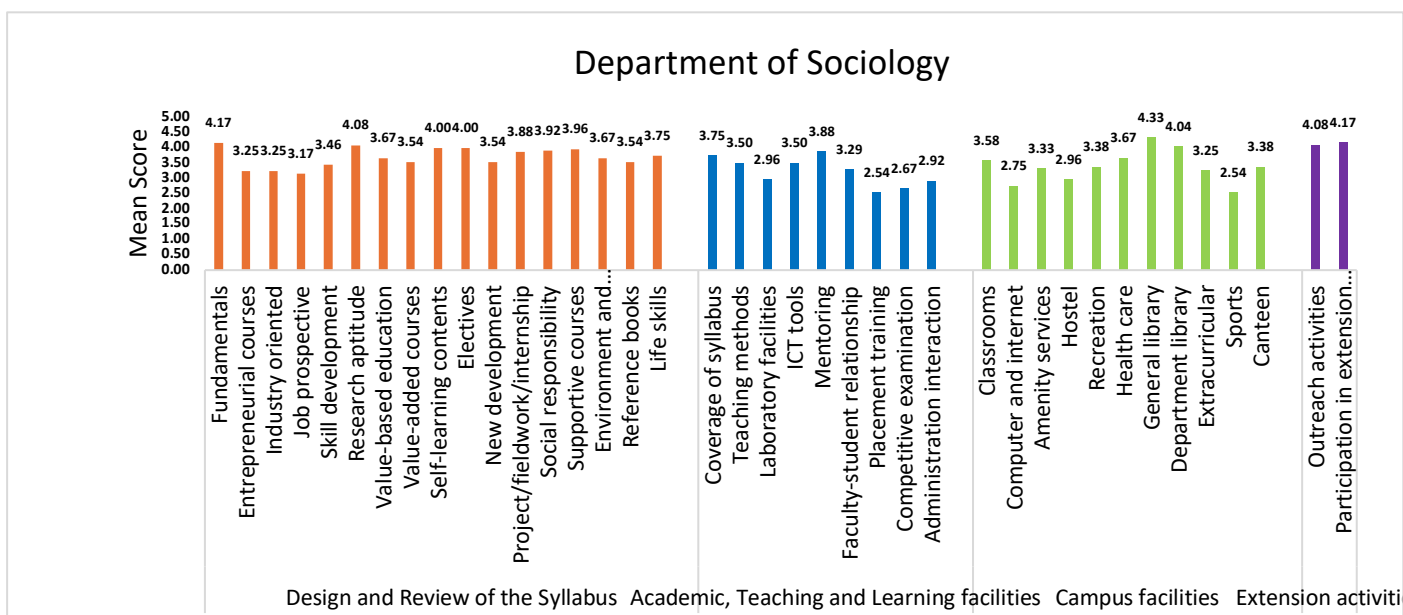


Table – 27: Department of Statistics*Total Number of Students: 73*

S. No	Questions	Strongly agree (%)	Agree (%)	Neither agree nor disagree (%)	Disagree (%)	Strongly disagree (%)	Mean score
Design and Review of the Syllabus							
1.	Fundamentals	30	60	10	0	0	4.21
2.	Entrepreneurial courses	8	62	18	12	0	3.66
3.	Industry oriented	27	53	16	4	0	4.03
4.	Job prospective	14	49	32	5	0	3.71
5.	Skill development	26	46	25	3	0	3.96
6.	Research aptitude	22	42	32	4	0	3.82
7.	Value-based education	22	54	16	5	3	3.86
8.	Value-added courses	21	42	29	8	0	3.75
9.	Self-learning contents	36	49	14	1	0	4.19
10.	Electives	22	48	23	4	3	3.81
11.	New development	25	45	23	4	3	3.85
12.	Project/fieldwork/internship	47	43	5	5	0	4.30
13.	Social responsibility	18	58	15	8	1	3.82
14.	Supportive courses	33	51	11	4	1	4.10
15.	Environment & sustainability	16	53	26	4	1	3.78
16.	Reference books	32	46	15	7	0	4.03
17.	Life skills	30	54	15	0	1	4.11
The learners are satisfied with the design and review of the syllabus. Students have given neutral feedback on the syllabus for entrepreneurial courses, value-based education, value-added courses, electives, new development, and social responsibility. To advance, there is a need to further improve the environment and sustainability, career prospects, skill development, and research aptitude.							
Academic, Teaching and Learning facilities							
18.	Coverage of syllabus	34	50	15	1	0	4.16
19.	Teaching methods	23	54	21	1	1	3.96
20.	Laboratory facilities	29	40	27	4	0	3.93
21.	ICT tools	18	52	22	7	1	3.78
22.	Mentoring	38	44	15	3	0	4.18
23.	Faculty-student relationship	36	53	7	4	0	4.21
24.	Placement training	11	42	36	7	4	3.49
25.	Competitive examination	30	35	25	7	3	3.84
26.	Administration interaction	30	54	15	1	0	4.12

Students are moderately content with the academic, teaching, and learning facilities provided. Teaching methods, laboratory facilities, ICT tools, placement training, and competitive examinations are to be improved further.

Campus facilities

27.	Classrooms	48	41	7	3	1	4.32
28.	Computer and internet	11	49	26	11	3	3.55
29.	Amenity services	22	47	26	4	1	3.84
30.	Hostel	22	46	21	8	3	3.77
31.	Recreation	23	57	16	4	0	3.99
32.	Health care	36	41	18	4	1	4.05
33.	General library	47	39	10	4	0	4.29
34.	Department library	32	45	12	8	3	3.95
35.	Extracurricular	23	51	15	7	4	3.82
36.	Sports	14	25	38	16	7	3.22
37.	Canteen	21	44	16	11	8	3.58

Students are satisfied with the university's campus facilities. Computer and internet, amenity services, hostel, recreation, department library, extracurriculars, sports, and canteen are to be further advanced for improvement.

Extension activities

38.	Outreach activities	34	49	12	5	0	4.11
39.	Participation in extension activities	40	53	7	0	0	4.33

The learners are satisfied with the extension activities carried out by the department.

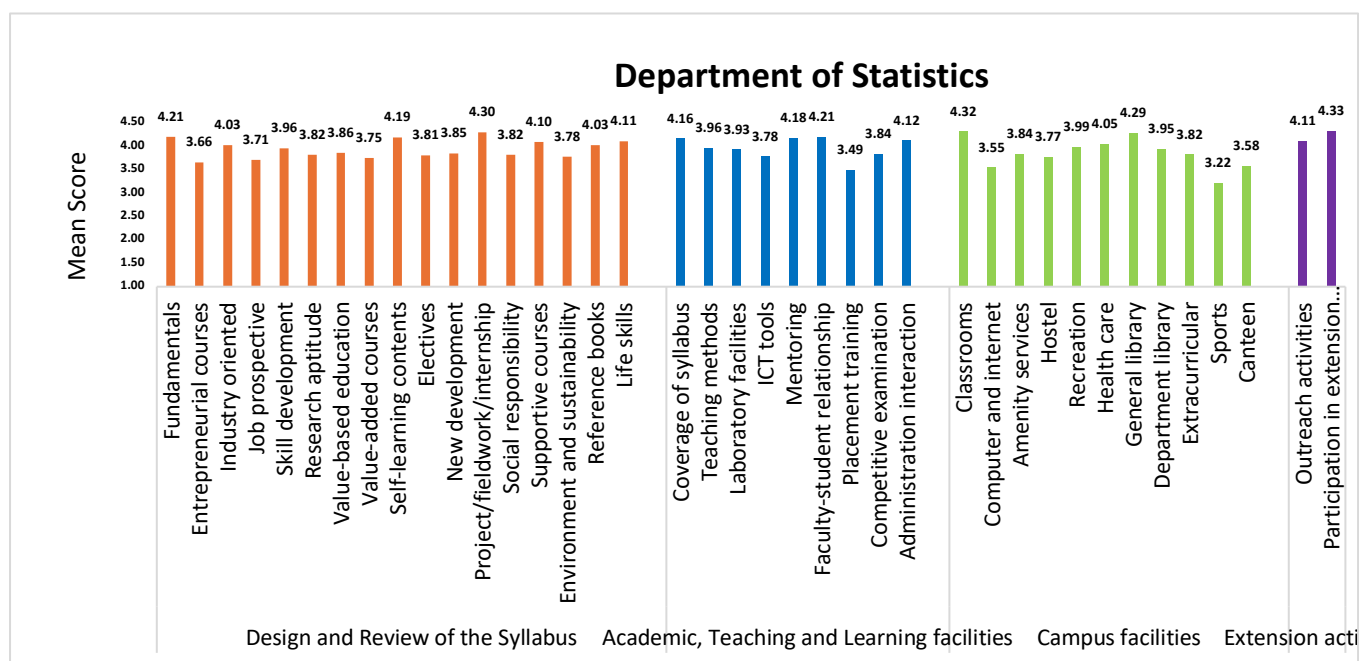


Table – 28:Department of Tamil*Total Number of Students: 60*

S.No	Questions	Strongly agree (%)	Agree (%)	Neither agree nor disagree (%)	Disagree (%)	Strongly disagree (%)	Mean score
Design and Review of the Syllabus							
1.	Fundamentals	95	5	0	0	0	4.95
2.	Entrepreneurial courses	93	7	0	0	0	4.93
3.	Industry oriented	95	5	0	0	0	4.95
4.	Job prospective	90	8	2	0	0	4.88
5.	Skill development	92	6	2	0	0	4.90
6.	Research aptitude	93	7	0	0	0	4.93
7.	Value-based education	93	7	0	0	0	4.93
8.	Value-added courses	95	5	0	0	0	4.95
9.	Self-learning contents	95	5	0	0	0	4.95
10.	Electives	93	5	2	0	0	4.92
11.	New development	93	7	0	0	0	4.93
12.	Project/fieldwork/internship	92	8	0	0	0	4.92
13.	Social responsibility	90	10	0	0	0	4.90
14.	Supportive courses	88	12	0	0	0	4.88
15.	Environment and sustainability	98	2	0	0	0	4.98
16.	Reference books	93	7	0	0	0	4.93
17.	Life skills	98	2	0	0	0	4.98
Students are highly satisfied with the design and review of the syllabus.							
Academic, Teaching and Learning facilities							
18.	Coverage of syllabus	100	0	0	0	0	5.00
19.	Teaching methods	93	7	0	0	0	4.93
20.	Laboratory facilities	97	3	0	0	0	4.97
21.	ICT tools	90	10	0	0	0	4.90
22.	Mentoring	95	5	0	0	0	4.95
23.	Faculty-student relationship	90	10	0	0	0	4.90
24.	Placement training	95	5	0	0	0	4.95
25.	Competitive examination	92	8	0	0	0	4.92

26.	Administration interaction	95	5	0	0	0	4.95
Students are highly pleased with the academic, teaching, and learning facilities in the department.							
Campus facilities							
27.	Classrooms	97	1	2	0	0	4.95
28.	Computer and internet	92	6	2	0	0	4.90
29.	Amenity services	92	8	0	0	0	4.92
30.	Hostel	90	10	0	0	0	4.90
31.	Recreation	93	5	2	0	0	4.92
32.	Health care	88	12	0	0	0	4.88
33.	General library	98	2	0	0	0	4.98
34.	Department library	95	5	0	0	0	4.95
35.	Extracurricular	93	5	2	0	0	4.92
36.	Sports	80	18	2	0	0	4.78
37.	Canteen	88	12	0	0	0	4.88
The learners are highly content with the Campus Facilities provided in the university							
Extension activities							
38.	Outreach activities	93	5	2	0	0	4.92
39.	Participation in extension activities	93	7	0	0	0	4.93
Students feel happy about the extension activities carried out by the department.							

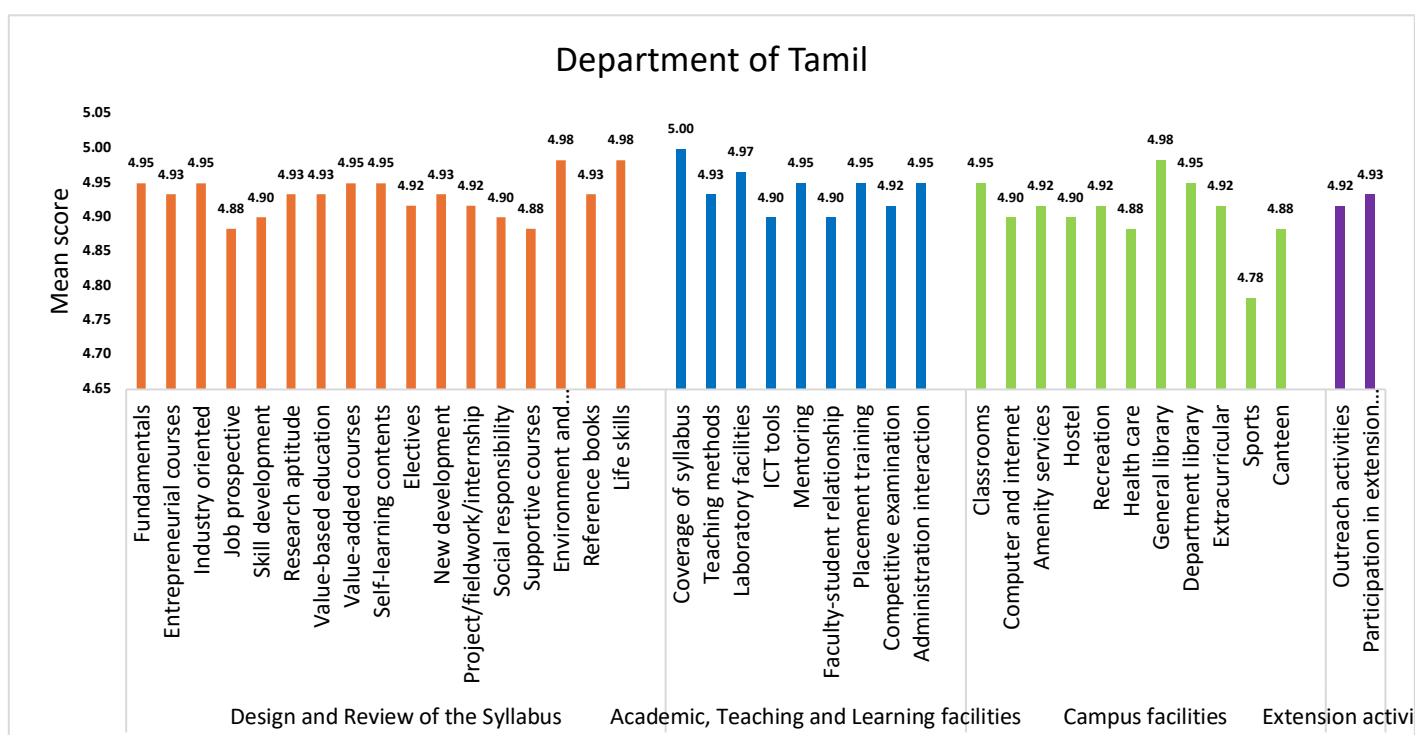


Table – 29: Department of Textiles and Apparel Design*Total Number of Students: 178*

S. No	Questions	Strongly agree (%)	Agree (%)	Neither agree nor disagree (%)	Disagree (%)	Strongly disagree (%)	Mean score
Design and Review of the Syllabus							
1.	Fundamentals	56	41	1	1	1	4.52
2.	Entrepreneurial courses	52	43	4	1	0	4.47
3.	Industry oriented	61	34	2	2	1	4.51
4.	Job prospective	52	42	5	1	0	4.45
5.	Skill development	62	33	3	0	2	4.54
6.	Research aptitude	49	45	3	2	1	4.40
7.	Value-based education	57	36	5	2	0	4.49
8.	Value-added courses	57	34	6	2	1	4.43
9.	Self-learning contents	55	39	3	2	1	4.45
10.	Electives	54	39	6	1	1	4.42
11.	New development	54	38	6	1	1	4.46
12.	Project/fieldwork/internship	67	30	2	1	0	4.63
13.	Social responsibility	48	42	7	2	1	4.36
14.	Supportive courses	53	41	4	2	0	4.46
15.	Environment & sustainability	65	26	5	3	1	4.52
16.	Reference books	50	45	4	1	0	4.44
17.	Life skills	67	29	2	2	0	4.60
Students are satisfied with the syllabus.							
Academic, Teaching and Learning facilities							
18.	Coverage of syllabus	62	36	2	0	0	4.60
19.	Teaching methods	60	38	1	1	0	4.57
20.	Laboratory facilities	65	32	2	1	0	4.62
21.	ICT tools	52	39	5	3	1	4.38
22.	Mentoring	65	31	1	2	1	4.57
23.	Faculty-student relationship	57	38	3	2	0	4.49
24.	Placement training	60	34	3	3	0	4.51
25.	Competitive examination	53	40	4	2	1	4.41
26.	Administration interaction	59	34	5	1	1	4.48
The learners are satisfied with the academic, teaching and learning facilities provided.							
Campus facilities							
27.	Classrooms	71	26	2	1	0	4.68

28.	Computer and internet	57	40	2	0	1	4.53
29.	Amenity services	56	34	7	3	0	4.43
30.	Hostel	45	40	7	5	3	4.20
31.	Recreation	58	36	4	1	1	4.48
32.	Health care	59	37	1	3	0	4.52
33.	General library	66	29	3	1	1	4.60
34.	Department library	64	33	2	1	0	4.61
35.	Extracurricular	63	33	2	2	0	4.58
36.	Sports	61	34	2	1	1	4.54
37.	Canteen	48	36	9	3	4	4.20

Students are highly satisfied with the campus facilities available to them.

Extension activities

38.	Outreach activities	63	34	2	1	0	4.60
39.	Participation in extension activities	60	35	4	1	0	4.53

The learners of the department are highly gratified with the extension activities of the department.

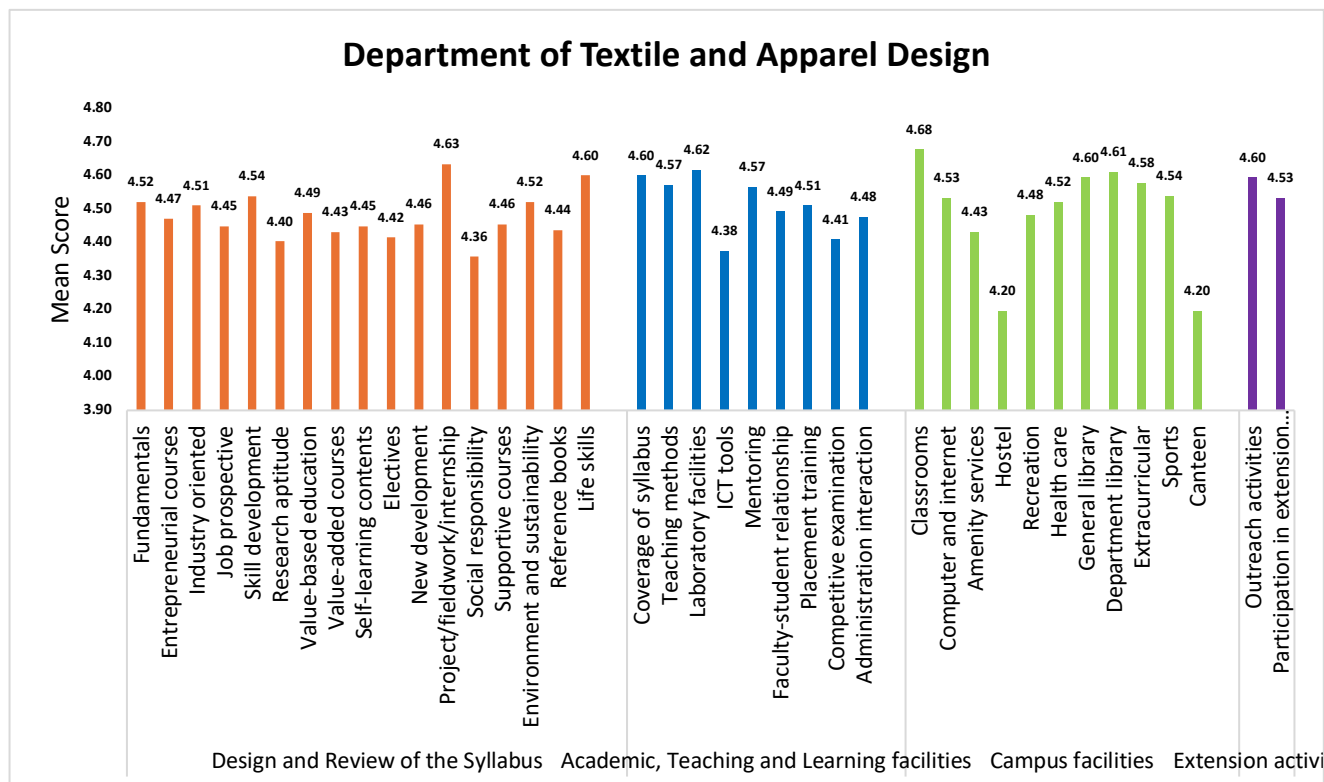


Table – 30:Department of Zoology*Total Number of Students: 65*

S. No	Questions	Strongly agree (%)	Agree (%)	Neither agree nor disagree (%)	Disagree (%)	Strongly disagree (%)	Mean score
Design and Review of the Syllabus							
1.	Fundamentals	28	67	5	0	0	4.23
2.	Entrepreneurial courses	28	57	15	0	0	4.12
3.	Industry oriented	34	60	6	0	0	4.28
4.	Job prospective	18	57	20	3	2	3.88
5.	Skill development	34	55	8	3	0	4.20
6.	Research aptitude	42	49	9	0	0	4.32
7.	Value-based education	31	59	8	2	0	4.20
8.	Value-added courses	35	48	14	3	0	4.15
9.	Self-learning contents	42	49	6	3	0	4.29
10.	Electives	40	52	6	2	0	4.31
11.	New development	42	47	11	0	0	4.31
12.	Project/fieldwork/internship	42	51	5	2	0	4.34
13.	Social responsibility	17	74	9	0	0	4.08
14.	Supportive courses	37	54	9	0	0	4.28
15.	Environment and sustainability	28	61	9	0	2	4.14
16.	Reference books	28	52	17	3	0	4.05
17.	Life skills	32	53	12	3	0	4.14
Students are satisfied with the design and review of the current syllabus. They suggested entrepreneurial courses, job prospects, and reference books to be progressed further in the academics.							
Academic, Teaching and Learning facilities							
18.	Coverage of syllabus	23	63	12	2	0	4.08
19.	Teaching methods	20	72	8	0	0	4.12
20.	Laboratory facilities	34	45	14	5	2	4.06
21.	ICT tools	25	60	11	2	2	4.11
22.	Mentoring	32	55	8	5	0	4.15
23.	Faculty-student relationship	34	51	11	2	2	4.15
24.	Placement training	14	55	17	9	5	3.65
25.	Competitive examination	22	47	17	9	5	3.72
26.	Administration interaction	23	57	15	5	0	3.98

Students are content with the facilities available for academics, teaching, and learning. However, they desired more opportunities in placement training, competitive examinations, and administration interaction.

Campus facilities

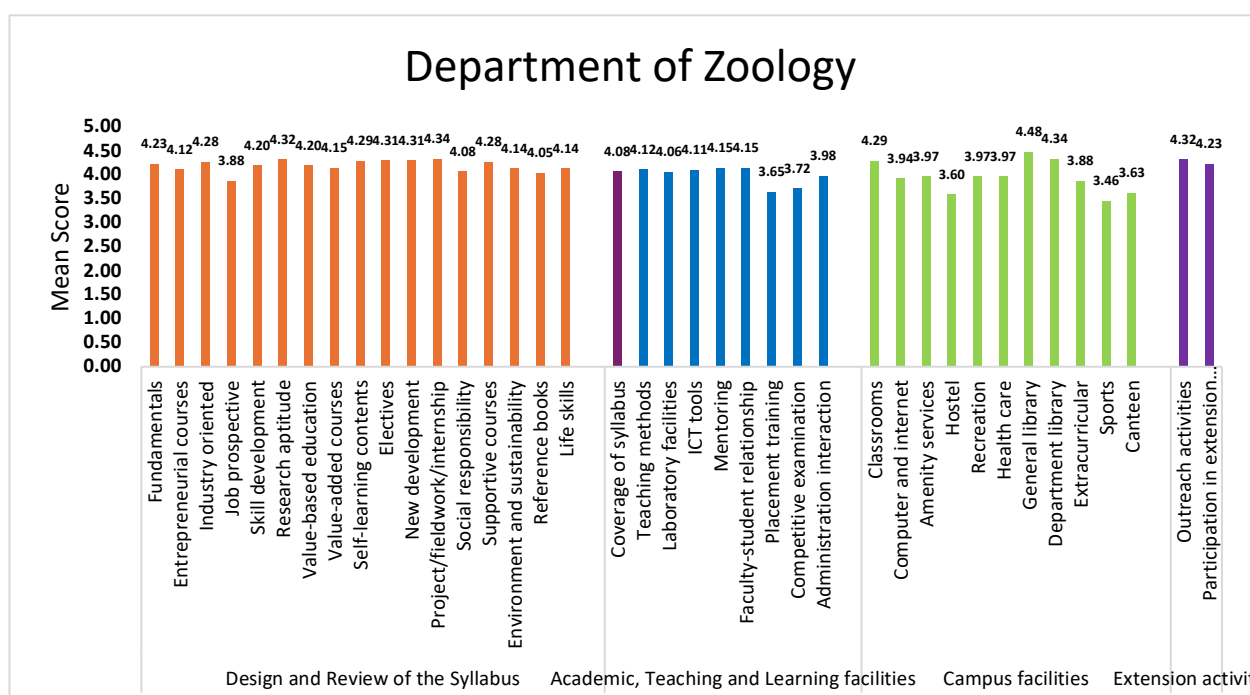
27.	Classrooms	40	52	6	0	2	4.29
28.	Computer and internet	26	49	18	5	2	3.94
29.	Amenity services	29	46	18	5	2	3.97
30.	Hostel	14	51	22	5	8	3.60
31.	Recreation	22	56	20	0	2	3.97
32.	Health care	28	51	15	3	3	3.97
33.	General library	57	34	9	0	0	4.48
34.	Department library	51	35	12	0	2	4.34
35.	Extracurricular	25	51	14	5	5	3.88
36.	Sports	18	42	20	8	12	3.46
37.	Canteen	18	52	15	6	9	3.63

The learners in the department are moderately satisfied with the campus facilities available at the university. They hope for development in computer and internet, amenities services, hostels, recreation, health care, extracurriculars, sports, and canteens.

Extension activities

38.	Outreach activities	38	56	6	0	0	4.32
39.	Participation in extension activities	43	43	11	0	3	4.23

Students are content with the extension activities done in the department.



Stakeholders Feedback Analysis Report – Action Taken Report 2023-24

Students Feedback Analysis: Action Taken Report

Observation	Action Taken
<p>Majority of the students from various departments suggested for more progress related to job prospective, skill development, electives, entrepreneurial and value-added course in the syllabus.</p>	<ul style="list-style-type: none"> • Several departments have reviewed and indicated in their action taken report that they are taking measures to update the syllabus with interdisciplinary courses, collaborate with incubation centres for entrepreneurial courses, industry-linked courses, introduce new value-added courses, and expand the availability of MOOC courses. • The University is already integrated the curriculum in alignment with National Skill Development Corporation (NSDC), and more courses are in the pipeline. • The University has implemented the TANSCHS syllabus from the academic year 2023-2024, which includes electives, skill development, entrepreneurship, and value-added courses. • Few departments have taken steps to enhance skill development through six-month internships. • Steps taken to collaborate with industry experts and companies through the Placement cell and Centre for University Business Collaboration, Periyar University, Salem.
<p>Most of the students desired for new possibilities in laboratory facilities, ICT, placement training, competitive examination and administration interaction.</p>	<ul style="list-style-type: none"> • Many departments started working on updates of laboratory instruments and the acquisition of ICT tools. <p><u>Placement training</u></p> <ul style="list-style-type: none"> • The Central Placement Cell of Periyar University will collaborate closely with all departments to identify common training needs on technical skill enhancement, soft skills development, aptitude and reasoning, and mock interviews. <p><u>Competitive Examination</u></p> <ul style="list-style-type: none"> • The Periyar University IAS/IPS Coaching Center and the Civil Services Mentoring and Competitive Exams Guidance Center will provide periodical training for the enrolled students. And the steps at the departmental level are initiated for competitive examinations for TET, TRB, NET, and SET. <p><u>Administrative interaction</u></p> <ul style="list-style-type: none"> • Measures have been taken to enhance administrative interaction through mentorship and departmental office personnel regarding administrative needs for the students.

<p>Students expected to improve the facilities available in the hostel, health care, classrooms, computer, internet and recreation.</p>	<p><u>Hostel's sanitation, hygiene, and health care</u></p> <ul style="list-style-type: none"> Measures have been implemented by the deputy wardens to supervise the hostels sanitation, hygiene, and health care. To facilitate the assessment of the nutritious menu, the feedback mechanism will be implemented. Steps taken to appoint fulltime female nurses/ doctors and provide the emergency needs. <p><u>Classrooms, Computer and Internet</u></p> <ul style="list-style-type: none"> Many departments are involved in the process of purchasing computers and high-speed internet facilities and renovating classrooms.
<p>Many students have asked to increase in extracurricular and outreach activities.</p>	<p><u>Extracurricular and Outreach activities</u></p> <ul style="list-style-type: none"> Many departments have decided to introduce additional extracurricular programs, such as sports tournaments, music, dance, drama, and art workshops, and steps are taken to conduct competitions through the fine arts club of Periyar University. Outreach initiatives, including community service programs, awareness drives, and collaborations with local organisations, have also been expanded through village adoption.
<p>Few students wished for improvements in canteen, amenity services and sports.</p>	<ul style="list-style-type: none"> The University is taking all measures to improve the canteen with timely delivery of food and restroom facilities in the amenity centre and encourage more participation in sports. Measures taken to provide reasonably priced stationary services for the students.

the
Execution In- charge

M. J. 29/11/24
Registrar

REGISTRAR
PERIYAR UNIVERSITY
SALEM-636 011.

15.11.24
Director - IQAC
DIRECTOR
IQAC