


**STAKEHOLDERS FEEDBACK
ANALYSIS REPORT
STUDENTS FEEDBACK
(2021-22)**



**PERIYAR UNIVERSITY
SALEM**

Table of Contents

TABLE – 1:QUESTIONS ASKED	2
TABLE – 2:DISTRIBUTION OF RESPONSES FROM STUDENTS (2021-2022)	4
TABLE – 3:STUDENT RESPONSE DISTRIBUTION IN PERCENT (2021-2022)	5
TABLE – 4:DEPARTMENT OF BIOCHEMISTRY	7
TABLE – 5:DEPARTMENT OF BIO TECHNOLOGY	9
TABLE – 6:DEPARTMENT OF BOTANY	11
TABLE – 7:DEPARTMENT OF CHEMISTRY	13
TABLE – 8:DEPARTMENT OF COMMERCE	15
TABLE – 9:DEPARTMENT OF COMPUTER SCIENCE	17
TABLE – 10:DEPARTMENT OF ECONOMICS	19
TABLE – 11:DEPARTMENT OF EDUCATION	21
TABLE – 12:DEPARTMENT OF ENERGY SCIENCE	23
TABLE – 13:DEPARTMENT OF ENGLISH	25
TABLE – 14:DEPARTMENT OF ENVIRONMENTAL SCIENCE	27
TABLE – 15:DEPARTMENT OF FOOD SCIENCE AND NUTRITION	29
TABLE – 16:DEPARTMENT OF GEOLOGY	31
TABLE – 17:DEPARTMENT OF HISTORY	33
TABLE – 18:DEPARTMENT OF JOURNALISM AND MASS COMMUNICATION	35
TABLE – 19:DEPARTMENT OF LIBRARY AND INFORMATION SCIENCE	37
TABLE – 20:DEPARTMENT OF MANAGEMENT STUDIES	39
TABLE – 21:DEPARTMENT OF MATHEMATICS	41
TABLE – 22:DEPARTMENT OF MICROBIOLOGY	43
TABLE – 23:DEPARTMENT OF NUTRITION AND DIETETICS	45
TABLE – 24:DEPARTMENT OF PHYSICS	47
TABLE – 25:DEPARTMENT OF PSYCHOLOGY	49
TABLE – 26:DEPARTMENT OF SOCIOLOGY	51
TABLE – 27:DEPARTMENT OF STATISTICS	53
TABLE – 28:DEPARTMENT OF TAMIL	55
TABLE – 29: DEPARTMENT OF TEXTILES AND APPAREL DESIGN	57
TABLE – 30:DEPARTMENT OF ZOOLOGY	59
STUDENTS FEEDBACK ANALYSIS REPORT	61

FEEDBACK FROM STUDENTS

The Internal Quality Assurance Cell (IQAC) of Periyar University collects feedback from students on Design and review of the syllabus, Academic Teaching and Learning Facilities, Campus Facilities and Extension Activities of the University. The rating scale is fixed as strongly agree, Agree, Neither agree nor disagree, Disagree and strongly disagree. A total of 1710 students have given their feedback. This report presents the list of questions, department wise analysis and overall analysis.

Number of feedbacks received in 2021-2022 year

Year	Number of Students
2021-2022	1710

Table – 1: Questions asked

S.no	Questions	Metrics
1.	Fundamentals Learned the Fundamental concepts and theories	Design and Review of the Syllabus
2.	Entrepreneurial courses The curriculum provides the opportunity to become an entrepreneur or work as a freelancer.	
3.	Industry oriented The depth of the syllabus meets the industry/current requirements	
4.	Job prospective Existing curricula offer a lot of job opportunities	
5.	Skill development Acquired relevant practical skills	
6.	Research aptitude Enhances research aptitude	
7.	Value-based education Curriculum inculcates value-based education	
8.	Value-added courses Value-added courses are offered beyond the curriculum for better placements	
9.	Self-learning contents Courses contain self- learning contents	
10.	Electives Electives are offered with many optional courses	
11.	New development Courses are updated to reflect new developments in your field of study.	
12.	Project/fieldwork/internship The curriculum has mandatory project/fieldwork/internship	
13.	Social responsibility The curriculum includes courses that promote social responsibility and community engagement	
14.	Supportive courses The supportive courses from other departments are useful and effective	
15.	Environment and sustainability Courses address the crosscutting issues such as environment and sustainability	
16.	Reference books	

	Recent textbooks and reference books are recommended in the curriculum	
17.	Life skills Course contents focus on life skills such as communication skills, professional skills, leadership, management skills, and human values	
18.	Coverage of syllabus The courses are covered in time	Academic, Teaching and Learning facilities
19.	Teaching methods Adopting different methods of teaching	
20.	Laboratory facilities Laboratory facilities are well provided	
21.	ICT tools ICT tools like University LMS, Google classrooms, projectors, smart boards, etc. are used for teaching, learning and evaluation	
22.	Mentoring Teacher guidance and counselling are effective	
23.	Faculty-student relationship Faculty maintains a cordial relationship with students	
24.	Placement training Placement activities are conducted frequently	
25.	Competitive examination Sufficient training is given for competitive examinations	
26.	Administration interaction Opportunity for Interaction with the administration is available	
27.	Classrooms The classrooms are spacious and well furnished	
28.	Computer and internet Computer and Internet facilities are sufficient	
29.	Amenity services Amenity services such as printout, binding, and photocopying are sufficient	
30.	Hostel Provided with good food, adequate water, cleanliness, convenient accommodation, recreation and medical aids	
31.	Recreation Recreational facilities are available in the campus	
32.	Health care Separate health care centre with part-time doctor and staff nurse are available	
33.	General library Library facilities are well provided	
34.	Department library Adequate books are available	
35.	Extracurricular Extracurricular activities are organized frequently	
36.	Sports Games and Sports are conducted regularly	
37.	Canteen Canteen facilities are adequate	Extension activities
38.	Outreach activities Village adoption and sensitization Programme are conducted	
39.	Participation in extension activities Extension activities like campus cleaning, blood donation camps, the celebration of important days, awareness programmes NSS, YRC camps and Rotaract activities are conducted	

Table – 2: Distribution of responses from Students (2021-2022)

Questions	Strongly agree	Agree	Neither agree nor disagree	Disagree	Strongly disagree	Total
Fundamentals	853	774	62	15	6	1710
Entrepreneurial courses	694	830	137	38	11	1710
Industry oriented	802	739	120	39	10	1710
Job prospective	694	770	167	59	20	1710
Skill development	849	710	105	33	13	1710
Research aptitude	782	748	130	37	13	1710
Value-based education	797	759	114	36	4	1710
Value-added courses	761	760	130	41	18	1710
Self-learning contents	853	725	107	22	3	1710
Electives	785	760	122	30	13	1710
New development	807	726	136	34	7	1710
Project/fieldwork/internship	933	633	103	25	16	1710
Social responsibility	749	799	121	28	13	1710
Supportive courses	905	658	102	32	13	1710
Environment and sustainability	769	759	147	27	8	1710
Reference books	889	679	100	34	8	1710
Life skills	863	716	92	28	11	1710
Coverage of syllabus	960	653	67	21	9	1710
Teaching methods	787	806	84	25	8	1710
Laboratory facilities	909	665	100	28	8	1710
ICT tools	833	753	90	27	7	1710
Mentoring	894	700	89	16	11	1710
Faculty-student relationship	863	706	99	33	9	1710
Placement training	675	750	196	44	45	1710
Competitive examination	736	760	151	45	18	1710
Administration interaction	794	732	137	32	15	1710
Classrooms	990	614	66	27	13	1710
Computer and internet	789	744	123	36	18	1710
Amenity services	792	728	145	31	14	1710
Hostel	655	778	176	56	45	1710
Recreation	767	774	112	36	21	1710
Health care	761	740	145	49	15	1710
General library	1053	572	62	19	4	1710
Department library	900	683	102	16	9	1710
Extracurricular	730	728	171	54	27	1710
Sports	551	756	209	97	97	1710
Canteen	671	720	222	61	36	1710
Outreach activities	819	692	123	38	38	1710
Participation in extension activities	818	749	95	31	17	1710

Table – 3: Student response distribution in percent (2021-2022)

S.No	Questions	Strongly agree (%)	Agree (%)	Neither agree nor disagree (%)	Disagree (%)	Strongly disagree (%)	Total (%)
Design and Review of the Syllabus							
1.	Fundamentals	50	45	4	1	0	100
2.	Entrepreneurial courses	41	49	8	1	1	100
3.	Industry oriented	47	43	7	2	1	100
4.	Job prospective	41	45	10	3	1	100
5.	Skill development	50	42	6	1	1	100
6.	Research aptitude	46	44	8	1	1	100
7.	Value-based education	47	44	7	2	0	100
8.	Value-added courses	45	44	8	2	1	100
9.	Self-learning contents	50	42	7	1	0	100
10.	Electives	46	44	7	2	1	100
11.	New development	48	42	8	2	0	100
12.	Project/fieldwork/internship	55	37	6	1	1	100
13.	Social responsibility	44	46	7	2	1	100
14.	Supportive courses	53	38	6	2	1	100
15.	Environment & sustainability	45	44	9	2	0	100
16.	Reference books	52	40	6	2	0	100
17.	Life skills	50	42	5	2	1	100
Academic, Teaching and Learning facilities							
18.	Coverage of syllabus	56	38	4	1	1	100
19.	Teaching methods	46	48	5	1	0	100
20.	Laboratory facilities	53	39	6	2	0	100
21.	ICT tools	49	44	5	2	0	100
22.	Mentoring	52	41	5	1	1	100
23.	Faculty-student relationship	50	41	6	2	1	100
24.	Placement training	39	44	11	3	3	100
25.	Competitive examination	43	44	9	3	1	100
26.	Administration interaction	46	43	8	2	1	100
Campus facilities							
27.	Classrooms	57	36	4	2	1	100
28.	Computer and internet	46	44	7	2	1	100

29.	Amenity services	46	43	8	2	1	100
30.	Hostel	38	46	10	3	3	100
31.	Recreation	45	45	7	2	1	100
32.	Health care	45	43	8	3	1	100
33.	General library	62	33	4	1	0	100
34.	Department library	52	40	6	1	1	100
35.	Extracurricular	43	42	10	3	2	100
36.	Sports	32	44	12	6	6	100
37.	Canteen	39	42	13	4	2	100
Extension activities							
38.	Outreach activities	48	40	8	2	2	100
39.	Participation in extension activities	48	43	6	2	1	100

Table – 4:Department of Biochemistry*Total Number of Students: 35*

S.No	Questions	Strongly agree (%)	Agree (%)	Neither agree nor disagree (%)	Disagree (%)	Strongly disagree (%)	Mean score
Design and Review of the Syllabus							
1.	Fundamentals	74	23	3	0	0	4.71
2.	Entrepreneurial courses	63	31	6	0	0	4.57
3.	Industry oriented	69	28	3	0	0	4.66
4.	Job prospective	69	23	8	0	0	4.60
5.	Skill development	80	17	3	0	0	4.77
6.	Research aptitude	83	11	3	3	0	4.74
7.	Value-based education	74	23	3	0	0	4.71
8.	Value-added courses	74	20	3	3	0	4.66
9.	Self-learning contents	66	31	3	0	0	4.63
10.	Electives	69	31	0	0	0	4.69
11.	New development	69	29	2	0	0	4.66
12.	Project/fieldwork/internship	71	26	3	0	0	4.69
13.	Social responsibility	74	26	0	0	0	4.74
14.	Supportive courses	71	26	3	0	0	4.69
15.	Environment and sustainability	74	26	0	0	0	4.74
16.	Reference books	80	20	0	0	0	4.80
17.	Life skills	71	29	0	0	0	4.71
The students are highly satisfied with the Design and Review of the syllabus given in the department.							
Academic, Teaching and Learning facilities							
18.	Coverage of syllabus	83	17	0	0	0	4.83
19.	Teaching methods	69	31	0	0	0	4.69
20.	Laboratory facilities	74	23	3	0	0	4.71
21.	ICT tools	71	23	6	0	0	4.66
22.	Mentoring	77	20	3	0	0	4.74
23.	Faculty-student relationship	71	26	0	3	0	4.66
24.	Placement training	66	23	6	5	0	4.49
25.	Competitive examination	63	31	6	0	0	4.57
26.	Administration interaction	77	20	3	0	0	4.74
Students feel content with the Academic, Teaching and Learning activities of the department							
Campus facilities							
27.	Classrooms	71	29	0	0	0	4.71

28.	Computer and internet	66	29	3	0	2	4.54
29.	Amenity services	69	29	2	0	0	4.69
30.	Hostel	58	31	11	0	0	4.46
31.	Recreation	74	26	0	0	0	4.74
32.	Health care	66	29	3	2	0	4.57
33.	General library	71	29	0	0	0	4.71
34.	Department library	69	23	8	0	0	4.60
35.	Extracurricular	66	29	3	0	2	4.54
36.	Sports	63	29	3	3	2	4.46
37.	Canteen	63	29	0	6	2	4.43

Students from the department are extremely pleased with the Campus Facilities provided in the University

Extension activities

38.	Outreach activities	74	20	6	0	0	4.69
39.	Participation in extension activities	77	20	3	0	0	4.74

Extension activities in the department is significantly content for the student in the department

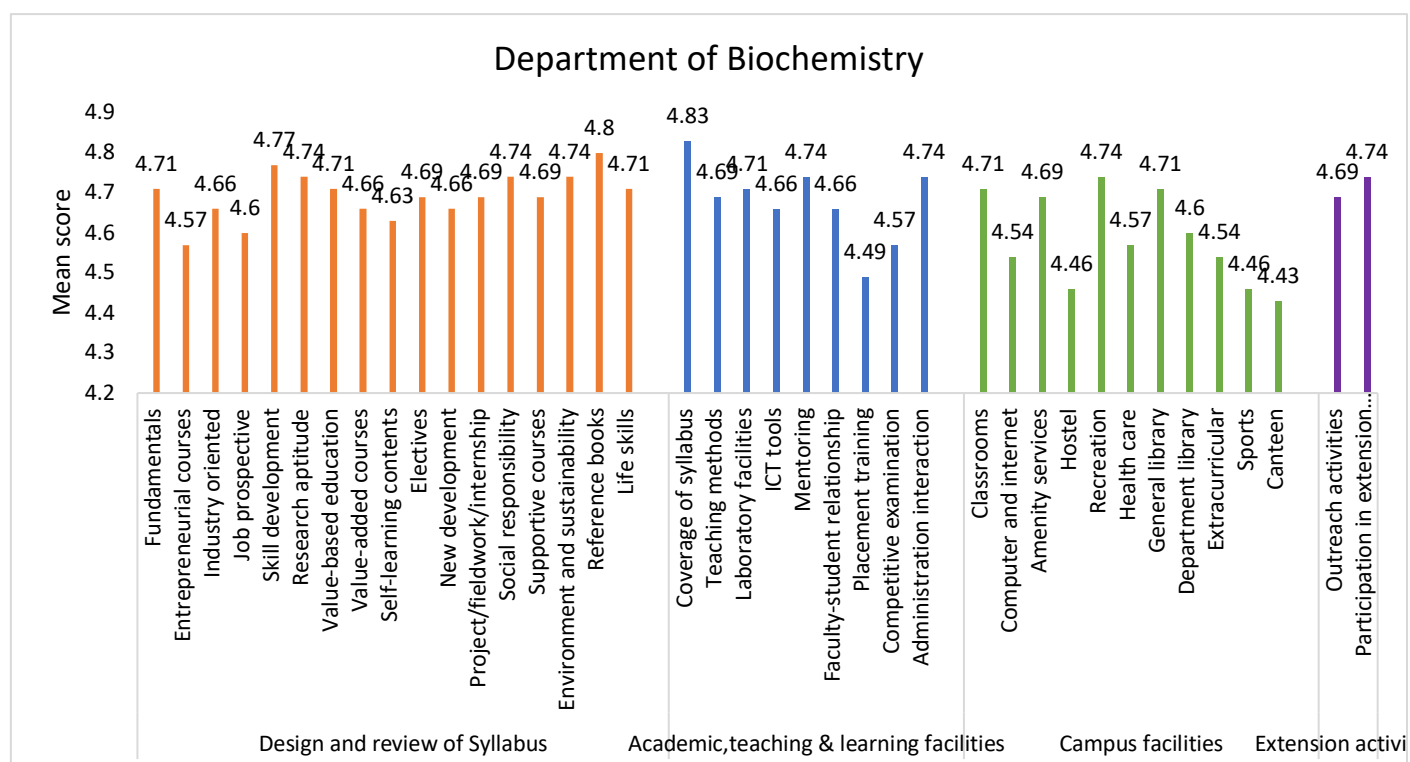


Table – 5:Department of Bio Technology*Total Number of Students: 53*

S.No	Questions	Strongly agree (%)	Agree (%)	Neither agree nor disagree (%)	Disagree (%)	Strongly disagree (%)	Mean score
Design and Review of the Syllabus							
1.	Fundamentals	74	26	0	0	0	4.74
2.	Entrepreneurial courses	47	49	4	0	0	4.43
3.	Industry oriented	60	38	2	0	0	4.58
4.	Job prospective	42	53	4	1	0	4.34
5.	Skill development	60	38	2	0	0	4.58
6.	Research aptitude	60	38	2	0	0	4.58
7.	Value-based education	53	47	0	0	0	4.53
8.	Value-added courses	64	34	2	0	0	4.62
9.	Self-learning contents	64	36	0	0	0	4.64
10.	Electives	57	43	0	0	0	4.57
11.	New development	64	36	0	0	0	4.64
12.	Project/fieldwork/internship	74	25	1	0	0	4.72
13.	Social responsibility	43	55	2	0	0	4.42
14.	Supportive courses	77	21	2	0	0	4.79
15.	Environment and sustainability	49	51	0	0	0	4.51
16.	Reference books	72	28	0	0	0	4.72
17.	Life skills	58	42	0	0	0	4.58
The learners are greatly satisfied with the Design and Review of the syllabus							
Academic, Teaching and Learning facilities							
18.	Coverage of syllabus	62	34	4	0	0	4.58
19.	Teaching methods	51	47	2	0	0	4.49
20.	Laboratory facilities	51	49	0	0	0	4.51
21.	ICT tools	66	34	0	0	0	4.66
22.	Mentoring	70	30	0	0	0	4.70
23.	Faculty-student relationship	62	38	0	0	0	4.62
24.	Placement training	40	50	8	2	0	4.34
25.	Competitive examination	45	49	6	0	0	4.40
26.	Administration interaction	60	38	2	0	0	4.58
Students from the department are highly pleased with the Academic, Teaching and Learning activities of the department							

Campus facilities							
27.	Classrooms	53	45	2	0	0	4.51
28.	Computer and internet	43	47	8	2	0	4.32
29.	Amenity services	53	45	2	0	0	4.53
30.	Hostel	49	38	11	2	0	4.34
31.	Recreation	47	49	2	2	0	4.42
32.	Health care	49	40	9	0	2	4.36
33.	General library	68	32	0	0	0	4.68
34.	Department library	68	32	0	0	0	4.68
35.	Extracurricular	45	55	0	0	0	4.45
36.	Sports	28	60	12	0	0	4.17
37.	Canteen	54	38	6	2	0	4.45
Campus facilities are quite content for the students of the department.							
Extension activities							
38.	Outreach activities	64	36	0	0	0	4.66
39.	Participation in extension activities	49	47	4	0	0	4.45
The learners feel that the Extension Activities of the department are tremendously appreciable							

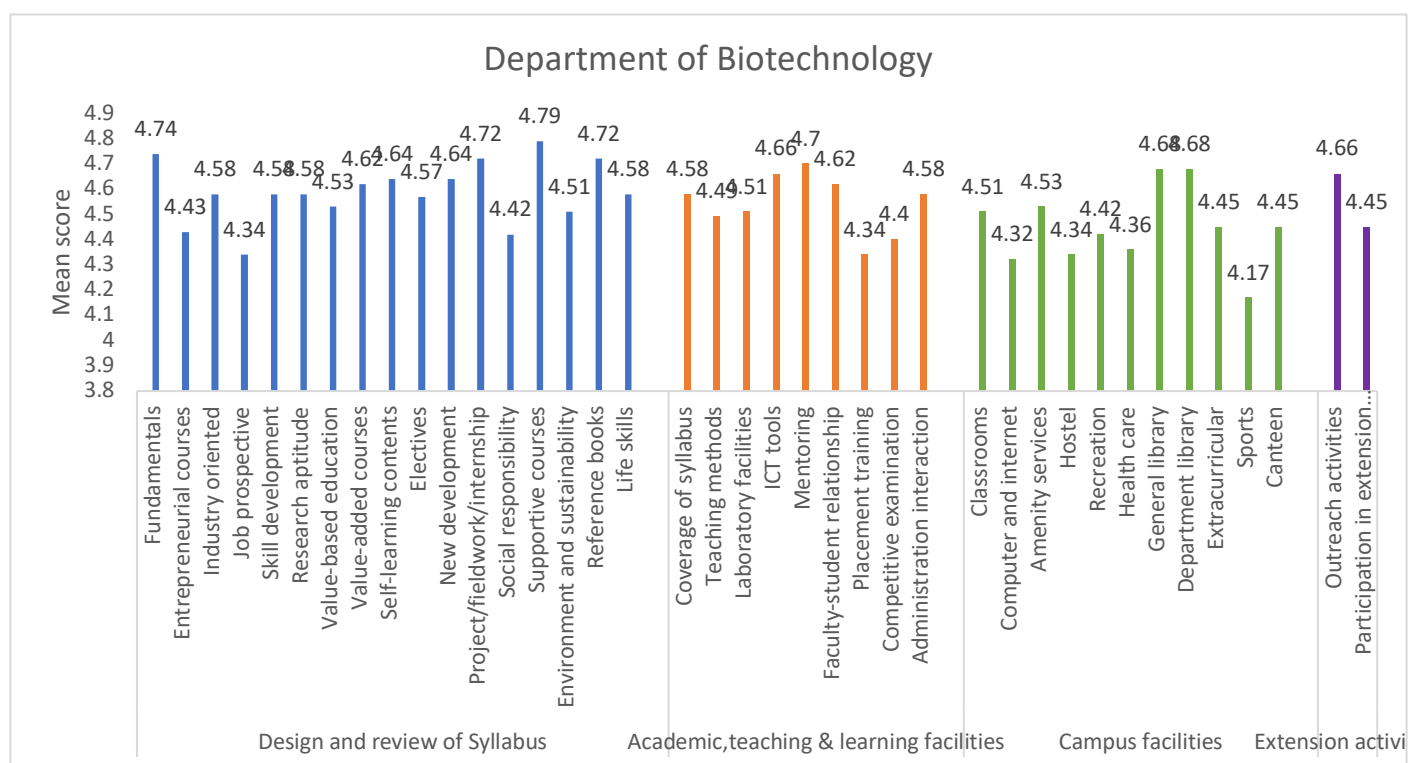


Table – 6:Department of Botany*Total Number of Students: 60*

S.No	Questions	Strongly agree (%)	Agree (%)	Neither agree nor disagree (%)	Disagree (%)	Strongly disagree (%)	Mean score
Design and Review of the Syllabus							
1.	Fundamentals	72	27	1	0	0	4.70
2.	Entrepreneurial courses	65	30	3	2	0	4.58
3.	Industry oriented	62	33	5	0	0	4.57
4.	Job prospective	60	28	7	5	0	4.43
5.	Skill development	65	22	10	2	1	4.47
6.	Research aptitude	63	32	2	3	0	4.55
7.	Value-based education	63	32	5	0	0	4.58
8.	Value-added courses	50	45	3	2	0	4.43
9.	Self-learning contents	73	25	0	2	0	4.70
10.	Electives	72	27	1	0	0	4.70
11.	New development	62	33	5	0	0	4.57
12.	Project/fieldwork/internship	78	18	2	2	0	4.73
13.	Social responsibility	55	42	2	0	1	4.48
14.	Supportive courses	78	17	3	2	0	4.72
15.	Environment and sustainability	60	33	5	2	0	4.52
16.	Reference books	68	22	10	0	0	4.58
17.	Life skills	78	18	0	2	2	4.70
Students are very much content with their Design and Review of the syllabus							
Academic, Teaching and Learning facilities							
18.	Coverage of syllabus	73	27	0	0	0	4.73
19.	Teaching methods	58	42	0	0	0	4.58
20.	Laboratory facilities	62	37	0	1	0	4.58
21.	ICT tools	60	38	2	0	0	4.58
22.	Mentoring	64	33	3	0	0	4.60
23.	Faculty-student relationship	67	30	0	3	0	4.60
24.	Placement training	58	35	3	2	2	4.47

25.	Competitive examination	65	30	0	5	0	4.55
26.	Administration interaction	62	33	3	2	0	4.55
Students are extremely pleased with the Academic, Teaching and Learning activities of the department							
Campus facilities							
27.	Classrooms	80	15	3	2	0	4.73
28.	Computer and internet	57	33	7	0	3	4.40
29.	Amenity services	58	35	5	2	0	4.50
30.	Hostel	50	38	5	5	2	4.30
31.	Recreation	63	32	3	2	0	4.57
32.	Health care	63	35	2	0	0	4.62
33.	General library	80	18	0	2	0	4.77
34.	Department library	67	33	0	0	0	4.67
35.	Extracurricular	63	33	0	2	2	4.55
36.	Sports	51	38	3	5	3	4.27
37.	Canteen	53	35	8	2	2	4.37
The pupils in the department are pleased with the facilities provided in the University campus.							
Extension activities							
40.	Outreach activities	82	15	0	3	0	4.75
41.	Participation in extension activities	67	27	5	1	0	4.58
Students have graded positively for the Extension activities in their department.							

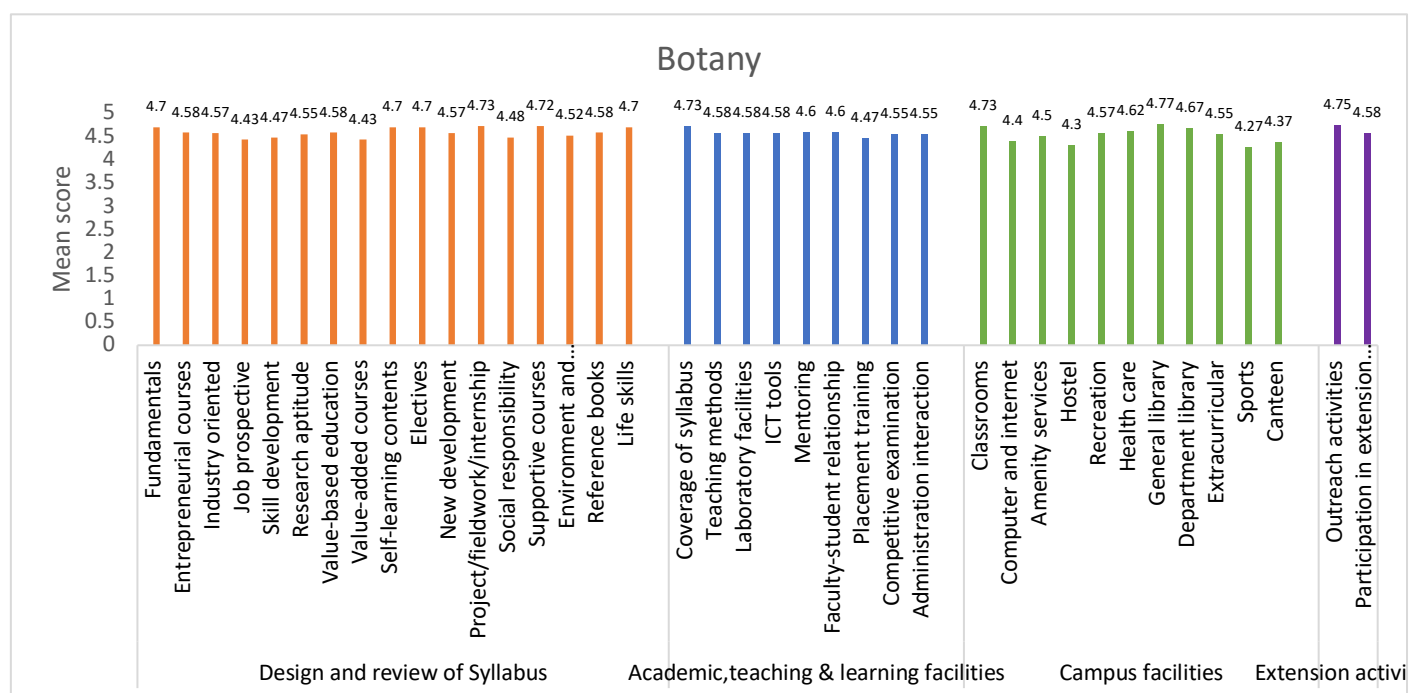


Table – 7:Department of Chemistry*Total Number of Students: 52*

S.No	Questions	Strongly agree (%)	Agree (%)	Neither agree nor disagree (%)	Disagree (%)	Strongly disagree (%)	Mean score
Design and Review of the Syllabus							
1.	Fundamentals	58	42	0	0	0	4.58
2.	Entrepreneurial courses	31	63	6	0	0	4.25
3.	Industry oriented	58	38	2	2	0	4.52
4.	Job prospective	38	54	6	2	0	4.29
5.	Skill development	52	42	6	0	0	4.46
6.	Research aptitude	50	44	6	0	0	4.48
7.	Value-based education	42	56	2	0	0	4.40
8.	Value-added courses	46	48	6	0	0	4.42
9.	Self-learning contents	60	38	0	2	0	4.56
10.	Electives	48	48	4	0	0	4.44
11.	New development	50	50	0	0	0	4.50
12.	Project/fieldwork/internship	63	33	2	0	2	4.56
13.	Social responsibility	42	54	4	0	0	4.38
14.	Supportive courses	48	52	0	0	0	4.48
15.	Environment and sustainability	44	52	4	0	0	4.40
16.	Reference books	58	40	2	0	0	4.56
17.	Life skills	58	40	2	0	0	4.56
Design and Review of the syllabus is tremendously appreciated by the students of the department.							
Academic, Teaching and Learning facilities							
18.	Coverage of syllabus	75	25	0	0	0	4.75
19.	Teaching methods	54	46	0	0	0	4.54
20.	Laboratory facilities	56	44	0	0	0	4.56
21.	ICT tools	52	46	2	0	0	4.50
22.	Mentoring	60	37	2	1	0	4.54
23.	Faculty-student relationship	52	42	4	2	0	4.44
24.	Placement training	52	40	2	6	0	4.38
25.	Competitive examination	44	50	4	2	0	4.37
26.	Administration interaction	50	44	4	2	0	4.46
The students and scholars in the department are extremely pleased with the Academic, Teaching and Learning activities provided							

Campus facilities							
27.	Classrooms	52	25	12	10	1	4.15
28.	Computer and internet	45	46	6	2	1	4.29
29.	Amenity services	46	48	4	2	0	4.38
30.	Hostel	42	56	2	0	0	4.40
31.	Recreation	40	58	2	0	0	4.38
32.	Health care	54	38	6	2	0	4.44
33.	General library	58	40	2	0	0	4.58
34.	Department library	56	42	2	0	0	4.54
35.	Extracurricular	42	48	6	4	0	4.29
36.	Sports	28	50	13	8	1	3.92
37.	Canteen	50	42	2	6	0	4.42
Students are absolutely happy about the Campus Facilities provided in the University							
Extension activities							
38.	Outreach activities	35	50	6	9	0	4.10
39.	Participation in extension activities	44	52	2	2	0	4.38
The learners are satisfied with the extension activities of the department.							

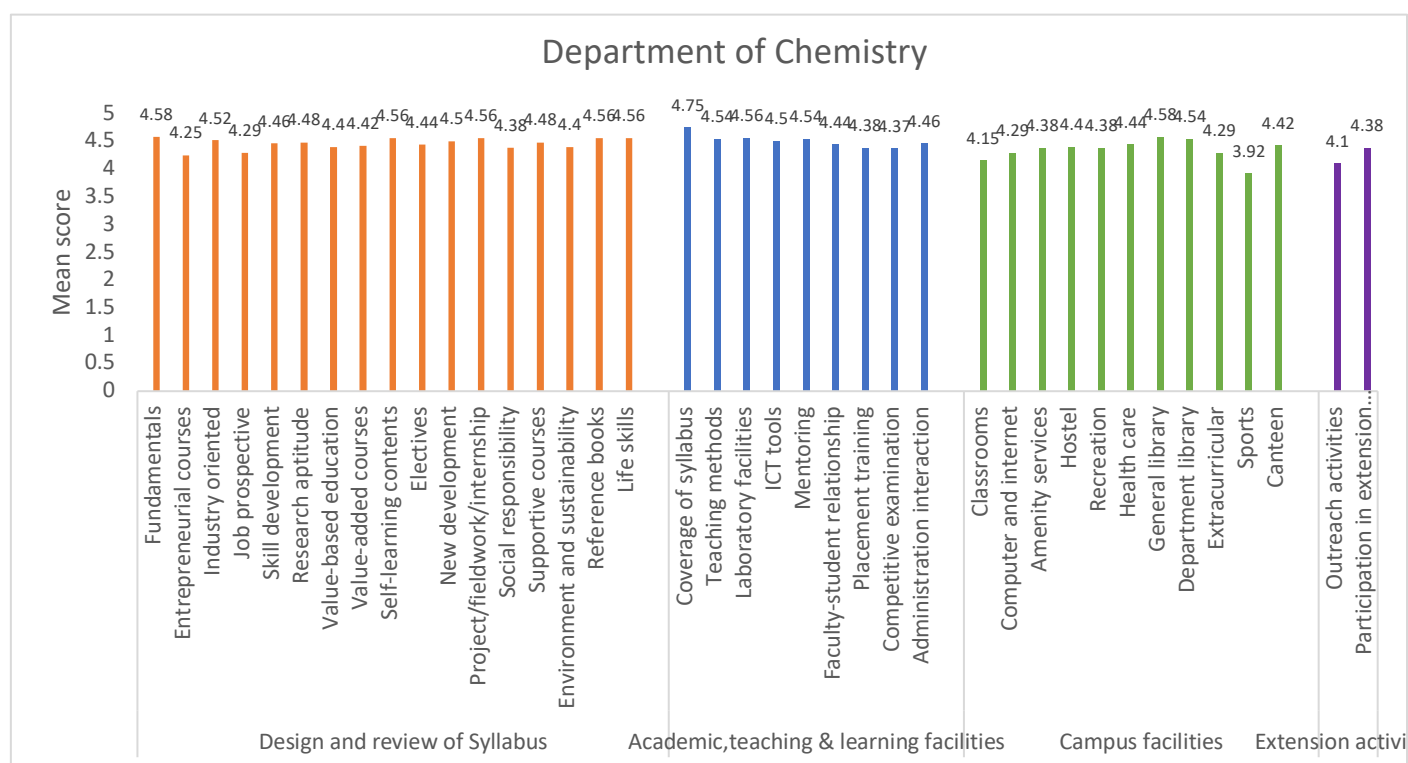


Table – 8:Department of Commerce*Total Number of Students: 55*

S.No	Questions	Strongly agree (%)	Agree (%)	Neither agree nor disagree (%)	Disagree (%)	Strongly disagree (%)	Mean score
Design and Review of the Syllabus							
1.	Fundamentals	36	53	11	0	0	4.27
2.	Entrepreneurial courses	37	49	7	5	2	4.15
3.	Industry oriented	36	44	9	11	0	4.07
4.	Job prospective	24	49	22	5	0	3.93
5.	Skill development	33	47	13	4	3	4.04
6.	Research aptitude	24	51	22	3	0	3.98
7.	Value-based education	38	51	9	2	0	4.27
8.	Value-added courses	31	56	11	2	0	4.18
9.	Self-learning contents	42	45	9	4	0	4.31
10.	Electives	38	42	20	0	0	4.20
11.	New development	32	47	16	5	0	4.05
12.	Project/fieldwork/internship	42	45	11	0	2	4.27
13.	Social responsibility	36	49	13	2	0	4.22
14.	Supportive courses	45	49	2	4	0	4.38
15.	Environment and sustainability	38	44	18	0	0	4.22
16.	Reference books	48	38	9	5	0	4.29
17.	Life skills	53	36	11	0	0	4.44
Students are highly satisfied with their Design and Review of the syllabus							
Academic, Teaching and Learning facilities							
18.	Coverage of syllabus	33	60	5	2	0	4.25
19.	Teaching methods	28	56	11	5	0	4.07
20.	Laboratory facilities	31	47	13	9	0	4.02
21.	ICT tools	18	60	15	7	0	3.91
22.	Mentoring	35	56	5	2	2	4.24
23.	Faculty-student relationship	40	53	5	2	0	4.33
24.	Placement training	18	53	20	0	9	3.73
25.	Competitive examination	25	49	15	7	4	3.87
26.	Administration interaction	33	49	16	2	0	4.16
The learners are highly pleased with the Academic, Teaching and Learning activities of the department							
Campus facilities							
27.	Classrooms	26	51	9	7	7	3.80

28.	Computer and internet	20	51	20	9	0	3.84
29.	Amenity services	35	42	16	5	2	4.02
30.	Hostel	16	49	20	13	2	3.65
31.	Recreation	28	56	11	5	0	4.05
32.	Health care	25	55	15	4	1	3.98
33.	General library	53	36	9	2	0	4.40
34.	Department library	31	53	13	2	1	4.09
35.	Extracurricular	27	45	24	2	2	3.95
36.	Sports	15	53	15	7	10	3.55
37.	Canteen	26	45	18	7	4	3.85

The students and scholars in the department are highly satisfied with the facilities provided in the University campus

Extension activities

38.	Outreach activities	40	49	7	4	0	4.25
39.	Participation in extension activities	37	45	11	5	2	4.09

Students have graded positively for the Extension activities in the department.

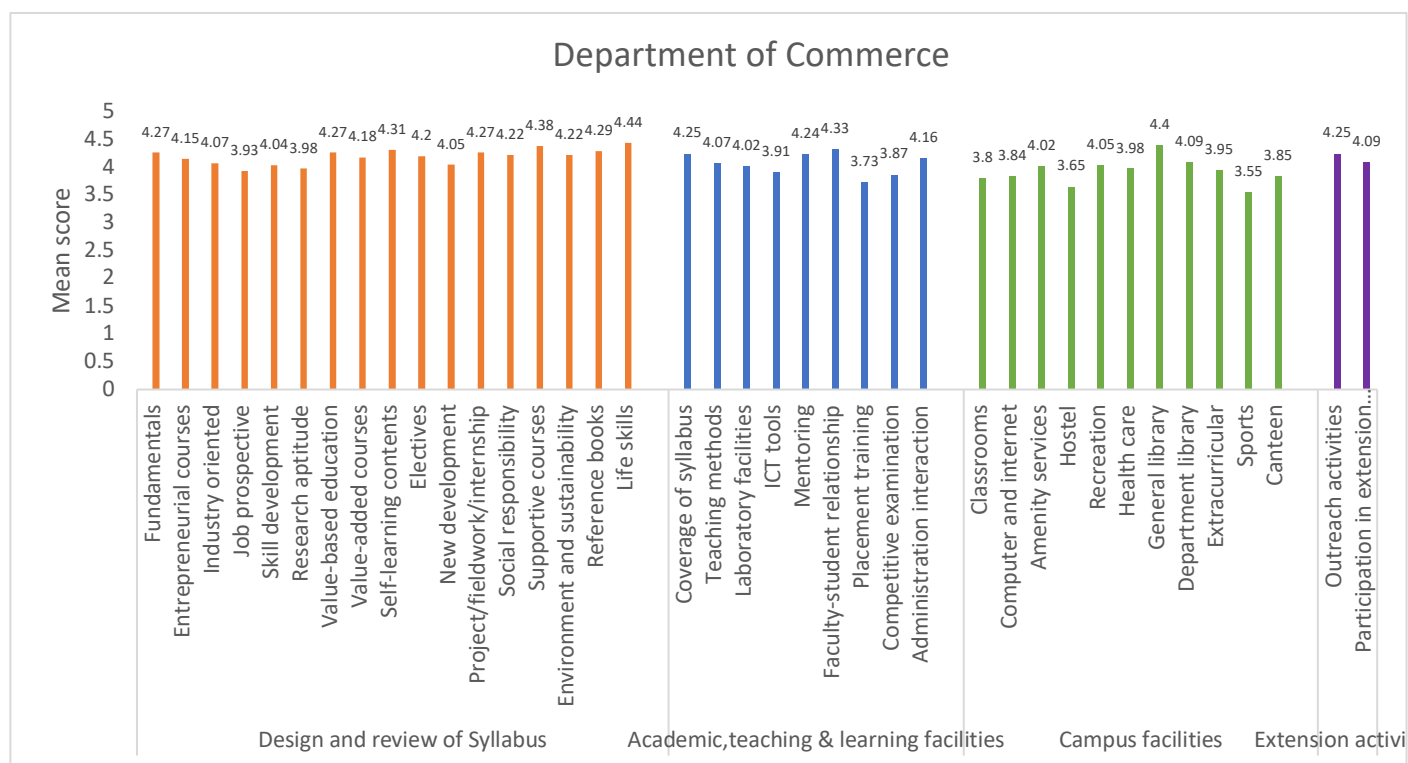


Table – 9:Department of Computer Science*Total Number of Students: 202*

S.No	Questions	Strongly agree (%)	Agree (%)	Neither agree nor disagree (%)	Disagree (%)	Strongly disagree (%)	Mean score
Design and Review of the Syllabus							
1.	Fundamentals	29	59	7	4	1	4.09
2.	Entrepreneurial courses	27	52	13	6	2	3.94
3.	Industry oriented	33	46	14	4	3	4.00
4.	Job prospective	28	47	15	7	3	3.87
5.	Skill development	30	50	12	6	2	4.00
6.	Research aptitude	29	49	13	6	3	3.96
7.	Value-based education	31	48	13	7	1	3.99
8.	Value-added courses	23	58	11	5	3	3.92
9.	Self-learning contents	40	47	10	3	0	4.22
10.	Electives	30	54	9	3	4	4.01
11.	New development	31	50	14	4	1	4.03
12.	Project/fieldwork/internship	34	50	9	4	3	4.04
13.	Social responsibility	27	49	16	5	3	3.93
14.	Supportive courses	38	46	11	3	2	4.11
15.	Environment and sustainability	27	50	17	4	2	3.94
16.	Reference books	31	51	10	6	2	4.03
17.	Life skills	33	51	9	5	2	4.05
Students are extremely gratified with the Design and Review of the syllabus							
Academic, Teaching and Learning facilities							
18.	Coverage of syllabus	40	48	5	5	2	4.16
19.	Teaching methods	28	56	9	5	2	4.00
20.	Laboratory facilities	37	49	10	3	1	4.14
21.	ICT tools	27	60	7	5	1	4.02
22.	Mentoring	33	55	6	2	4	4.10
23.	Faculty-student relationship	33	52	10	4	1	4.12
24.	Placement training	24	52	17	3	4	3.87
25.	Competitive examination	28	50	14	5	3	3.93
26.	Administration interaction	31	49	13	4	3	3.98
The learners are highly content with the Academic, Teaching and Learning activities of the department							

Campus facilities							
27.	Classrooms	48	44	6	2	0	4.35
28.	Computer and internet	41	47	7	3	2	4.20
29.	Amenity services	30	52	13	3	1	4.04
30.	Hostel	27	46	14	7	6	3.79
31.	Recreation	30	53	11	2	4	3.99
32.	Health care	33	49	10	8	0	4.04
33.	General library	41	49	8	2	0	4.25
34.	Department library	35	51	10	2	2	4.15
35.	Extracurricular	30	48	11	6	5	3.91
36.	Sports	23	50	7	10	10	3.64
37.	Canteen	28	47	18	5	2	3.92

The students in the department are content with the academic facilities provided.

Extension activities

38.	Outreach activities	33	43	14	3	7	3.90
39.	Participation in extension activities	31	56	6	3	4	4.04

The learners are happy with the extension activities done in the department.

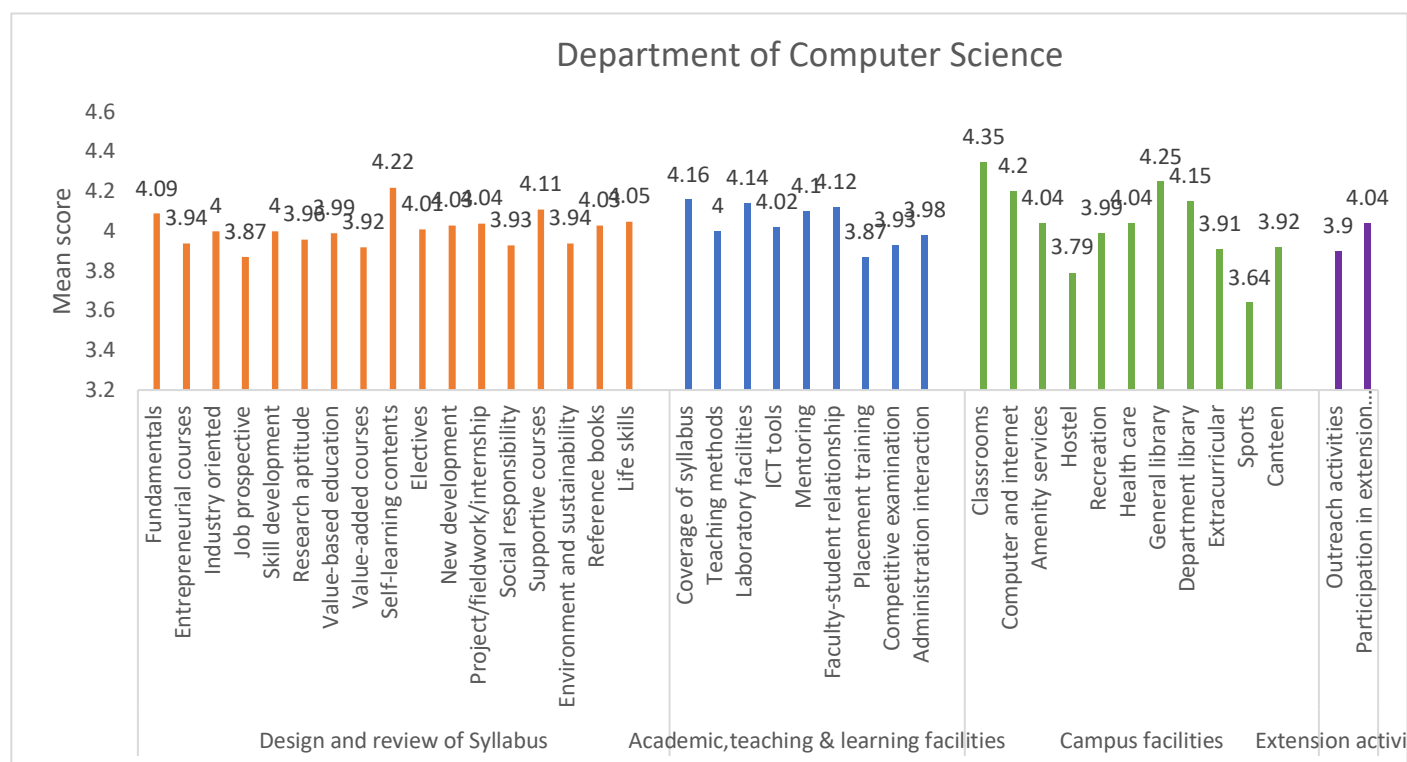


Table – 10:Department of Economics*Total Number of Students: 21*

S.No	Questions	Strongly agree (%)	Agree (%)	Neither agree nor disagree (%)	Disagree (%)	Strongly disagree (%)	Mean score
Design and Review of the Syllabus							
1.	Fundamentals	57	43	0	0	0	4.57
2.	Entrepreneurial courses	38	62	0	0	0	4.38
3.	Industry oriented	38	48	4	10	0	4.14
4.	Job prospective	24	71	5	0	0	4.19
5.	Skill development	57	38	0	5	0	4.48
6.	Research aptitude	19	76	0	0	5	4.05
7.	Value-based education	48	48	4	0	0	4.43
8.	Value-added courses	24	62	4	0	10	3.90
9.	Self-learning contents	43	48	9	0	0	4.33
10.	Electives	33	62	0	5	0	4.24
11.	New development	48	42	0	10	0	4.29
12.	Project/fieldwork/internship	29	67	4	0	0	4.24
13.	Social responsibility	38	52	0	5	5	4.14
14.	Supportive courses	38	52	5	5	0	4.24
15.	Environment and sustainability	43	52	0	5	0	4.33
16.	Reference books	33	67	0	0	0	4.33
17.	Life skills	52	38	0	5	5	4.29
The students are extremely content with the Design and Review of the syllabus							
Academic, Teaching and Learning facilities							
18.	Coverage of syllabus	52	48	0	0	0	4.52
19.	Teaching methods	43	57	0	0	0	4.43
20.	Laboratory facilities	33	57	5	5	0	4.19
21.	ICT tools	38	57	0	5	0	4.29
22.	Mentoring	43	52	0	0	5	4.29
23.	Faculty-student relationship	38	43	5	5	9	3.95
24.	Placement training	24	62	0	5	9	3.86
25.	Competitive examination	43	52	0	5	0	4.33
26.	Administration interaction	48	52	0	0	0	4.48
Students are highly pleased with the Academic, Teaching and Learning activities of the department							
Campus facilities							

27.	Classrooms	52	48	0	0	0	4.52
28.	Computer and internet	43	52	5	0	0	4.38
29.	Amenity services	38	57	0	5	0	4.29
30.	Hostel	14	67	10	9	0	3.86
31.	Recreation	24	67	0	9	0	4.05
32.	Health care	52	38	0	10	0	4.33
33.	General library	43	52	5	0	0	4.38
34.	Department library	43	57	0	0	0	4.43
35.	Extracurricular	38	57	5	0	0	4.33
36.	Sports	33	43	5	10	9	3.81
37.	Canteen	24	62	0	10	4	3.90
Students from the department are extremely pleased with the Campus Facilities provided in the University							
Extension activities							
38.	Outreach activities	38	57	0	0	5	4.24
39.	Participation in extension activities	43	48	5	4	0	4.29
Students are content with the Extension activities in the department.							

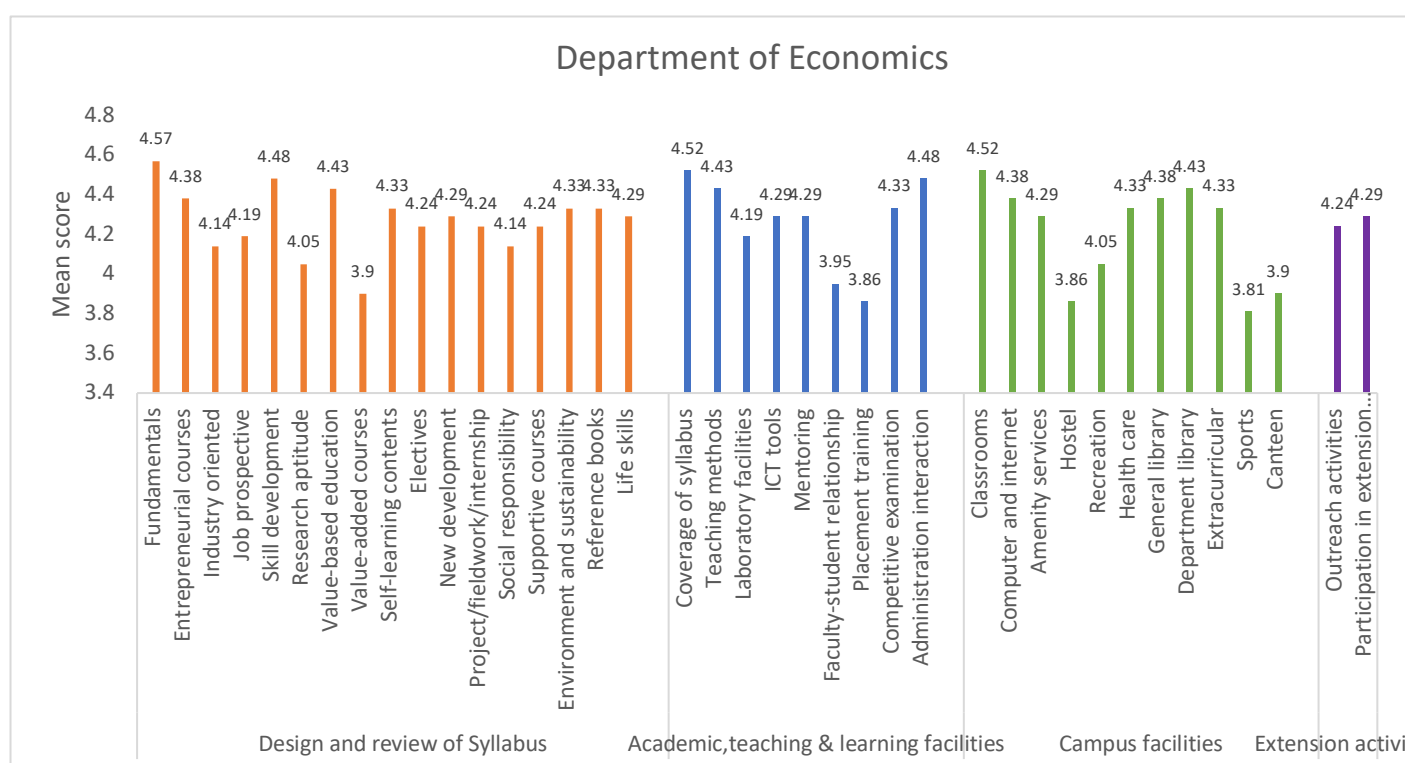


Table – 11:Department of Education*Total Number of Students: 29*

S.No	Questions	Strongly agree (%)	Agree (%)	Neither agree nor disagree (%)	Disagree (%)	Strongly disagree (%)	Mean score
Design and Review of the Syllabus							
1.	Fundamentals	55	42	3	0	0	4.59
2.	Entrepreneurial courses	48	52	0	0	0	4.52
3.	Industry oriented	34	56	10	0	0	4.34
4.	Job prospective	48	45	7	0	0	4.52
5.	Skill development	59	41	0	0	0	4.62
6.	Research aptitude	42	48	10	0	0	4.34
7.	Value-based education	59	38	3	0	0	4.62
8.	Value-added courses	45	48	0	7	0	4.41
9.	Self-learning contents	45	52	3	0	0	4.48
10.	Electives	41	59	0	0	0	4.45
11.	New development	45	52	3	0	0	4.48
12.	Project/fieldwork/internship	45	52	3	0	0	4.45
13.	Social responsibility	52	45	3	0	0	4.55
14.	Supportive courses	52	41	7	0	0	4.48
15.	Environment and sustainability	38	52	10	0	0	4.34
16.	Reference books	52	45	3	0	0	4.52
17.	Life skills	48	48	4	0	0	4.52
Design and Review of the syllabus is tremendously appreciated by the Learners of the department							
Academic, Teaching and Learning facilities							
18.	Coverage of syllabus	49	48	3	0	0	4.55
19.	Teaching methods	52	45	3	0	0	4.59
20.	Laboratory facilities	45	55	0	0	0	4.52
21.	ICT tools	45	48	7	0	0	4.48
22.	Mentoring	52	45	3	0	0	4.55
23.	Faculty-student relationship	59	41	0	0	0	4.66
24.	Placement training	28	62	10	0	0	4.24
25.	Competitive examination	45	48	7	0	0	4.45
26.	Administration interaction	48	52	0	0	0	4.55
Students from the department are absolutely satisfied with the Academic, Teaching and Learning activities							
Campus facilities							
27.	Classrooms	49	48	0	3	0	4.48

28.	Computer and internet	38	56	3	3	0	4.34
29.	Amenity services	31	59	7	3	0	4.24
30.	Hostel	41	45	14	0	0	4.34
31.	Recreation	31	66	0	3	0	4.31
32.	Health care	31	59	10	0	0	4.28
33.	General library	56	38	3	3	0	4.55
34.	Department library	52	45	3	0	0	4.55
35.	Extracurricular	31	59	10	0	0	4.28
36.	Sports	31	59	10	0	0	4.31
37.	Canteen	31	59	7	3	0	4.34

Students from the department are extremely pleased with the Campus Facilities provided in the University

Extension activities

38.	Outreach activities	38	62	0	0	0	4.45
39.	Participation in extension activities	34	62	4	0	0	4.38

Students have graded positively for the Extension activities in the department.

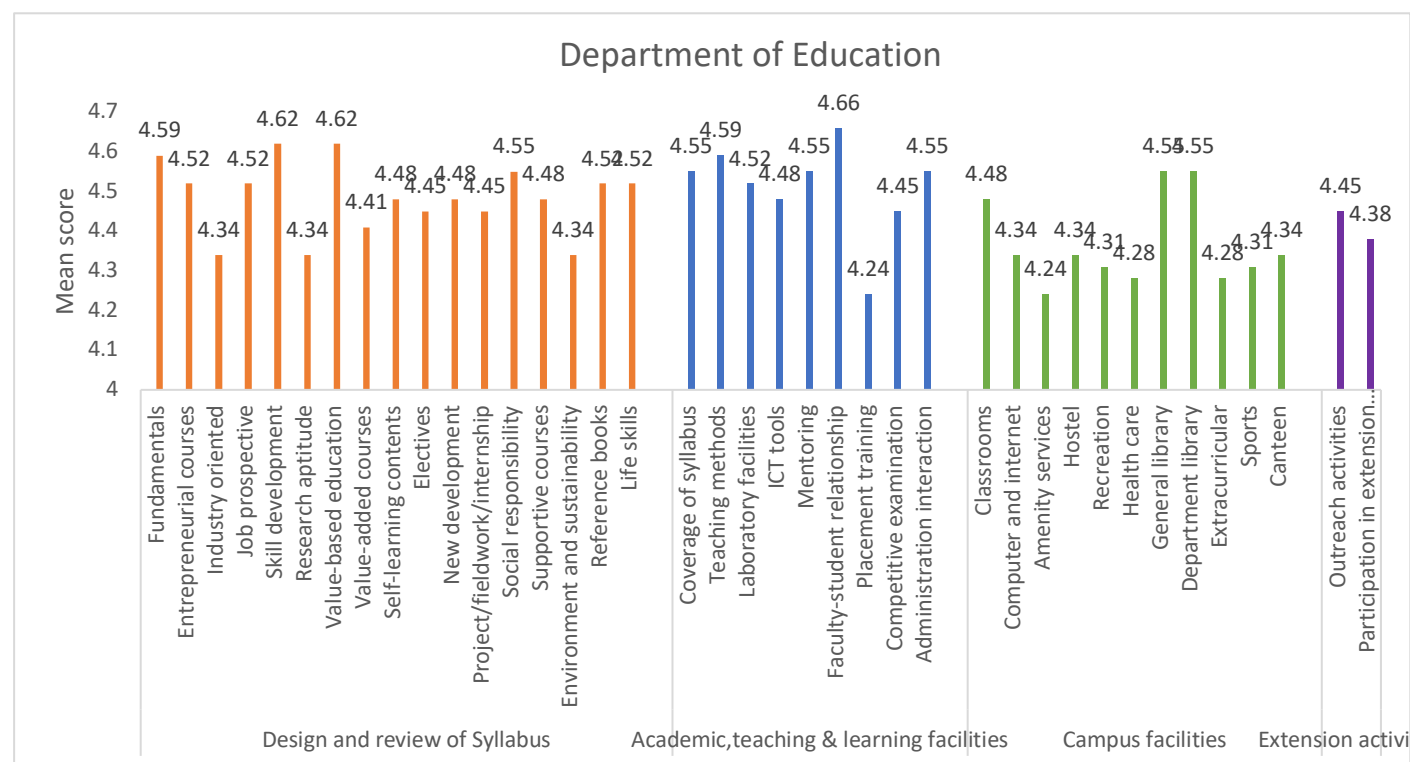


Table – 12:Department of Energy Science*Total Number of Students: 31*

S.No	Questions	Strongly agree (%)	Agree (%)	Neither agree nor disagree (%)	Disagree (%)	Strongly disagree (%)	Mean score
Design and Review of the Syllabus							
1.	Fundamentals	39	61	0	0	0	4.39
2.	Entrepreneurial courses	36	61	3	0	0	4.35
3.	Industry oriented	39	55	6	0	0	4.32
4.	Job prospective	52	45	3	0	0	4.48
5.	Skill development	42	58	0	0	0	4.48
6.	Research aptitude	45	55	0	0	0	4.45
7.	Value-based education	46	48	6	0	0	4.39
8.	Value-added courses	58	42	0	0	0	4.58
9.	Self-learning contents	32	55	13	0	0	4.19
10.	Electives	45	55	0	0	0	4.45
11.	New development	59	35	6	0	0	4.52
12.	Project/fieldwork/internship	42	48	10	0	0	4.32
13.	Social responsibility	49	45	6	0	0	4.42
14.	Supportive courses	52	48	0	0	0	4.52
15.	Environment and sustainability	42	58	0	0	0	4.42
16.	Reference books	49	45	6	0	0	4.42
17.	Life skills	45	52	3	0	0	4.42
Students are highly gratified with the Design and Review of the syllabus							
Academic, Teaching and Learning facilities							
18.	Coverage of syllabus	58	42	0	0	0	4.58
19.	Teaching methods	39	61	0	0	0	4.39
20.	Laboratory facilities	58	39	3	0	0	4.55
21.	ICT tools	42	52	3	3	0	4.35
22.	Mentoring	52	45	3	0	0	4.48
23.	Faculty-student relationship	52	48	0	0	0	4.52
24.	Placement training	42	42	13	3	0	4.23
25.	Competitive examination	52	35	13	0	0	4.39
26.	Administration interaction	42	45	13	0	0	4.32
Learners of the department are content with the academic, teaching and learning facilities of the department							
Campus facilities							
27.	Classrooms	55	45	0	0	0	4.55

28.	Computer and internet	46	48	3	0	3	4.32
29.	Amenity services	45	42	13	0	0	4.32
30.	Hostel	36	45	13	0	6	4.03
31.	Recreation	46	48	6	0	0	4.39
32.	Health care	39	45	16	0	0	4.23
33.	General library	48	42	10	0	0	4.39
34.	Department library	65	29	6	0	0	4.61
35.	Extracurricular	46	48	6	0	0	4.42
36.	Sports	39	42	16	3	0	4.19
37.	Canteen	26	61	13	0	0	4.16

The students are happy with the Campus facilities provided in the University.

Extension activities

38.	Outreach activities	81	19	0	0	0	4.81
39.	Participation in extension activities	52	48	0	0	0	4.52

Students have graded positively for the Extension activities in the department.

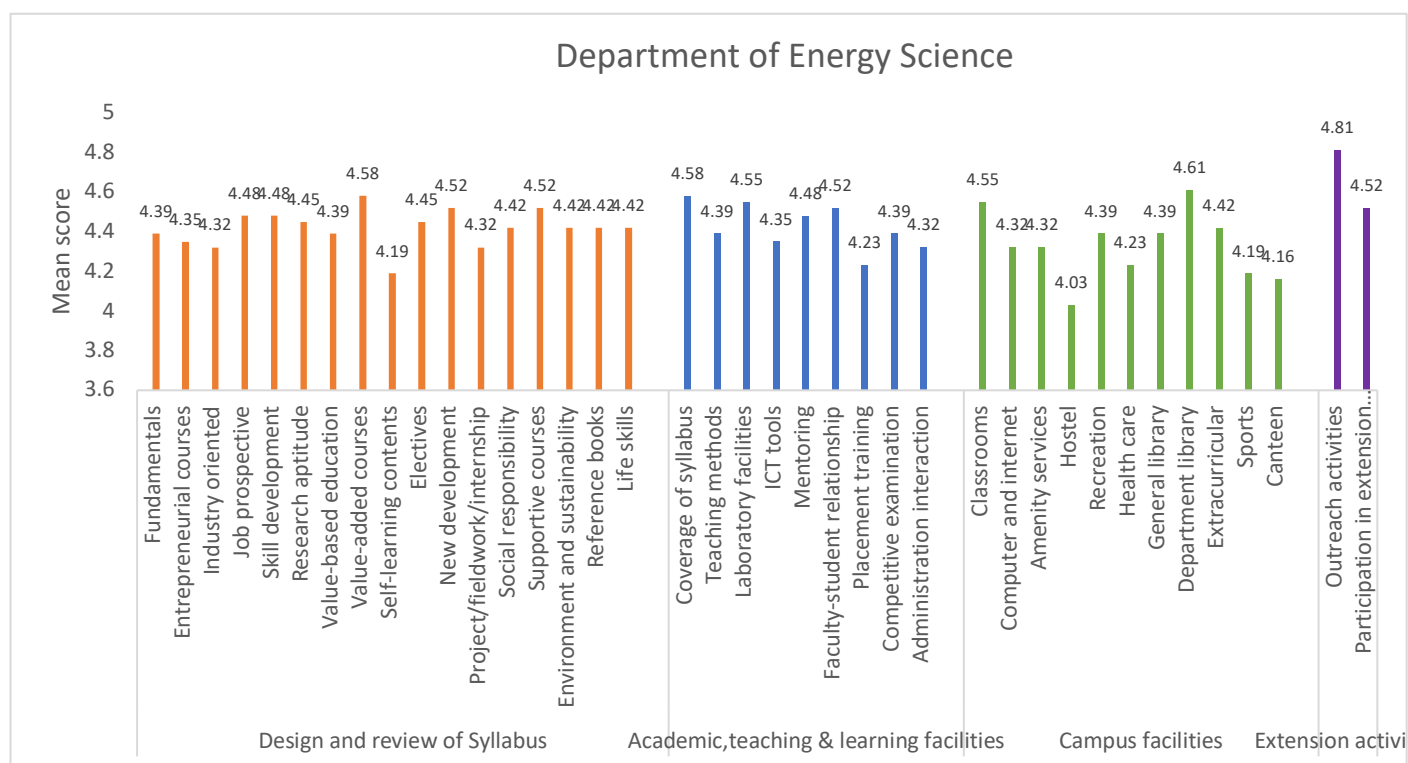


Table – 13:Department of English*Total Number of Students: 37*

S.No	Questions	Strongly agree (%)	Agree (%)	Neither agree nor disagree (%)	Disagree (%)	Strongly disagree (%)	Mean score
Design and Review of the Syllabus							
1.	Fundamentals	14	84	2	0	0	4.11
2.	Entrepreneurial courses	11	68	14	7	0	3.81
3.	Industry oriented	14	65	14	7	0	3.84
4.	Job prospective	22	65	11	2	0	4.05
5.	Skill development	19	68	11	2	0	4.03
6.	Research aptitude	14	76	3	5	2	3.92
7.	Value-based education	28	62	5	5	0	4.11
8.	Value-added courses	27	65	5	3	0	4.16
9.	Self-learning contents	33	62	5	0	0	4.27
10.	Electives	11	73	3	13	0	3.81
11.	New development	30	62	3	5	0	4.16
12.	Project/fieldwork/internship	30	62	5	3	0	4.19
13.	Social responsibility	19	76	5	0	0	4.14
14.	Supportive courses	51	46	0	3	0	4.46
15.	Environment and sustainability	22	64	14	0	0	4.08
16.	Reference books	32	62	3	3	0	4.24
17.	Life skills	38	59	3	0	0	4.41
The students and scholars of the department are extremely gratified with the design and Review of the Syllabus.							
Academic, Teaching and Learning facilities							
18.	Coverage of syllabus	30	65	5	0	0	4.24
19.	Teaching methods	27	62	11	0	0	4.16
20.	Laboratory facilities	32	65	3	0	0	4.30
21.	ICT tools	19	65	11	5	0	3.97
22.	Mentoring	30	70	0	0	0	4.30
23.	Faculty-student relationship	22	62	8	8	0	3.97
24.	Placement training	26	59	5	5	5	3.92
25.	Competitive examination	16	68	5	8	3	3.86
26.	Administration interaction	22	68	5	3	2	4.03
The learners are satisfied with the Academic, Teaching and Learning Facilities in the department.							
Campus facilities							

27.	Classrooms	22	68	5	3	2	4.03
28.	Computer and internet	22	70	3	5	0	4.08
29.	Amenity services	33	59	3	5	0	4.19
30.	Hostel	19	73	5	0	3	4.05
31.	Recreation	22	62	8	5	3	3.95
32.	Health care	24	65	3	5	3	4.03
33.	General library	41	57	2	0	0	4.38
34.	Department library	30	65	0	3	2	4.16
35.	Extracurricular	25	59	5	8	3	3.95
36.	Sports	5	65	11	11	8	3.49
37.	Canteen	22	70	8	0	0	4.14

Most of the students are content with the Campus facilities provided in the University. However, they have given average rating for the Sports in the University.

Extension activities

38.	Outreach activities	14	73	3	5	5	3.84
39.	Participation in extension activities	19	68	5	5	3	3.95

The learners are satisfied with the Extension activities carried out by the department.

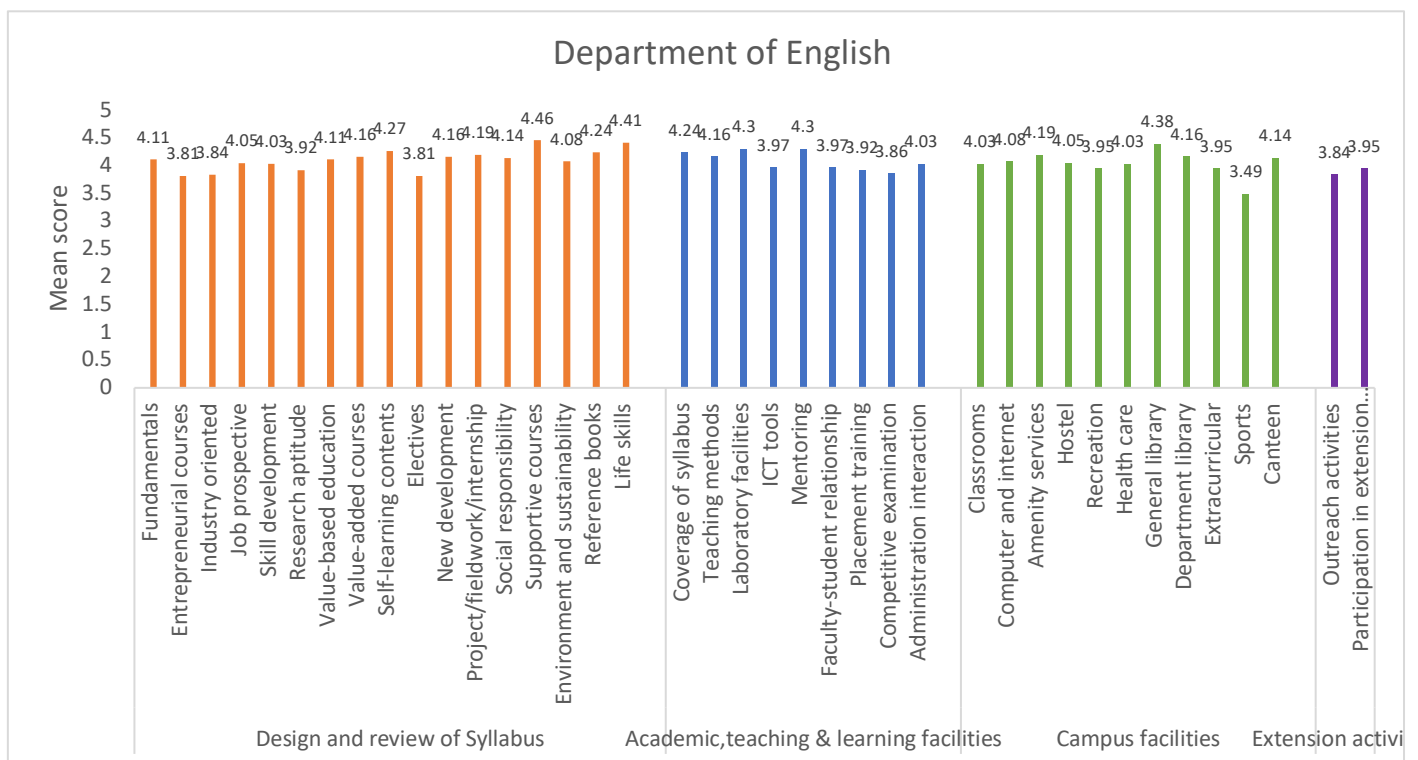


Table – 14: Department of Environmental Science*Total Number of Students: 33*

S.No	Questions	Strongly agree (%)	Agree (%)	Neither agree nor disagree (%)	Disagree (%)	Strongly disagree (%)	Mean score
Design and Review of the Syllabus							
1.	Fundamentals	30	58	9	0	3	4.12
2.	Entrepreneurial courses	6	67	18	6	3	3.67
3.	Industry oriented	27	61	12	0	0	4.15
4.	Job prospective	18	67	6	9	0	3.94
5.	Skill development	27	58	9	6	0	4.06
6.	Research aptitude	21	70	9	0	0	4.12
7.	Value-based education	27	55	12	6	0	4.03
8.	Value-added courses	27	64	3	3	3	4.09
9.	Self-learning contents	21	70	0	6	3	4.00
10.	Electives	46	45	6	3	0	4.33
11.	New development	21	70	0	9	0	4.03
12.	Project/fieldwork/internship	40	45	9	6	0	4.18
13.	Social responsibility	27	52	15	6	0	4.00
14.	Supportive courses	34	48	12	6	0	4.09
15.	Environment and sustainability	49	42	3	3	3	4.30
16.	Reference books	33	52	6	9	0	4.09
17.	Life skills	40	45	6	6	3	4.12
Students are gratified with the Design and Review of the syllabus							
Academic, Teaching and Learning facilities							
18.	Coverage of syllabus	31	48	15	6	0	4.03
19.	Teaching methods	15	76	6	3	0	4.03
20.	Laboratory facilities	36	52	0	6	6	4.06
21.	ICT tools	27	61	6	3	3	4.06
22.	Mentoring	34	45	12	9	0	4.03
23.	Faculty-student relationship	43	42	12	3	0	4.24
24.	Placement training	25	45	21	0	9	3.76
25.	Competitive examination	24	52	18	3	3	3.91
26.	Administration interaction	34	45	15	6	0	4.06
The learners are highly content with the Academic, Teaching and Learning facilities in the department							
Campus facilities							
27.	Classrooms	49	39	3	3	6	4.21

28.	Computer and internet	18	58	12	3	9	3.73
29.	Amenity services	27	61	6	3	3	4.06
30.	Hostel	28	48	18	3	3	3.94
31.	Recreation	18	61	6	12	3	3.79
32.	Health care	28	48	18	3	3	3.94
33.	General library	39	52	0	6	3	4.18
34.	Department library	36	52	6	3	3	4.15
35.	Extracurricular	27	61	3	3	6	4.00
36.	Sports	25	45	6	9	15	3.55
37.	Canteen	25	45	9	15	6	3.67

Campus Facilities in the University are given positive rating by the students of the department.

Extension activities

38.	Outreach activities	46	33	18	0	3	4.18
39.	Participation in extension activities	30	55	9	6	0	4.09

Students are content with the Extension activities done in the department

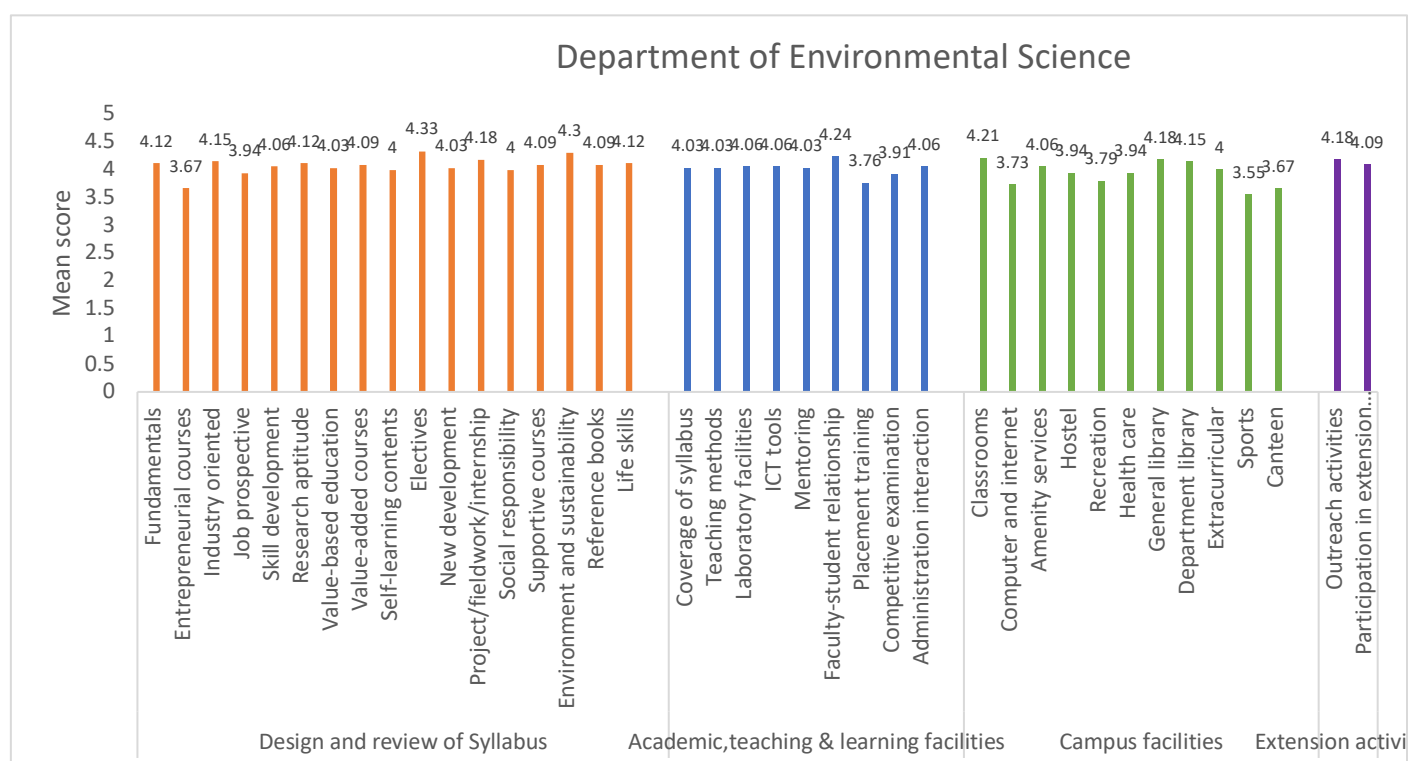


Table – 15: Department of Food Science and Nutrition*Total Number of Students: 180*

S.No	Questions	Strongly agree (%)	Agree (%)	Neither agree nor disagree (%)	Disagree (%)	Strongly disagree (%)	Mean score
Design and Review of the Syllabus							
1.	Fundamentals	47	48	4	1	0	4.42
2.	Entrepreneurial courses	42	51	6	1	0	4.34
3.	Industry oriented	44	45	10	0	1	4.32
4.	Job prospective	36	52	9	2	1	4.20
5.	Skill development	45	48	6	0	1	4.38
6.	Research aptitude	42	50	7	1	0	4.32
7.	Value-based education	41	50	8	1	0	4.33
8.	Value-added courses	43	43	12	2	0	4.28
9.	Self-learning contents	43	48	8	1	0	4.33
10.	Electives	40	48	10	1	1	4.28
11.	New development	44	44	10	1	1	4.32
12.	Project/fieldwork/internship	46	44	8	2	0	4.34
13.	Social responsibility	42	50	6	1	1	4.34
14.	Supportive courses	42	50	6	1	1	4.33
15.	Environment and sustainability	42	47	10	1	0	4.32
16.	Reference books	44	48	7	1	0	4.37
17.	Life skills	47	46	7	0	0	4.41
Students are highly content with the Design and Review of the syllabus							
Academic, Teaching and Learning facilities							
18.	Coverage of syllabus	48	47	5	0	0	4.38
19.	Teaching methods	43	53	3	1	0	4.43
20.	Laboratory facilities	51	40	9	0	0	4.46
21.	ICT tools	50	46	3	1	0	4.43
22.	Mentoring	44	53	3	0	0	4.39
23.	Faculty-student relationship	44	51	4	1	0	4.28
24.	Placement training	40	48	12	0	0	4.29
25.	Competitive examination	35	58	6	1	0	4.38
26.	Administration interaction	45	48	6	1	0	4.43
The learners are absolutely pleased with the Academic, Teaching and Learning facilities in the department							
Campus facilities							
27.	Classrooms	65	33	2	0	0	4.63

28.	Computer and internet	39	53	7	1	0	4.32
29.	Amenity services	51	42	6	0	1	4.44
30.	Hostel	36	52	10	1	1	4.22
31.	Recreation	48	44	6	1	1	4.37
32.	Health care	41	49	9	0	1	4.29
33.	General library	65	33	2	0	0	4.63
34.	Department library	46	46	7	1	0	4.38
35.	Extracurricular	40	46	12	1	1	4.26
36.	Sports	31	46	18	2	3	4.02
37.	Canteen	38	44	15	2	1	4.18

Students of the department are satisfied with the Campus facilities provided in the University

Extension activities

38.	Outreach activities	44	46	8	0	2	4.31
39.	Participation in extension activities	49	43	6	1	1	4.39

Students are pleased with the Extension activities carried out in the department

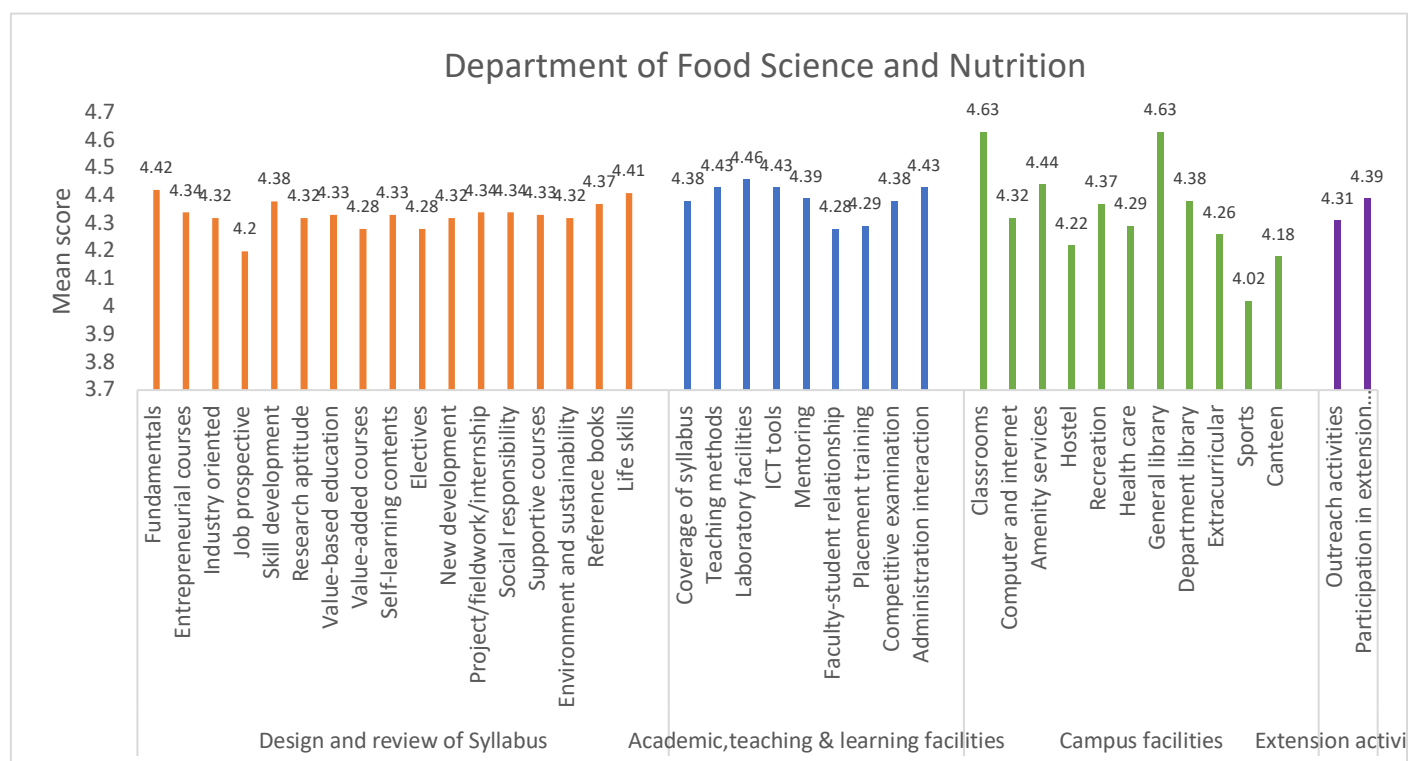


Table – 16:Department of Geology*Total Number of Students: 77*

S.No	Questions	Strongly agree (%)	Agree (%)	Neither agree nor disagree (%)	Disagree (%)	Strongly disagree (%)	Mean score
Design and Review of the Syllabus							
1.	Fundamentals	44	52	3	1	0	4.39
2.	Entrepreneurial courses	41	47	9	3	0	4.27
3.	Industry oriented	40	49	10	1	0	4.26
4.	Job prospective	27	56	13	3	1	4.05
5.	Skill development	57	32	6	4	1	4.38
6.	Research aptitude	40	49	8	3	0	4.27
7.	Value-based education	48	45	4	3	0	4.39
8.	Value-added courses	45	44	6	4	1	4.26
9.	Self-learning contents	35	51	10	4	0	4.17
10.	Electives	45	49	4	1	1	4.34
11.	New development	44	43	10	3	0	4.29
12.	Project/fieldwork/internship	55	39	3	3	0	4.48
13.	Social responsibility	37	53	8	1	1	4.22
14.	Supportive courses	44	44	8	4	0	4.29
15.	Environment and sustainability	44	44	8	4	0	4.29
16.	Reference books	48	44	5	3	0	4.38
17.	Life skills	38	55	3	3	1	4.27
Students and Scholars are highly gratified with the Design and Review of the syllabus							
Academic, Teaching and Learning facilities							
18.	Coverage of syllabus	45	45	6	4	0	4.30
19.	Teaching methods	40	48	9	3	0	4.26
20.	Laboratory facilities	53	42	4	0	1	4.45
21.	ICT tools	40	53	6	1	0	4.30
22.	Mentoring	45	48	6	1	0	4.35
23.	Faculty-student relationship	46	43	9	1	1	4.30
24.	Placement training	39	44	12	1	4	4.13
25.	Competitive examination	34	52	9	4	1	4.13

26.	Administration interaction	42	45	12	1	0	4.27
The learners are elated with the Academic, Teaching and Learning facilities							
Campus facilities							
27.	Classrooms	47	43	8	2	0	4.34
28.	Computer and internet	55	44	0	0	1	4.51
29.	Amenity services	45	42	10	3	0	4.30
30.	Hostel	30	61	5	3	1	4.16
31.	Recreation	45	45	8	1	1	4.30
32.	Health care	36	56	4	3	1	4.23
33.	General library	55	40	4	1	0	4.48
34.	Department library	44	45	10	1	0	4.30
35.	Extracurricular	38	47	13	1	1	4.18
36.	Sports	31	44	16	4	5	3.92
37.	Canteen	36	43	16	5	0	4.10
Students are content with the Campus facilities provided in the University							
Extension activities							
38.	Outreach activities	47	52	1	0	0	4.45
39.	Participation in extension activities	43	53	3	1	0	4.38
The pupils are gratified with the Extension activities done by the department.							

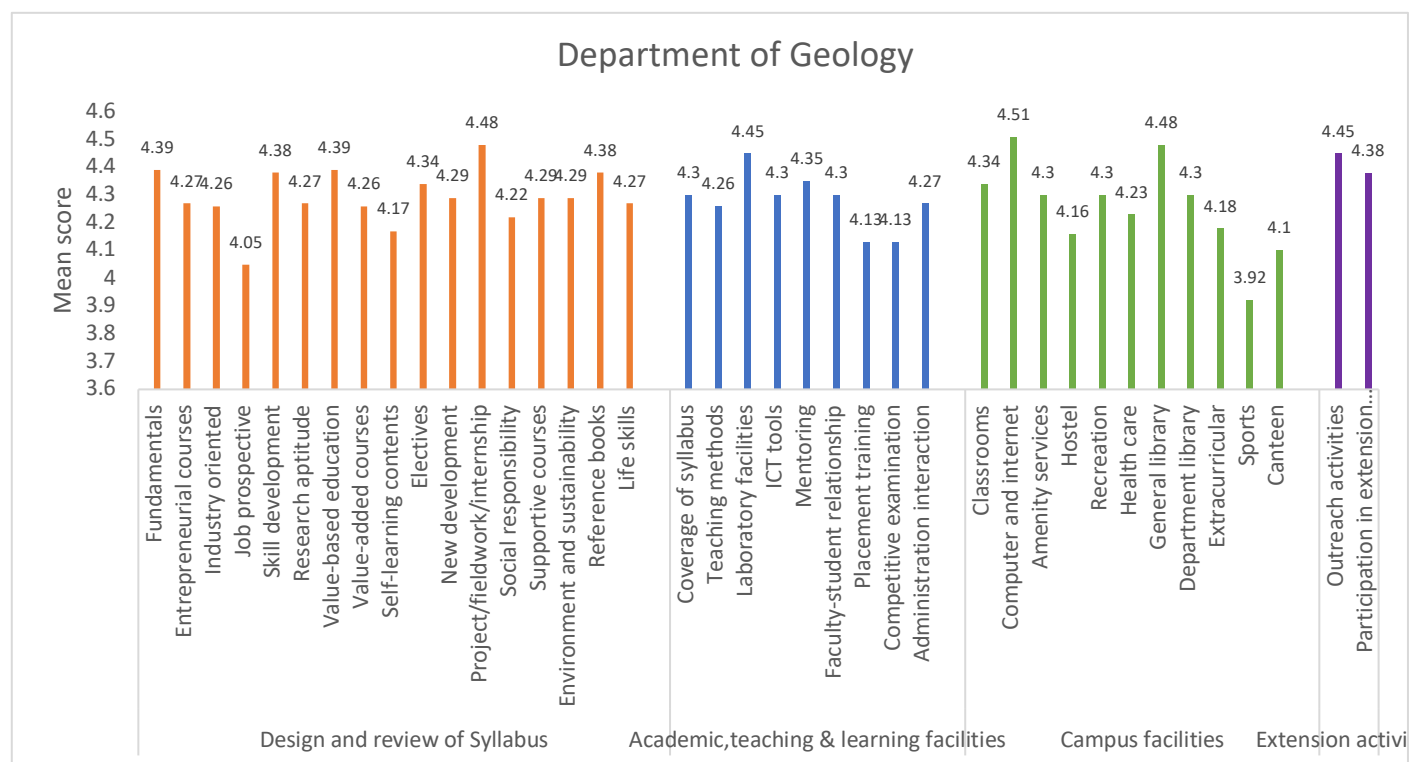


Table – 17:Department of History*Total Number of Students: 23*

S.No	Questions	Strongly agree (%)	Agree (%)	Neither agree nor disagree (%)	Disagree (%)	Strongly disagree (%)	Mean score
Design and Review of the Syllabus							
1.	Fundamentals	48	52	0	0	0	4.48
2.	Entrepreneurial courses	40	52	4	4	0	4.26
3.	Industry oriented	39	57	4	0	0	4.35
4.	Job prospective	22	65	13	0	0	4.09
5.	Skill development	48	48	0	4	0	4.39
6.	Research aptitude	48	39	9	4	0	4.35
7.	Value-based education	22	70	4	4	0	4.09
8.	Value-added courses	35	57	4	4	0	4.22
9.	Self-learning contents	48	48	4	0	0	4.43
10.	Electives	35	65	0	0	0	4.35
11.	New development	36	52	4	4	4	4.09
12.	Project/fieldwork/internship	39	57	4	0	0	4.35
13.	Social responsibility	35	61	0	4	0	4.26
14.	Supportive courses	53	43	4	0	0	4.48
15.	Environment and sustainability	40	52	4	4	0	4.26
16.	Reference books	61	35	0	4	0	4.52
17.	Life skills	48	52	0	0	0	4.48
Students of the department are highly content with the Design and Review of the syllabus							
Academic, Teaching and Learning facilities							
18.	Coverage of syllabus	52	48	0	0	0	4.52
19.	Teaching methods	31	61	4	4	0	4.17
20.	Laboratory facilities	48	35	17	0	0	4.30
21.	ICT tools	35	57	8	0	0	4.26
22.	Mentoring	48	48	0	4	0	4.39
23.	Faculty-student relationship	48	52	0	0	0	4.48
24.	Placement training	40	43	13	4	0	4.17
25.	Competitive examination	43	48	9	0	0	4.35
26.	Administration interaction	39	57	4	0	0	4.35
Students have graded positively for the Academic, Teaching and Learning facilities.							
Campus facilities							
27.	Classrooms	39	48	4	9	0	4.17

28.	Computer and internet	30	48	13	9	0	4.00
29.	Amenity services	31	52	17	0	0	4.13
30.	Hostel	43	39	9	9	0	4.17
31.	Recreation	31	61	4	4	0	4.17
32.	Health care	57	39	0	0	4	4.43
33.	General library	66	30	4	0	0	4.61
34.	Department library	87	13	0	0	0	4.87
35.	Extracurricular	48	43	9	0	0	4.39
36.	Sports	26	43	9	9	13	3.61
37.	Canteen	66	26	4	0	4	4.48

Learners are happy with the facilities provided in the university campus.

Extension activities

38.	Outreach activities	22	61	13	4	0	4.00
39.	Participation in extension activities	35	52	13	0	0	4.22

Students are satisfied with the Extension activities done in the department.

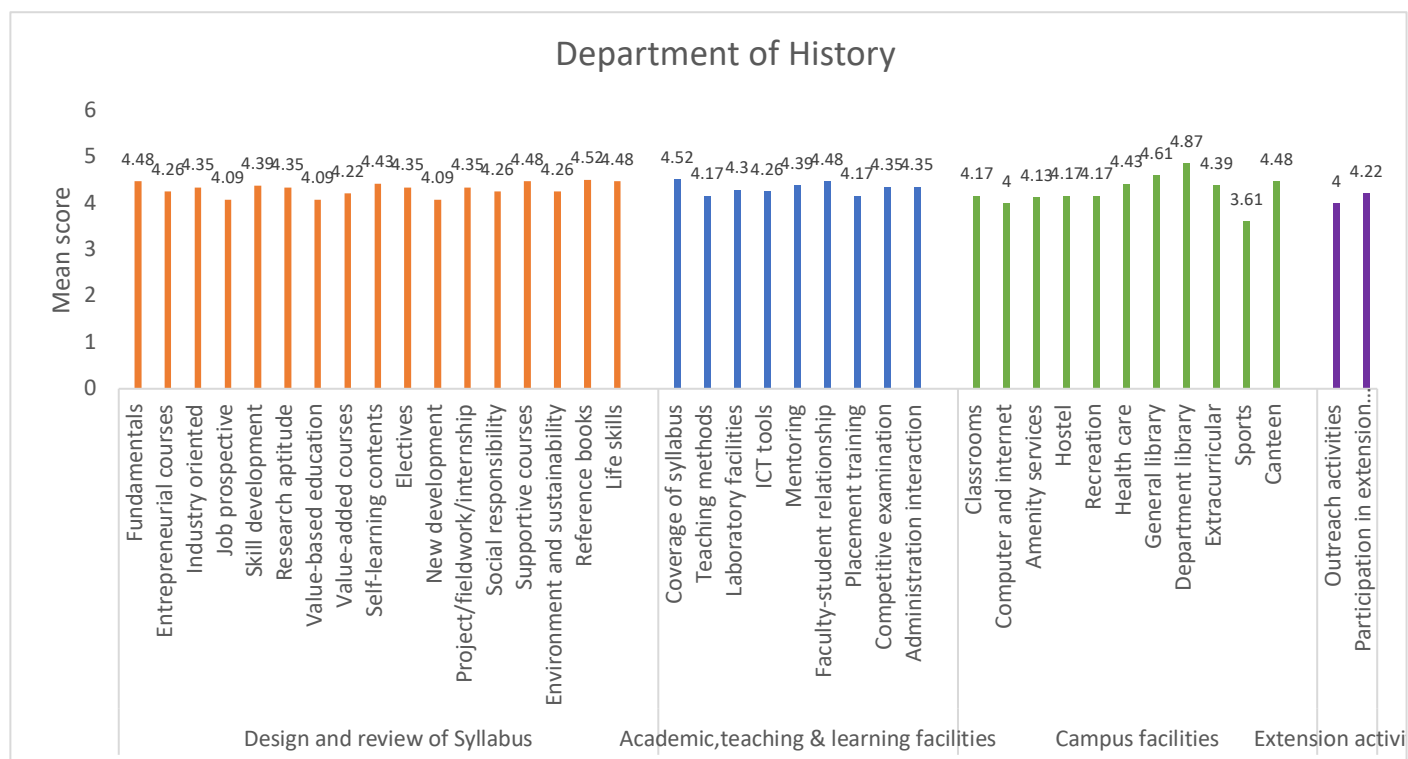


Table – 18: Department of Journalism and Mass Communication*Total Number of Students: 56*

S.No	Questions	Strongly agree (%)	Agree (%)	Neither agree nor disagree (%)	Disagree (%)	Strongly disagree (%)	Mean score
Design and Review of the Syllabus							
1.	Fundamentals	14	68	11	4	3	3.86
2.	Entrepreneurial courses	15	54	21	7	3	3.68
3.	Industry oriented	11	61	18	9	1	3.70
4.	Job prospective	14	49	29	5	3	3.43
5.	Skill development	20	59	11	7	3	3.77
6.	Research aptitude	20	41	25	11	3	3.63
7.	Value-based education	14	63	18	4	1	3.84
8.	Value-added courses	24	39	20	14	3	3.54
9.	Self-learning contents	20	61	16	2	1	3.95
10.	Electives	18	48	18	13	3	3.68
11.	New development	25	43	23	7	2	3.82
12.	Project/fieldwork/internship	48	36	9	4	3	4.14
13.	Social responsibility	16	61	11	9	3	3.79
14.	Supportive courses	34	45	13	5	3	3.88
15.	Environment and sustainability	14	63	14	7	2	3.82
16.	Reference books	16	55	23	4	2	3.82
17.	Life skills	18	61	16	4	1	3.91
Students and scholars are highly satisfied with the Design and Review of the syllabus. But Job perspective of the syllabus alone has got average ratings.							
Academic, Teaching and Learning facilities							
18.	Coverage of syllabus	25	55	13	4	3	3.95
19.	Teaching methods	31	46	14	5	4	3.96
20.	Laboratory facilities	25	45	23	5	2	3.86
21.	ICT tools	20	50	25	4	1	3.82
22.	Mentoring	30	45	18	5	2	3.96
23.	Faculty-student relationship	21	52	16	7	4	3.80
24.	Placement training	23	36	25	7	9	3.57
25.	Competitive examination	20	45	25	9	1	3.73
26.	Administration interaction	22	48	20	5	5	3.75
The learners are content with the Academic, Teaching and Learning facilities in the department.							
Campus facilities							

27.	Classrooms	32	48	13	4	3	4.02
28.	Computer and internet	11	61	18	7	3	3.68
29.	Amenity services	25	39	23	9	4	3.73
30.	Hostel	13	43	20	9	15	3.27
31.	Recreation	27	52	13	5	3	3.93
32.	Health care	16	45	25	9	5	3.57
33.	General library	32	57	9	0	2	4.18
34.	Department library	23	55	16	4	2	3.95
35.	Extracurricular	30	36	21	11	2	3.84
36.	Sports	18	38	14	16	14	3.29
37.	Canteen	20	39	25	7	9	3.55

Students are satisfied with the facilities provided in the university campus, nevertheless they have given only average rating for sports and hostel.

Extension activities

38.	Outreach activities	18	52	20	7	3	3.73
39.	Participation in extension activities	13	63	18	5	1	3.80

The learners are content with the extension activities carried out by the department.

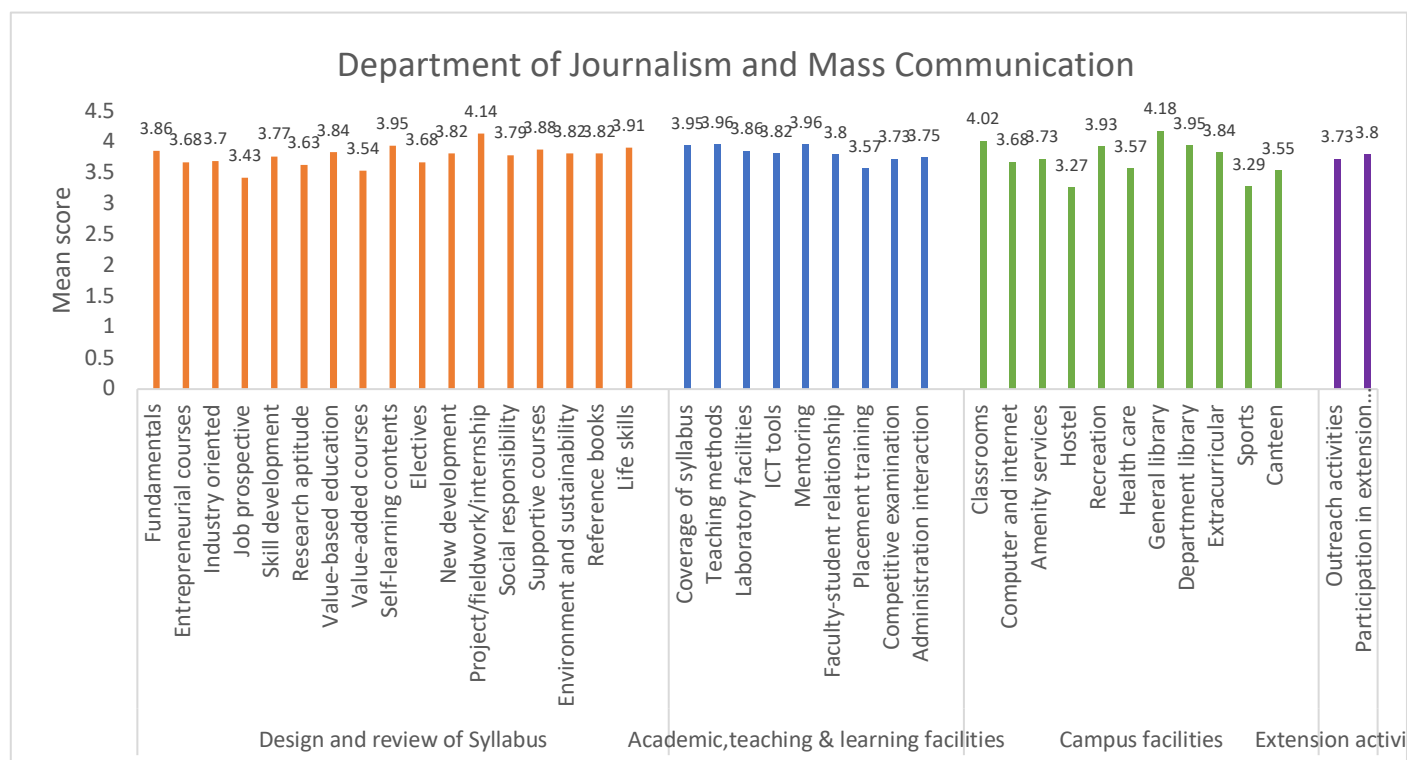


Table – 19: Department of Library and Information Science*Total Number of Students: 8*

S.No	Questions	Strongly agree (%)	Agree (%)	Neither agree nor disagree (%)	Disagree (%)	Strongly disagree (%)	Mean score
Design and Review of the Syllabus							
1.	Fundamentals	75	25	0	0	0	4.75
2.	Entrepreneurial courses	75	25	0	0	0	4.88
3.	Industry oriented	75	13	0	0	12	4.38
4.	Job prospective	75	25	0	0	0	4.75
5.	Skill development	50	48	0	0	2	4.13
6.	Research aptitude	63	25	12	0	0	4.50
7.	Value-based education	75	13	12	0	0	4.63
8.	Value-added courses	63	25	0	0	12	4.25
9.	Self-learning contents	63	25	12	0	0	4.50
10.	Electives	74	24	2	0	0	4.63
11.	New development	75	25	0	0	0	4.75
12.	Project/fieldwork/internship	75	13	0	0	12	4.38
13.	Social responsibility	38	62	0	0	0	4.38
14.	Supportive courses	88	12	0	0	0	4.88
15.	Environment and sustainability	63	37	0	0	0	4.63
16.	Reference books	88	12	0	0	0	4.88
17.	Life skills	88	12	0	0	0	4.88
The pupils in the department are highly satisfied with the Design and Review of the syllabus.							
Academic, Teaching and Learning facilities							
18.	Coverage of syllabus	75	13	12	0	0	4.63
19.	Teaching methods	75	12	0	13	0	4.50
20.	Laboratory facilities	75	25	0	0	0	4.75
21.	ICT tools	75	25	0	0	0	4.75
22.	Mentoring	75	25	0	0	0	4.75
23.	Faculty-student relationship	75	25	0	0	0	4.75
24.	Placement training	63	25	12	0	0	4.50
25.	Competitive examination	50	50	0	0	0	4.50
26.	Administration interaction	88	12	0	0	0	4.88
Students are highly pleased with the Academic, Teaching and Learning activities of the department							
Campus facilities							
27.	Classrooms	88	12	0	0	0	4.88

28.	Computer and internet	63	37	0	0	0	4.63
29.	Amenity services	75	25	0	0	0	4.88
30.	Hostel	38	62	0	0	0	4.38
31.	Recreation	75	25	0	0	0	4.75
32.	Health care	88	12	0	0	0	4.88
33.	General library	88	12	0	0	0	4.75
34.	Department library	100	0	0	0	0	5.00
35.	Extracurricular	50	50	0	0	0	4.50
36.	Sports	38	62	0	0	0	4.38
37.	Canteen	50	50	0	0	0	4.50

The learners in the department are satisfied with the facilities provided in the University campus

Extension activities

38.	Outreach activities	38	62	0	0	0	4.38
39.	Participation in extension activities	50	50	0	0	0	4.50

Students are happy with the Extension activities done in the department.

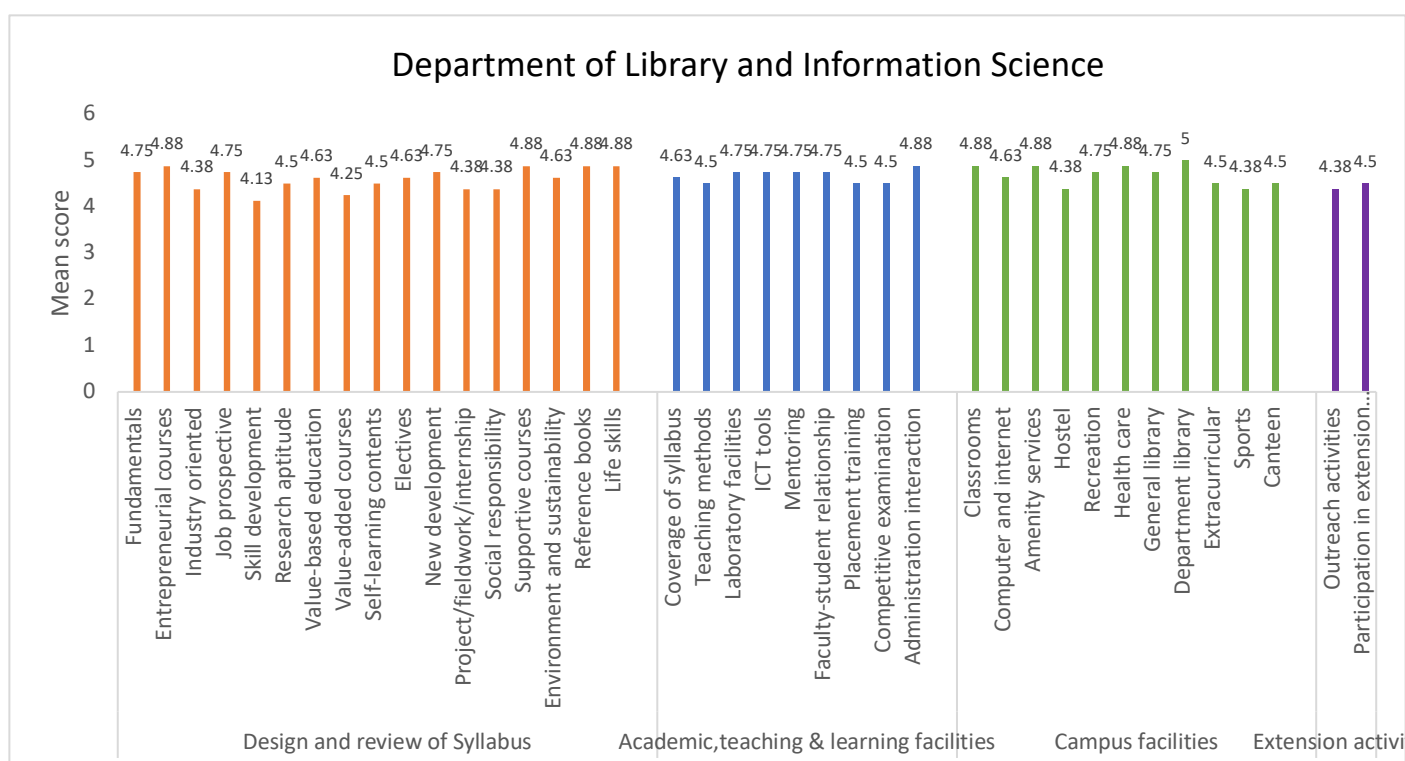


Table – 20:Department of Management Studies*Total Number of Students: 96*

S.No	Questions	Strongly agree (%)	Agree (%)	Neither agree nor disagree (%)	Disagree (%)	Strongly disagree (%)	Mean score
Design and Review of the Syllabus							
1.	Fundamentals	43	51	6	0	0	4.36
2.	Entrepreneurial courses	38	55	7	0	0	4.30
3.	Industry oriented	34	57	7	2	0	4.22
4.	Job prospective	32	53	9	6	0	4.09
5.	Skill development	41	47	10	2	0	4.26
6.	Research aptitude	36	51	11	2	0	4.20
7.	Value-based education	39	50	8	2	1	4.23
8.	Value-added courses	35	53	9	1	2	4.17
9.	Self-learning contents	42	46	11	0	1	4.27
10.	Electives	39	51	8	2	0	4.26
11.	New development	37	54	8	1	0	4.26
12.	Project/fieldwork/internship	37	53	7	2	1	4.22
13.	Social responsibility	39	52	8	1	0	4.28
14.	Supportive courses	41	49	8	2	0	4.28
15.	Environment and sustainability	44	46	9	1	0	4.32
16.	Reference books	37	51	10	2	0	4.22
17.	Life skills	44	49	6	1	0	4.35
Students and scholars are highly satisfied with their Design and Review of the syllabus							
Academic, Teaching and Learning facilities							
18.	Coverage of syllabus	50	48	2	0	0	4.48
19.	Teaching methods	38	55	7	0	0	4.30
20.	Laboratory facilities	44	52	4	0	0	4.40
21.	ICT tools	42	53	5	0	0	4.36
22.	Mentoring	53	38	9	0	0	4.44
23.	Faculty-student relationship	46	48	6	0	0	4.40
24.	Placement training	29	54	16	1	0	4.11
25.	Competitive examination	33	53	14	0	0	4.20
26.	Administration interaction	43	51	5	1	0	4.35
Students are satisfied with the Academic, Teaching and Learning activities of the department							

Campus facilities							
27.	Classrooms	43	53	4	0	0	4.39
28.	Computer and internet	41	54	5	0	0	4.35
29.	Amenity services	36	50	13	0	1	4.21
30.	Hostel	29	57	8	3	3	4.04
31.	Recreation	41	51	7	1	0	4.31
32.	Health care	35	56	7	1	1	4.22
33.	General library	55	38	6	1	0	4.47
34.	Department library	45	48	6	1	0	4.36
35.	Extracurricular	35	57	11	7	0	4.08
36.	Sports	23	51	16	7	3	3.83
37.	Canteen	39	45	13	2	1	4.17
The students in the department are satisfied with the facilities provided in the University campus							
Extension activities							
38.	Outreach activities	35	56	6	2	1	4.21
39.	Participation in extension activities	37	57	5	0	1	4.28
Students are content with the Extension activities done in the department.							

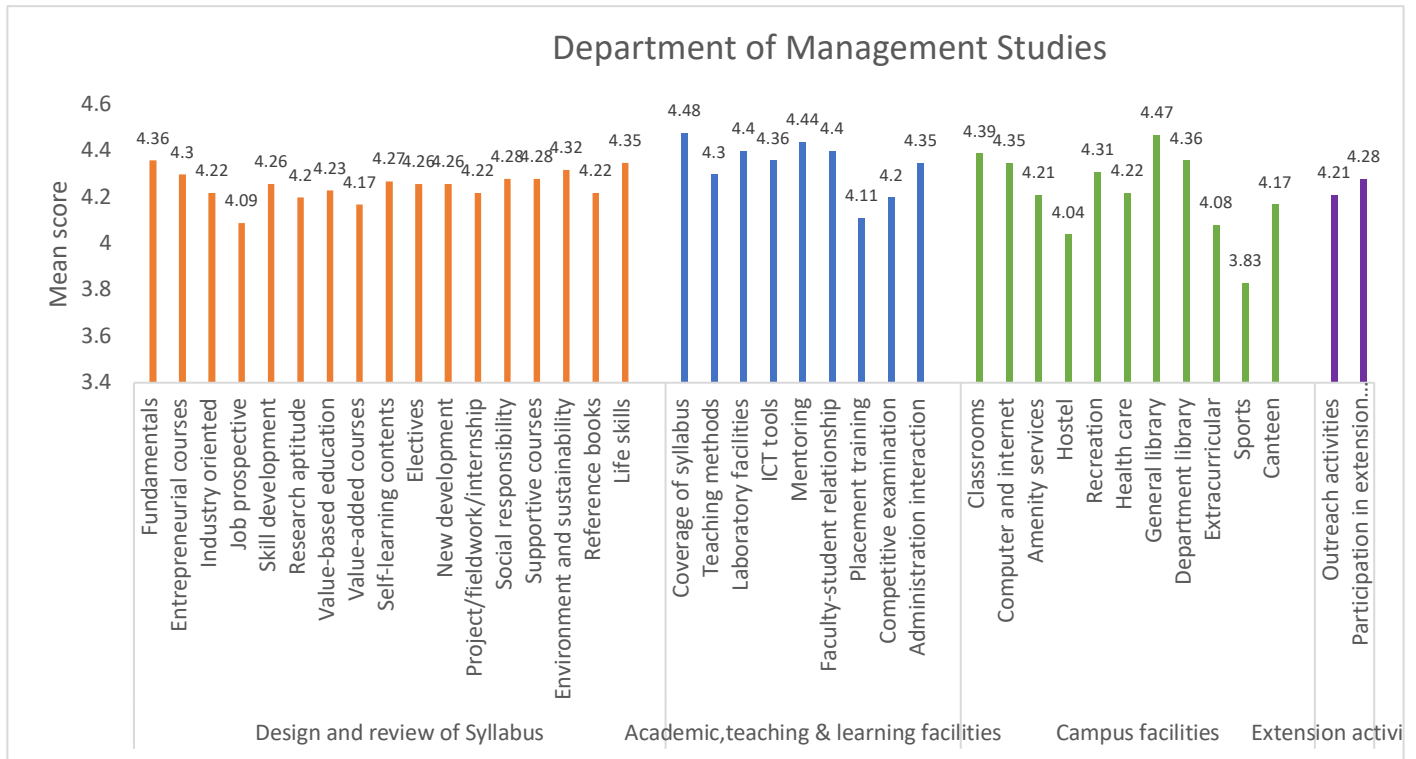


Table – 21:Department of Mathematics*Total Number of Students: 71*

S.No	Questions	Strongly agree (%)	Agree (%)	Neither agree nor disagree (%)	Disagree (%)	Strongly disagree (%)	Mean score
Design and Review of the Syllabus							
1.	Fundamentals	86	14	0	0	0	4.86
2.	Entrepreneurial courses	55	44	1	0	0	4.54
3.	Industry oriented	75	24	0	1	0	4.72
4.	Job prospective	59	39	1	1	0	4.55
5.	Skill development	80	20	0	0	0	4.80
6.	Research aptitude	70	30	0	0	0	4.70
7.	Value-based education	76	23	1	0	0	4.75
8.	Value-added courses	65	34	1	0	0	4.63
9.	Self-learning contents	81	19	0	0	0	4.82
10.	Electives	76	24	0	0	0	4.75
11.	New development	76	24	0	0	0	4.76
12.	Project/fieldwork/internship	79	21	0	0	0	4.79
13.	Social responsibility	63	36	0	1	0	4.61
14.	Supportive courses	72	27	1	0	0	4.69
15.	Environment and sustainability	74	23	3	0	0	4.72
16.	Reference books	81	19	0	0	0	4.82
17.	Life skills	82	17	1	0	0	4.80
The learners are highly satisfied with their Design and Review of the syllabus							
Academic, Teaching and Learning facilities							
18.	Coverage of syllabus	79	21	0	0	0	4.79
19.	Teaching methods	77	23	0	0	0	4.77
20.	Laboratory facilities	91	9	0	0	0	4.93
21.	ICT tools	78	21	1	0	0	4.76
22.	Mentoring	90	10	0	0	0	4.90
23.	Faculty-student relationship	86	14	0	0	0	4.86
24.	Placement training	51	47	1	0	1	4.44
25.	Competitive examination	70	30	0	0	0	4.70
26.	Administration interaction	72	27	0	0	1	4.68
Students are highly pleased with the Academic, Teaching and Learning activities of the department							
Campus facilities							
27.	Classrooms	84	16	0	0	0	4.85

28.	Computer and internet	89	10	1	0	0	4.87
29.	Amenity services	60	37	3	0	0	4.58
30.	Hostel	56	40	4	0	0	4.52
31.	Recreation	71	29	0	0	0	4.72
32.	Health care	70	26	4	0	0	4.66
33.	General library	90	10	0	0	0	4.90
34.	Department library	91	9	0	0	0	4.92
35.	Extracurricular	49	47	3	1	0	4.44
36.	Sports	26	69	4	0	1	4.18
37.	Canteen	36	56	7	0	1	4.27

Students are highly satisfied with the Campus facilities in the University

Extension activities

38.	Outreach activities	64	36	0	0	0	4.65
39.	Participation in extension activities	74	26	0	0	0	4.75

Students are content with the Extension activities carried out in the department

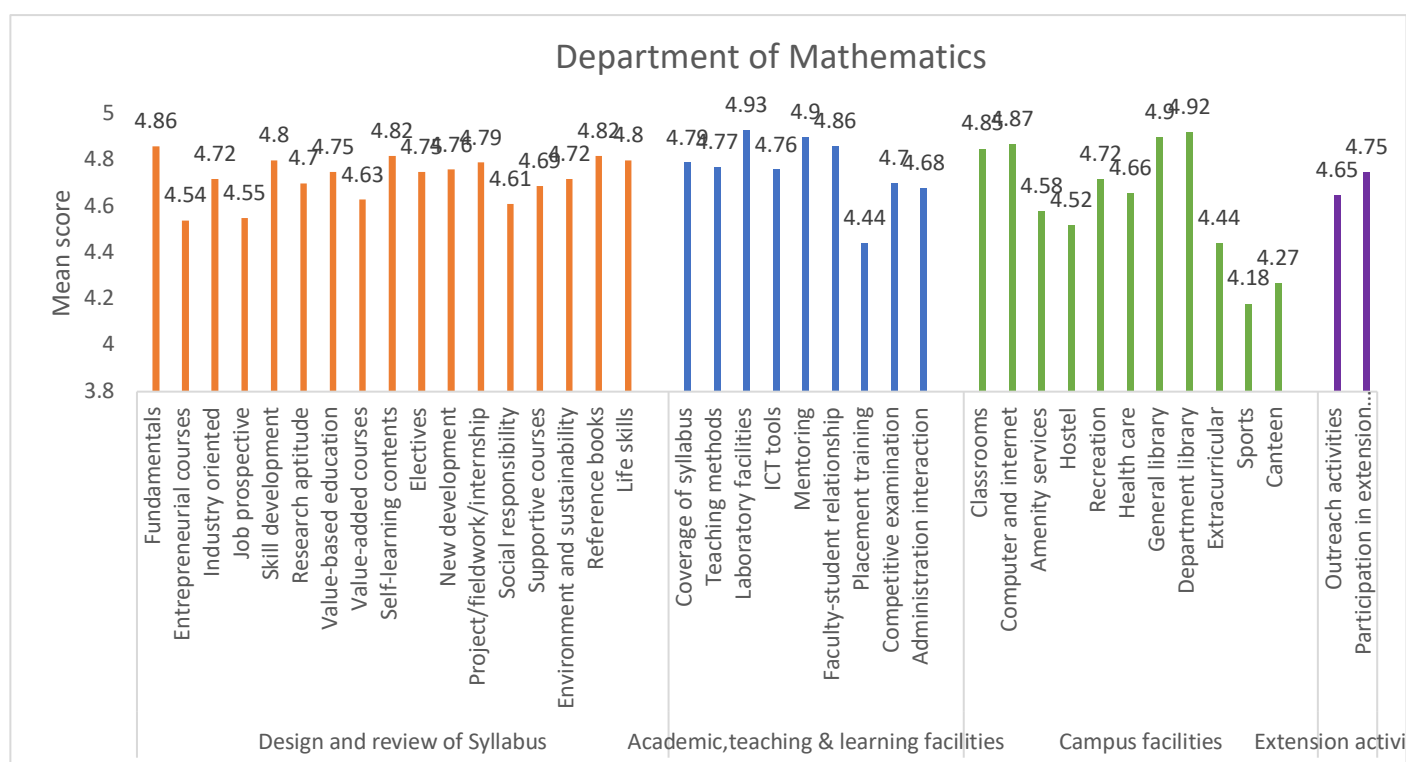


Table – 22:Department of Microbiology*Total Number of Students: 54*

S.No	Questions	Strongly agree (%)	Agree (%)	Neither agree nor disagree (%)	Disagree (%)	Strongly disagree (%)	Mean score
Design and Review of the Syllabus							
1.	Fundamentals	41	59	0	0	0	4.41
2.	Entrepreneurial courses	37	57	4	2	0	4.30
3.	Industry oriented	63	33	2	2	0	4.57
4.	Job prospective	39	46	9	4	2	4.17
5.	Skill development	56	41	3	0	0	4.52
6.	Research aptitude	53	43	4	0	0	4.50
7.	Value-based education	45	48	7	0	0	4.37
8.	Value-added courses	43	48	6	3	0	4.30
9.	Self-learning contents	48	50	2	0	0	4.46
10.	Electives	46	52	2	0	0	4.44
11.	New development	44	50	6	0	0	4.39
12.	Project/fieldwork/internship	69	30	1	0	0	4.67
13.	Social responsibility	38	56	6	0	0	4.33
14.	Supportive courses	56	39	4	1	0	4.48
15.	Environment and sustainability	40	52	6	2	0	4.31
16.	Reference books	61	33	2	4	0	4.52
17.	Life skills	54	39	7	0	0	4.46
Students and scholars are highly satisfied with their Design and Review of the syllabus							
Academic, Teaching and Learning facilities							
18.	Coverage of syllabus	52	44	2	2	0	4.46
19.	Teaching methods	48	50	2	0	0	4.46
20.	Laboratory facilities	67	31	2	0	0	4.65
21.	ICT tools	59	37	4	0	0	4.56
22.	Mentoring	65	33	2	0	0	4.63
23.	Faculty-student relationship	70	28	2	0	0	4.69
24.	Placement training	30	52	11	7	0	4.04
25.	Competitive examination	39	46	9	2	4	4.15
26.	Administration interaction	43	50	7	0	0	4.35
Students are content with the Academic, Teaching and Learning activities of the department							
Campus facilities							
27.	Classrooms	78	22	0	0	0	4.78

28.	Computer and internet	41	56	3	0	0	4.37
29.	Amenity services	52	41	7	0	0	4.44
30.	Hostel	37	48	11	2	2	4.17
31.	Recreation	50	44	6	0	0	4.44
32.	Health care	50	37	9	4	0	4.33
33.	General library	81	19	0	0	0	4.81
34.	Department library	61	39	0	0	0	4.61
35.	Extracurricular	46	46	4	4	0	4.35
36.	Sports	22	56	17	4	1	3.93
37.	Canteen	35	50	9	2	4	4.11

The learners in the department are satisfied with the facilities provided in the University campus

Extension activities

38.	Outreach activities	33	54	9	4	0	4.17
39.	Participation in extension activities	54	41	2	3	0	4.44

Students are content with the Extension activities done by the department

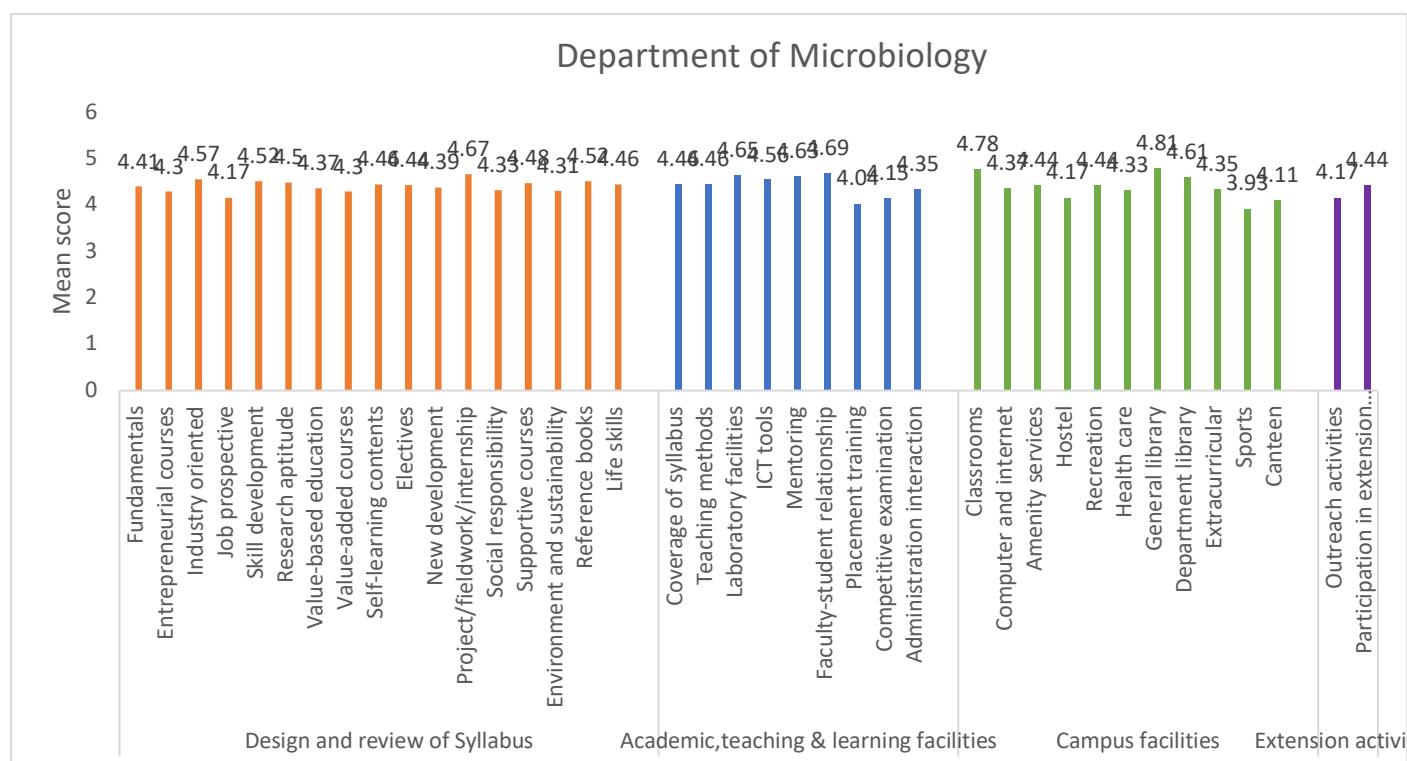


Table – 23:Department of Nutrition and Dietetics*Total Number of Students: 67*

S.No	Questions	Strongly agree (%)	Agree (%)	Neither agree nor disagree (%)	Disagree (%)	Strongly disagree (%)	Mean score
Design and Review of the Syllabus							
1.	Fundamentals	62	37	1	0	0	4.60
2.	Entrepreneurial courses	51	42	7	0	0	4.43
3.	Industry oriented	63	34	3	0	0	4.60
4.	Job prospective	52	45	3	0	0	4.49
5.	Skill development	60	36	4	0	0	4.55
6.	Research aptitude	63	34	3	0	0	4.60
7.	Value-based education	54	45	1	0	0	4.52
8.	Value-added courses	59	34	7	0	0	4.51
9.	Self-learning contents	68	31	1	0	0	4.66
10.	Electives	58	42	0	0	0	4.58
11.	New development	56	39	4	1	0	4.48
12.	Project/fieldwork/internship	62	37	1	0	0	4.60
13.	Social responsibility	60	37	3	0	0	4.57
14.	Supportive courses	73	24	3	0	0	4.70
15.	Environment and sustainability	63	31	6	0	0	4.57
16.	Reference books	63	34	3	0	0	4.60
17.	Life skills	70	27	3	0	0	4.67
Students are extremely gratified with their Design and Review of the syllabus							
Academic, Teaching and Learning facilities							
18.	Coverage of syllabus	81	19	0	0	0	4.82
19.	Teaching methods	53	43	4	0	0	4.46
20.	Laboratory facilities	49	42	9	0	0	4.40
21.	ICT tools	62	34	4	0	0	4.57
22.	Mentoring	79	18	3	0	0	4.76
23.	Faculty-student relationship	55	40	4	1	0	4.46
24.	Placement training	59	34	7	0	0	4.51
25.	Competitive examination	61	34	4	1	0	4.52
26.	Administration interaction	65	30	4	1	0	4.57
Students are highly pleased with the Academic, Teaching and Learning activities of the department							
Campus facilities							
27.	Classrooms	71	28	1	0	0	4.69

28.	Computer and internet	42	52	6	0	0	4.36
29.	Amenity services	61	33	6	0	0	4.55
30.	Hostel	32	49	19	0	0	4.12
31.	Recreation	57	37	6	0	0	4.51
32.	Health care	47	46	7	0	0	4.39
33.	General library	79	21	0	0	0	4.79
34.	Department library	55	43	1	1	0	4.49
35.	Extracurricular	48	39	12	1	0	4.33
36.	Sports	32	51	16	1	0	4.12
37.	Canteen	39	45	16	0	0	4.22

The students are happy with the facilities provided in the University campus

Extension activities

38.	Outreach activities	43	47	9	1	0	4.31
39.	Participation in extension activities	51	43	6	0	0	4.45

Students are pleased with the Extension activities done by the department

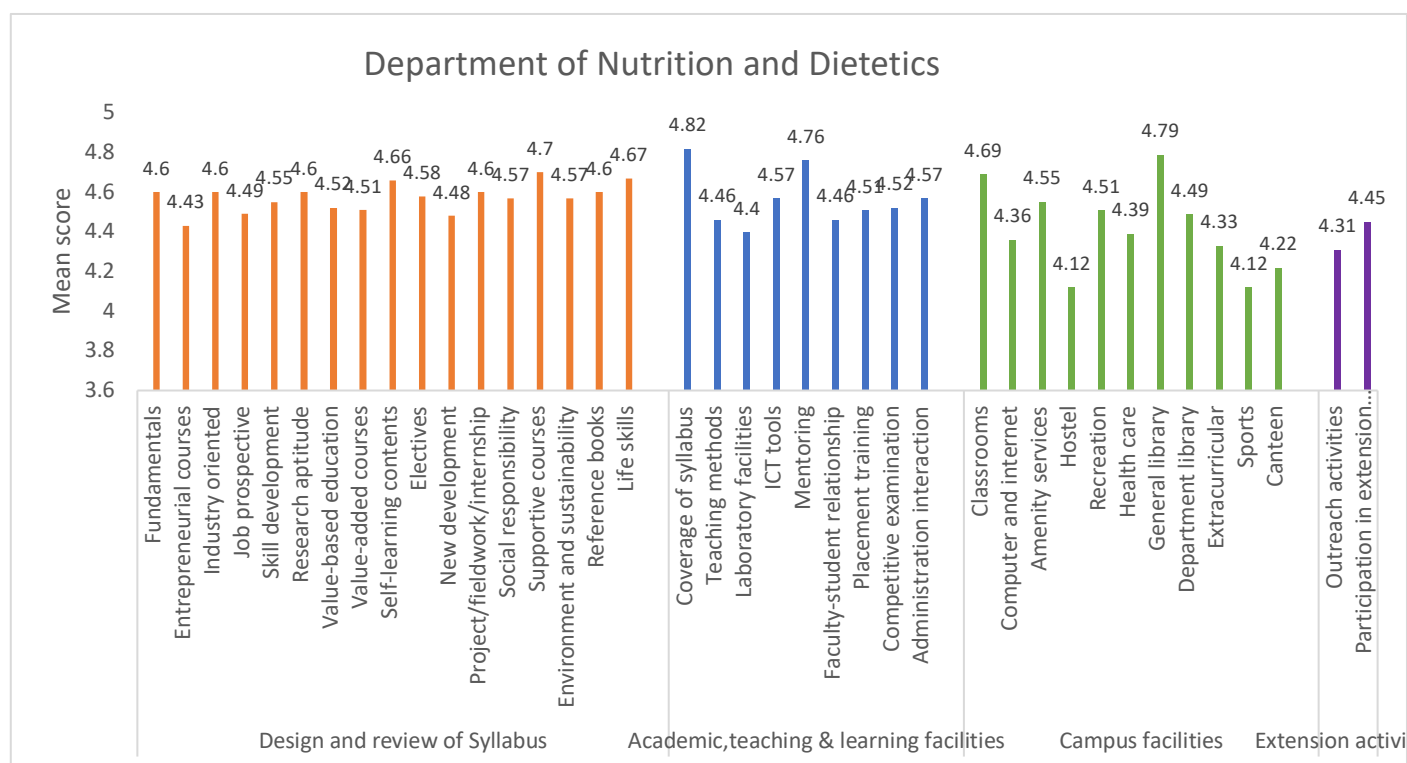


Table – 24:Department of Physics*Total Number of Students: 42*

S.No	Questions	Strongly agree (%)	Agree (%)	Neither agree nor disagree (%)	Disagree (%)	Strongly disagree (%)	Mean score
Design and Review of the Syllabus							
1.	Fundamentals	50	50	0	0	0	4.50
2.	Entrepreneurial courses	26	55	14	5	0	4.02
3.	Industry oriented	29	62	9	0	0	4.19
4.	Job prospective	24	43	29	4	0	3.86
5.	Skill development	33	60	7	0	0	4.26
6.	Research aptitude	50	43	5	2	0	4.40
7.	Value-based education	29	60	11	0	0	4.17
8.	Value-added courses	33	60	7	0	0	4.26
9.	Self-learning contents	36	55	9	0	0	4.26
10.	Electives	29	64	7	0	0	4.21
11.	New development	43	43	12	2	0	4.26
12.	Project/fieldwork/internship	60	36	4	0	0	4.55
13.	Social responsibility	30	52	14	2	2	4.02
14.	Supportive courses	62	33	5	0	0	4.57
15.	Environment and sustainability	29	60	11	0	0	4.17
16.	Reference books	52	43	5	0	0	4.48
17.	Life skills	33	60	7	0	0	4.26
The learners are significantly content with the Design and Review of the syllabus							
Academic, Teaching and Learning facilities							
18.	Coverage of syllabus	43	45	12	0	0	4.31
19.	Teaching methods	29	67	4	0	0	4.24
20.	Laboratory facilities	55	40	5	0	0	4.50
21.	ICT tools	36	55	7	0	2	4.21
22.	Mentoring	36	55	9	0	0	4.26
23.	Faculty-student relationship	31	50	17	2	0	4.10
24.	Placement training	24	45	17	12	2	3.76
25.	Competitive examination	19	55	19	7	0	3.86
26.	Administration interaction	29	60	11	0	0	4.17
Students from the department are highly pleased with the Academic, Teaching and Learning activities of the department							
Campus facilities							

27.	Classrooms	67	31	2	0	0	4.64
28.	Computer and internet	38	50	10	2	0	4.24
29.	Amenity services	31	55	10	4	0	4.12
30.	Hostel	31	57	12	0	0	4.19
31.	Recreation	29	57	14	0	0	4.14
32.	Health care	29	57	7	7	0	4.07
33.	General library	60	38	2	0	0	4.57
34.	Department library	43	48	9	0	0	4.33
35.	Extracurricular	24	50	19	5	2	3.88
36.	Sports	8	52	21	12	7	3.40
37.	Canteen	17	57	14	7	5	3.74

Students are content with the Campus facilities provided, but then they are slightly dissatisfied with the sports facilities in the university.

Extension activities

38.	Outreach activities	60	36	4	0	0	4.55
39.	Participation in extension activities	43	50	7	0	0	4.36

The learners feel that the Extension Activities of the department are highly appreciable

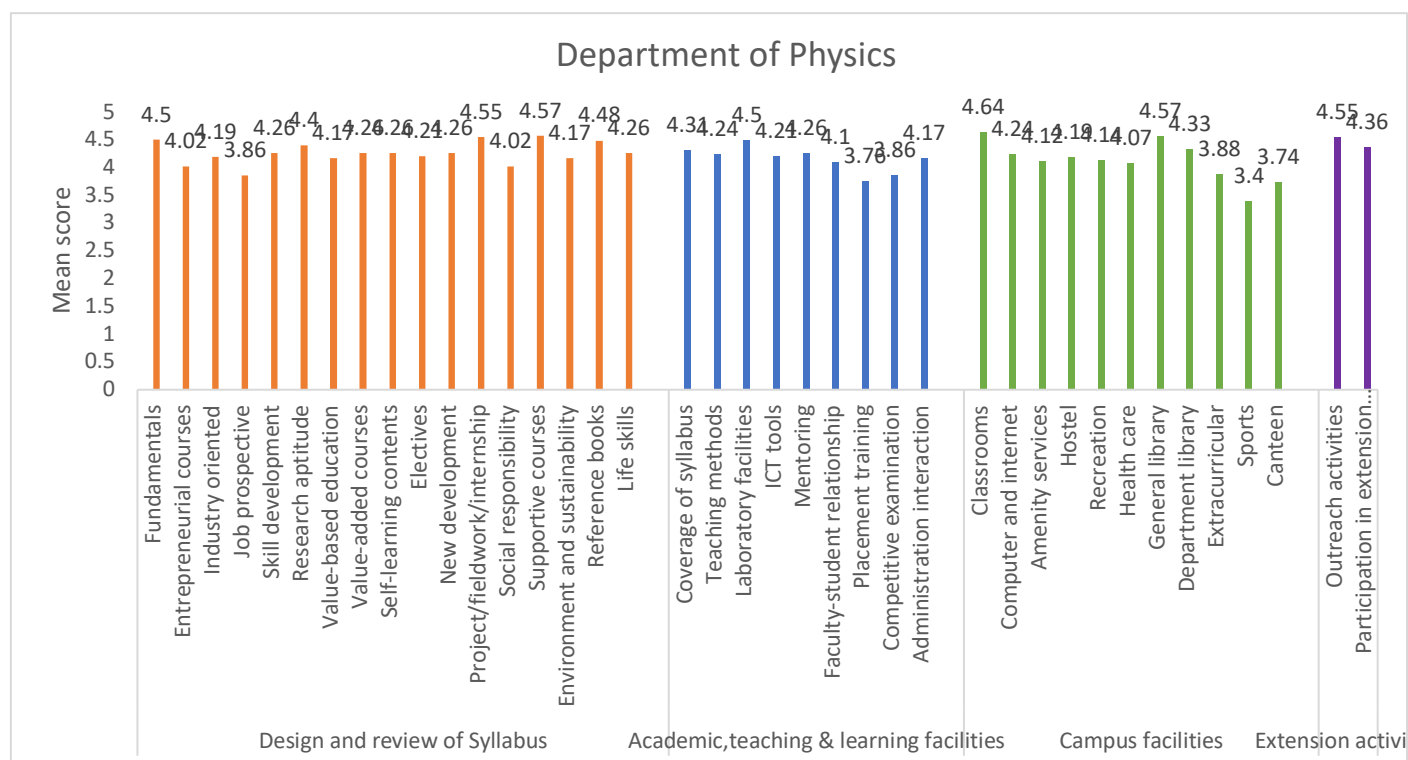


Table – 25:Department of Psychology*Total Number of Students: 50*

S.No	Questions	Strongly agree (%)	Agree (%)	Neither agree nor disagree (%)	Disagree (%)	Strongly disagree (%)	Mean score
Design and Review of the Syllabus							
1.	Fundamentals	22	74	4	0	0	4.18
2.	Entrepreneurial courses	10	42	34	10	4	3.44
3.	Industry oriented	20	64	8	8	0	3.96
4.	Job prospective	22	46	22	10	0	3.80
5.	Skill development	26	60	8	6	0	4.06
6.	Research aptitude	36	52	12	0	0	4.24
7.	Value-based education	34	58	8	0	0	4.26
8.	Value-added courses	28	50	18	4	0	4.02
9.	Self-learning contents	38	56	4	2	0	4.30
10.	Electives	34	40	18	6	2	3.98
11.	New development	24	62	8	6	0	4.04
12.	Project/fieldwork/internship	74	22	4	0	0	4.70
13.	Social responsibility	46	44	10	0	0	4.36
14.	Supportive courses	34	50	8	4	4	4.06
15.	Environment and sustainability	20	56	18	6	0	3.90
16.	Reference books	40	48	8	4	0	4.24
17.	Life skills	38	48	12	2	0	4.22
Students are content with the Design and Review of the syllabus except for the Entrepreneurial courses given in the syllabus.							
Academic, Teaching and Learning facilities							
18.	Coverage of syllabus	62	34	4	0	0	4.58
19.	Teaching methods	40	50	6	4	0	4.26
20.	Laboratory facilities	52	42	4	2	0	4.44
21.	ICT tools	52	42	6	0	0	4.46
22.	Mentoring	44	48	8	0	0	4.36
23.	Faculty-student relationship	36	54	10	0	0	4.26
24.	Placement training	16	20	30	12	22	2.96
25.	Competitive examination	34	48	14	2	2	4.10
26.	Administration interaction	18	48	24	8	2	3.72

Students from the department are highly pleased with the Academic, Teaching and Learning activities of the department but they have given moderate ratings for the placement training provided by the department and the university.

Campus facilities

27.	Classrooms	32	52	8	6	2	4.06
28.	Computer and internet	34	26	26	10	4	3.76
29.	Amenity services	26	50	16	4	4	3.90
30.	Hostel	24	30	22	14	10	3.44
31.	Recreation	16	44	20	10	10	3.46
32.	Health care	20	46	22	10	2	3.72
33.	General library	52	44	4	0	0	4.48
34.	Department library	38	52	8	2	0	4.26
35.	Extracurricular	18	32	28	14	8	3.38
36.	Sports	10	10	32	16	32	2.50
37.	Canteen	10	34	22	16	18	3.02

The learners are satisfied with most of the Campus facilities, but they are unhappy with the Sports, Canteen, Extracurricular and recreational activities in the university.

Extension activities

38.	Outreach activities	16	8	36	18	22	2.78
39.	Participation in extension activities	28	42	20	6	4	3.84

Students are content with the department's participation in extension activities but do not appreciate the outreach activity of the department.

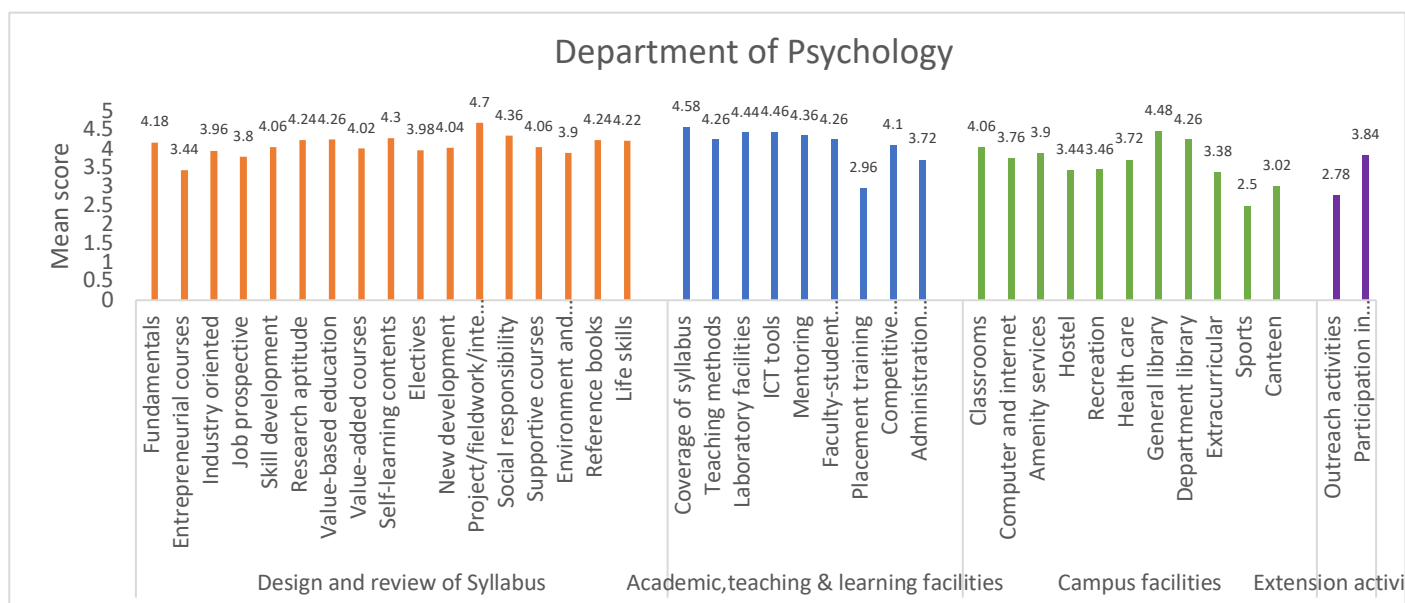


Table – 26: Department of Sociology*Total Number of Students: 26*

S.No	Questions	Strongly agree (%)	Agree (%)	Neither agree nor disagree (%)	Disagree (%)	Strongly disagree (%)	Mean score
Design and Review of the Syllabus							
1.	Fundamentals	58	35	7	0	0	4.50
2.	Entrepreneurial courses	54	35	8	3	0	4.38
3.	Industry oriented	42	50	4	4	0	4.31
4.	Job prospective	69	23	8	0	0	4.62
5.	Skill development	58	42	0	0	0	4.58
6.	Research aptitude	50	46	0	4	0	4.42
7.	Value-based education	50	42	8	0	0	4.42
8.	Value-added courses	38	50	12	0	0	4.27
9.	Self-learning contents	43	42	15	0	0	4.27
10.	Electives	62	27	8	3	0	4.46
11.	New development	58	31	11	0	0	4.46
12.	Project/fieldwork/internship	65	31	4	0	0	4.62
13.	Social responsibility	54	31	15	0	0	4.38
14.	Supportive courses	62	31	4	3	0	4.50
15.	Environment and sustainability	69	19	12	0	0	4.58
16.	Reference books	58	38	0	0	4	4.46
17.	Life skills	73	15	8	4	0	4.58
The learners are highly pleased with the Design and Review of the syllabus							
Academic, Teaching and Learning facilities							
18.	Coverage of syllabus	62	35	3	0	0	4.58
19.	Teaching methods	62	31	7	0	0	4.54
20.	Laboratory facilities	62	31	7	0	0	4.54
21.	ICT tools	65	35	0	0	0	4.65
22.	Mentoring	65	31	4	0	0	4.62
23.	Faculty-student relationship	65	27	8	0	0	4.58
24.	Placement training	65	23	12	0	0	4.54
25.	Competitive examination	54	42	4	0	0	4.50
26.	Administration interaction	54	31	12	3	0	4.35
Students are highly pleased with the Academic, Teaching and Learning activities of the department							
Campus facilities							
27.	Classrooms	73	23	4	0	0	4.69

28.	Computer and internet	62	31	7	0	0	4.54
29.	Amenity services	65	23	12	0	0	4.54
30.	Hostel	50	38	8	0	4	4.31
31.	Recreation	46	50	4	0	0	4.42
32.	Health care	58	35	7	0	0	4.50
33.	General library	77	23	0	0	0	4.77
34.	Department library	62	27	11	0	0	4.50
35.	Extracurricular	50	35	8	4	3	4.23
36.	Sports	35	27	19	8	11	3.65
37.	Canteen	54	23	15	4	4	4.19

Students of the department are quite content with the Campus facilities

Extension activities

38.	Outreach activities	73	27	0	0	0	4.73
39.	Participation in extension activities	62	38	0	0	0	4.62

The learners are happy with the Extension Activities of the department

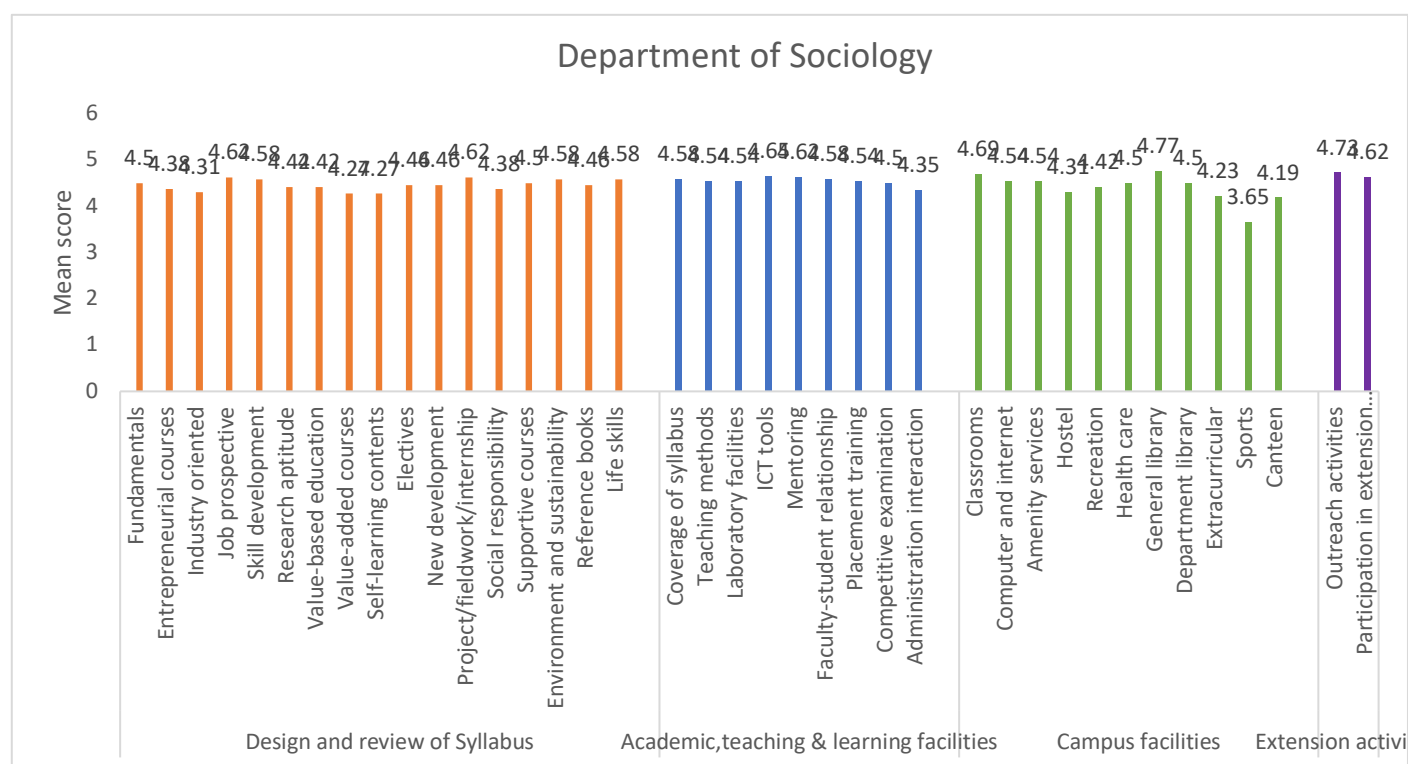


Table – 27:Department of Statistics*Total Number of Students: 58*

S.No	Questions	Strongly agree (%)	Agree (%)	Neither agree nor disagree (%)	Disagree (%)	Strongly disagree (%)	Mean score
Design and Review of the Syllabus							
1.	Fundamentals	36	62	2	0	0	4.34
2.	Entrepreneurial courses	21	69	10	0	0	4.10
3.	Industry oriented	31	60	7	2	0	4.21
4.	Job prospective	30	57	10	3	0	4.12
5.	Skill development	26	66	8	0	0	4.17
6.	Research aptitude	28	59	13	0	0	4.14
7.	Value-based education	24	66	9	1	0	4.12
8.	Value-added courses	31	55	12	2	0	4.16
9.	Self-learning contents	34	57	9	0	0	4.26
10.	Electives	29	59	12	0	0	4.17
11.	New development	31	55	14	0	0	4.17
12.	Project/fieldwork/internship	40	48	12	0	0	4.28
13.	Social responsibility	31	59	9	1	0	4.19
14.	Supportive courses	43	41	14	2	0	4.26
15.	Environment and sustainability	17	67	16	0	0	4.03
16.	Reference books	44	53	3	0	0	4.40
17.	Life skills	29	64	7	0	0	4.22
The learners are highly gratified with the Design and Review of the syllabus							
Academic, Teaching and Learning facilities							
18.	Coverage of syllabus	55	36	7	0	2	4.43
19.	Teaching methods	38	55	5	0	2	4.28
20.	Laboratory facilities	40	41	12	7	0	4.16
21.	ICT tools	36	53	9	2	0	4.24
22.	Mentoring	45	48	7	0	0	4.38
23.	Faculty-student relationship	52	40	7	0	1	4.40
24.	Placement training	21	52	22	2	3	3.84
25.	Competitive examination	26	55	14	3	2	4.00
26.	Administration interaction	26	53	19	0	2	4.02
Campus facilities							
27.	Classrooms	47	48	5	0	0	4.41
28.	Computer and internet	21	55	16	8	0	3.88

29.	Amenity services	26	59	14	0	1	4.09
30.	Hostel	24	66	10	0	0	4.14
31.	Recreation	29	64	7	0	0	4.22
32.	Health care	29	64	5	2	0	4.21
33.	General library	55	43	2	0	0	4.53
34.	Department library	48	50	0	2	0	4.45
35.	Extracurricular	33	47	17	2	1	4.07
36.	Sports	16	48	28	7	1	3.69
37.	Canteen	28	51	21	0	0	4.07

Students are content with the Campus facilities provided in the university

Extension activities

38.	Outreach activities	33	62	5	0	0	4.28
39.	Participation in extension activities	45	50	5	0	0	4.40

The learners have given positive ratings for the Extension Activities carried out by the department

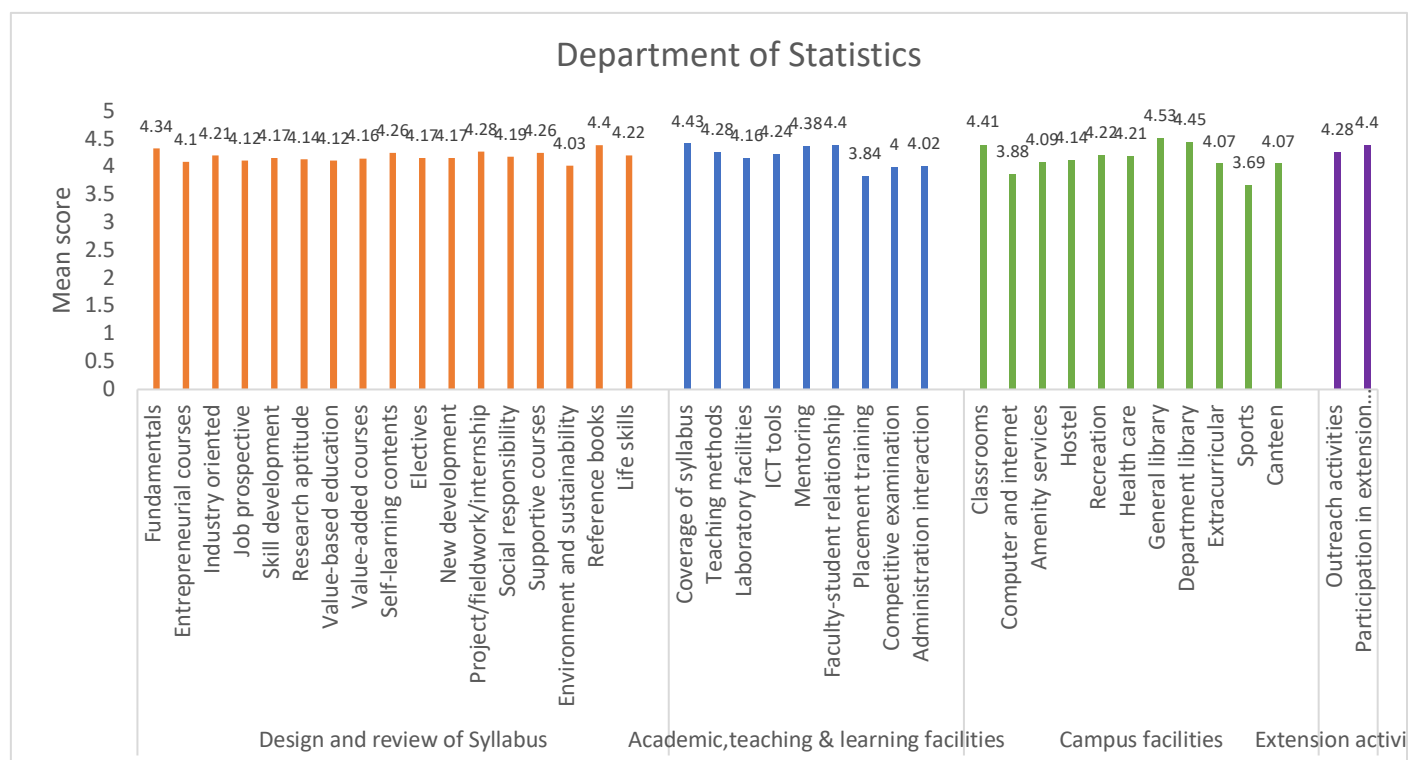


Table – 28:Department of Tamil*Total Number of Students: 72*

S.No	Questions	Strongly agree (%)	Agree (%)	Neither agree nor disagree (%)	Disagree (%)	Strongly disagree (%)	Mean score
Design and Review of the Syllabus							
1.	Fundamentals	92	8	0	0	0	4.93
2.	Entrepreneurial courses	86	14	0	0	0	4.88
3.	Industry oriented	86	14	0	0	0	4.89
4.	Job prospective	84	15	1	0	0	4.85
5.	Skill development	90	10	0	0	0	4.93
6.	Research aptitude	88	12	0	0	0	4.89
7.	Value-based education	90	10	0	0	0	4.92
8.	Value-added courses	89	11	0	0	0	4.92
9.	Self-learning contents	89	11	0	0	0	4.90
10.	Electives	85	15	0	0	0	4.88
11.	New development	92	7	1	0	0	4.90
12.	Project/fieldwork/internship	90	10	0	0	0	4.90
13.	Social responsibility	89	10	1	0	0	4.89
14.	Supportive courses	89	11	0	0	0	4.92
15.	Environment and sustainability	90	10	0	0	0	4.92
16.	Reference books	90	10	0	0	0	4.92
17.	Life skills	88	12	0	0	0	4.89
Students are highly satisfied with the Design and Review of Syllabus							
Academic, Teaching and Learning facilities							
18.	Coverage of syllabus	89	11	0	0	0	4.92
19.	Teaching methods	86	13	1	0	0	4.88
20.	Laboratory facilities	90	9	1	0	0	4.90
21.	ICT tools	89	11	0	0	0	4.90
22.	Mentoring	86	14	0	0	0	4.89
23.	Faculty-student relationship	89	11	0	0	0	4.89
24.	Placement training	90	10	0	0	0	4.90
25.	Competitive examination	90	10	0	0	0	4.90
26.	Administration interaction	89	11	0	0	0	4.89
Students are gratified with the Academic, Teaching and Learning Facilities in the department							
Campus facilities							
27.	Classrooms	90	9	1	0	0	4.90

28.	Computer and internet	88	11	1	0	0	4.88
29.	Amenity services	86	11	3	0	0	4.85
30.	Hostel	86	11	3	0	0	4.85
31.	Recreation	88	11	1	0	0	4.89
32.	Health care	86	11	3	0	0	4.85
33.	General library	86	13	1	0	0	4.88
34.	Department library	85	13	2	0	0	4.85
35.	Extracurricular	86	13	1	0	0	4.88
36.	Sports	85	12	1	1	1	4.79
37.	Canteen	82	15	3	0	0	4.83

The learners are content with the Campus Facilities provided in the university

Extension activities

38.	Outreach activities	89	10	1	0	0	4.89
39.	Participation in extension activities	86	13	1	0	0	4.86

Students feel happy about the Extension activities carried out by the department

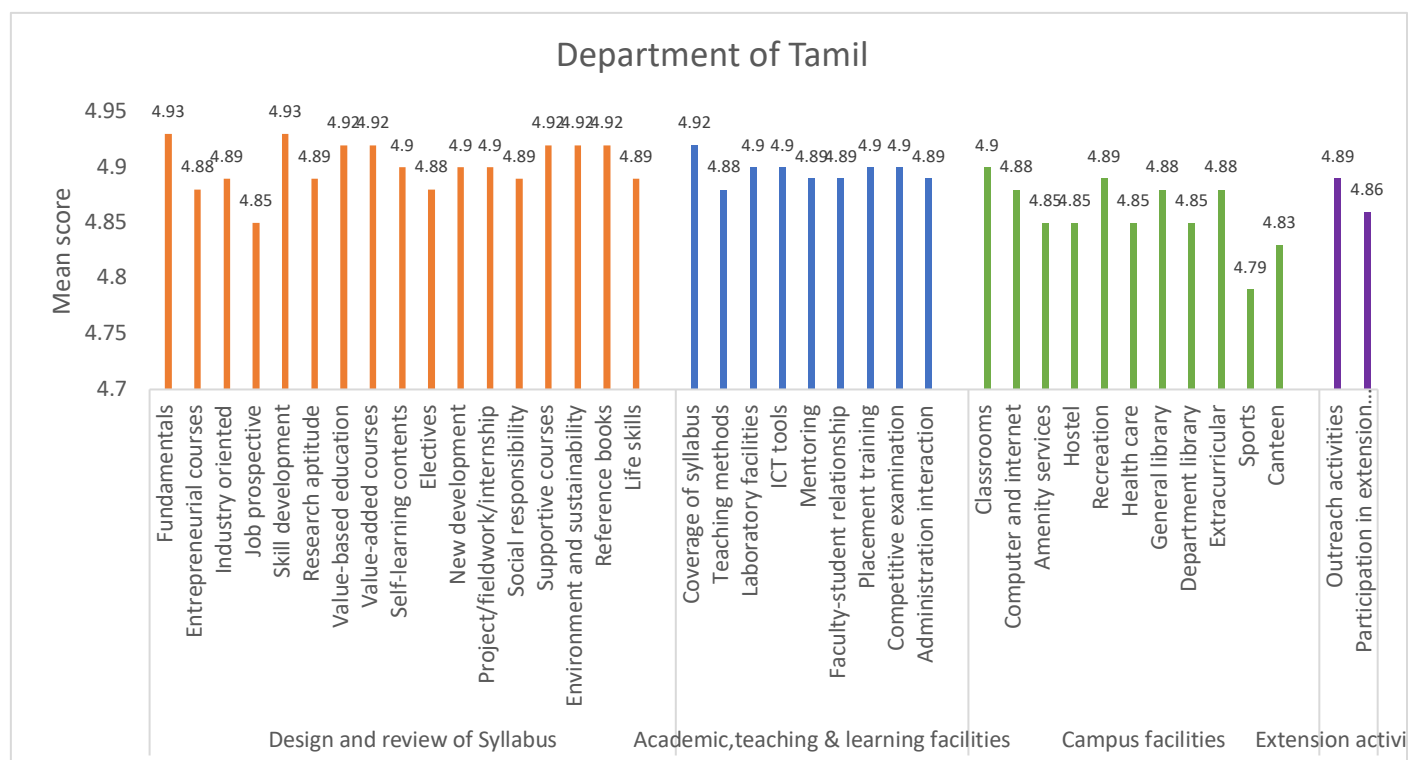


Table – 29: Department of Textiles and Apparel Design*Total Number of Students: 172*

S.No	Questions	Strongly agree (%)	Agree (%)	Neither agree nor disagree (%)	Disagree (%)	Strongly disagree (%)	Mean score
Design and Review of the Syllabus							
1.	Fundamentals	65	30	4	1	0	4.61
2.	Entrepreneurial courses	58	38	4	0	0	4.54
3.	Industry oriented	64	31	4	1	0	4.57
4.	Job prospective	64	31	3	2	0	4.56
5.	Skill development	70	27	3	0	0	4.66
6.	Research aptitude	57	35	5	1	2	4.47
7.	Value-based education	64	32	3	1	0	4.59
8.	Value-added courses	62	30	5	2	1	4.53
9.	Self-learning contents	67	30	2	1	0	4.62
10.	Electives	60	33	7	0	0	4.55
11.	New development	67	27	4	1	1	4.59
12.	Project/fieldwork/internship	71	24	3	1	1	4.61
13.	Social responsibility	59	37	4	0	0	4.55
14.	Supportive courses	64	30	5	1	0	4.55
15.	Environment and sustainability	62	31	5	1	1	4.55
16.	Reference books	66	28	3	2	1	4.56
17.	Life skills	63	31	2	3	1	4.52
Students are extremely content with the Design and Review of the updated syllabus.							
Academic, Teaching and Learning facilities							
18.	Coverage of syllabus	74	23	2	1	0	4.70
19.	Teaching methods	64	33	2	1	0	4.61
20.	Laboratory facilities	67	28	2	2	1	4.59
21.	ICT tools	70	27	1	1	1	4.65
22.	Mentoring	58	34	7	1	0	4.48
23.	Faculty-student relationship	60	32	5	2	1	4.48
24.	Placement training	59	35	4	1	1	4.51
25.	Competitive examination	64	30	3	2	1	4.55
26.	Administration interaction	64	29	4	2	1	4.55
The learners of the department are highly gratified with the academic, teaching and learning facilities provided.							
Campus facilities							

27.	Classrooms	72	25	2	1	0	4.67
28.	Computer and internet	69	27	3	1	0	4.62
29.	Amenity services	62	33	3	2	0	4.52
30.	Hostel	62	33	3	2	0	4.47
31.	Recreation	64	33	2	1	0	4.58
32.	Health care	61	32	5	2	0	4.52
33.	General library	72	24	3	1	0	4.67
34.	Department library	65	30	5	0	0	4.59
35.	Extracurricular	65	30	5	0	0	4.58
36.	Sports	62	31	5	2	0	4.47
37.	Canteen	63	30	6	1	0	4.52

Students are highly satisfied with the Campus facilities available for them.

Extension activities

38.	Outreach activities	71	26	2	0	1	4.66
39.	Participation in extension activities	67	29	2	1	1	4.62

The learners of the department are highly gratified with the extension activities of the department

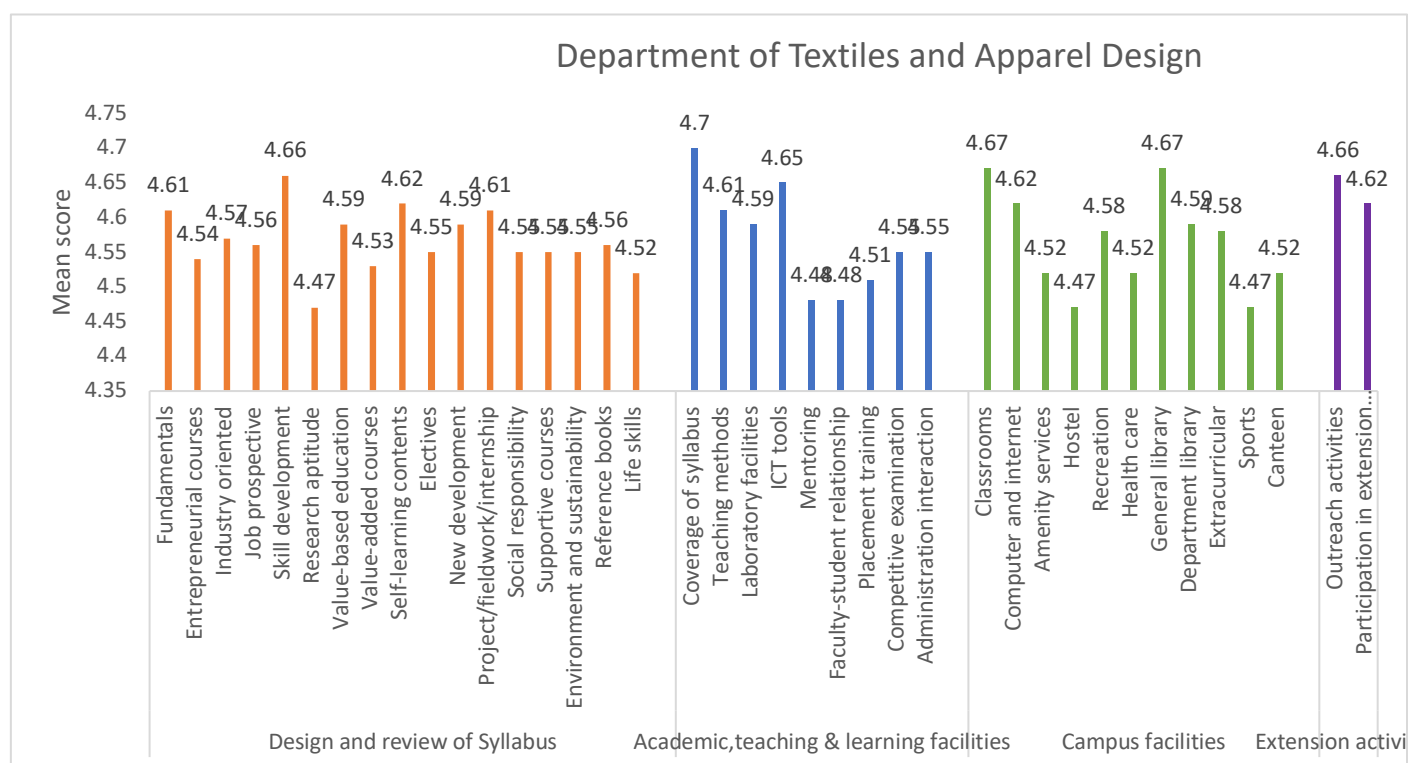


Table – 30: Department of Zoology*Total Number of Students: 50*

S.No	Questions	Strongly agree (%)	Agree (%)	Neither agree nor disagree (%)	Disagree (%)	Strongly disagree (%)	Mean score
Design and Review of the Syllabus							
1.	Fundamentals	68	32	0	0	0	4.68
2.	Entrepreneurial courses	48	52	0	0	0	4.48
3.	Industry oriented	68	30	0	2	0	4.64
4.	Job prospective	46	46	6	2	0	4.36
5.	Skill development	66	32	2	0	0	4.64
6.	Research aptitude	58	36	4	2	0	4.50
7.	Value-based education	72	28	0	0	0	4.72
8.	Value-added courses	52	44	4	0	0	4.48
9.	Self-learning contents	68	30	2	0	0	4.66
10.	Electives	58	40	2	0	0	4.56
11.	New development	64	34	2	0	0	4.62
12.	Project/fieldwork/internship	58	26	14	2	0	4.40
13.	Social responsibility	50	48	2	0	0	4.48
14.	Supportive courses	72	24	4	0	0	4.72
15.	Environment and sustainability	50	48	2	0	0	4.48
16.	Reference books	66	32	2	0	0	4.64
17.	Life skills	58	40	2	0	0	4.56
Students are highly satisfied with the Design and Review of the current syllabus							
Academic, Teaching and Learning facilities							
18.	Coverage of syllabus	68	32	0	0	0	4.68
19.	Teaching methods	58	40	2	0	0	4.56
20.	Laboratory facilities	74	22	2	2	0	4.68
21.	ICT tools	58	42	0	0	0	4.58
22.	Mentoring	64	36	0	0	0	4.64
23.	Faculty-student relationship	62	32	6	0	0	4.56
24.	Placement training	44	46	8	2	0	4.32
25.	Competitive examination	56	32	10	2	0	4.42
26.	Administration interaction	58	38	2	2	0	4.52
Students are extremely content with the facilities available for academic, teaching and learning.							
Campus facilities							
27.	Classrooms	80	18	2	0	0	4.78

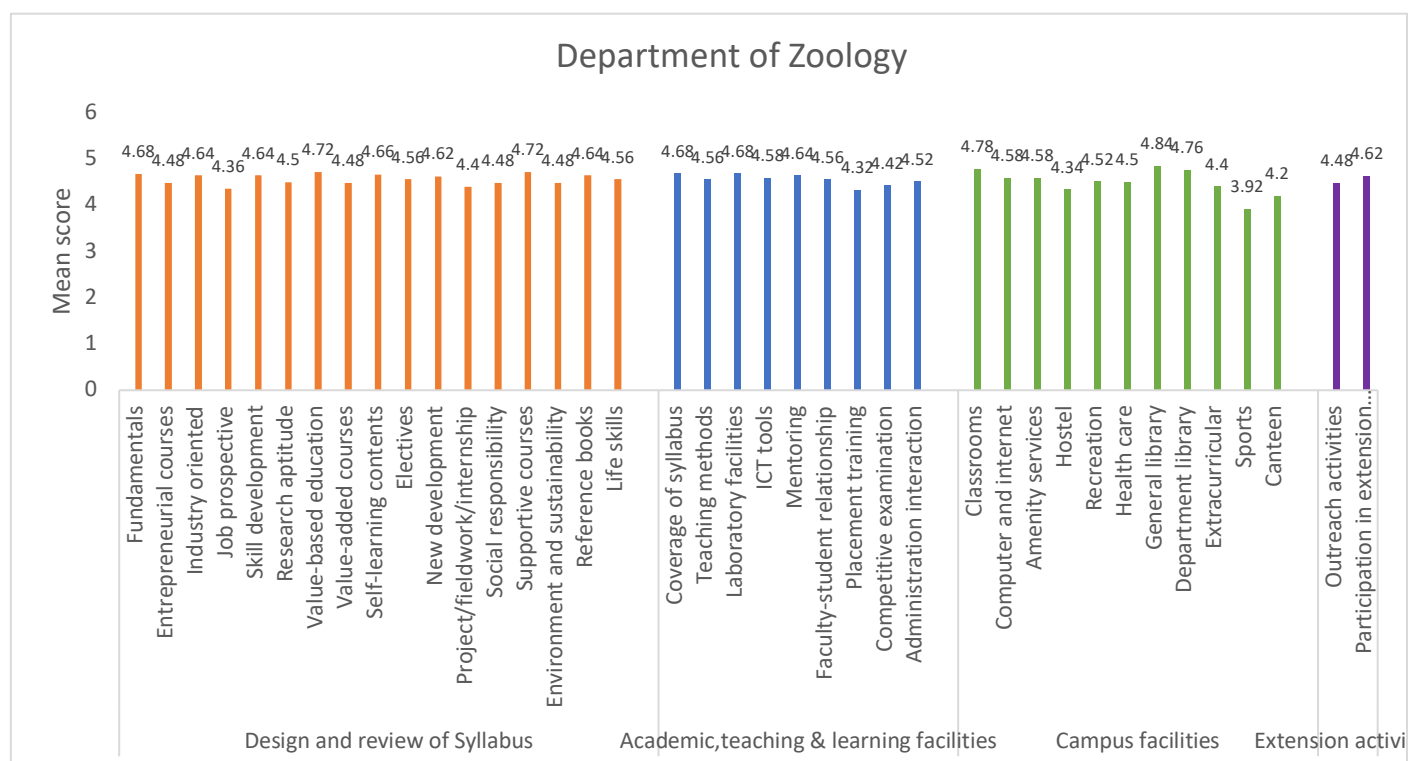
28.	Computer and internet	56	44	0	0	0	4.58
29.	Amenity services	62	34	4	0	0	4.58
30.	Hostel	60	24	8	6	2	4.34
31.	Recreation	54	44	2	0	0	4.52
32.	Health care	60	32	6	2	0	4.50
33.	General library	86	12	2	0	0	4.84
34.	Department library	80	16	4	0	0	4.76
35.	Extracurricular	50	42	4	4	0	4.40
36.	Sports	38	38	10	6	8	3.92
37.	Canteen	52	26	12	10	0	4.20

The learners of the department are highly gratified with the Campus facilities available in the university

Extension activities

38.	Outreach activities	58	34	6	2	0	4.48
39.	Participation in extension activities	70	24	4	2	0	4.62

Students are content with the extension activities done in the department



STAKEHOLDERS' FEEDBACK ANALYSIS: ACTION TAKEN REPORT 2021-2022

Students Feedback Analysis: Action Taken Report

- Students from across departments have asked for adequate infrastructure and equipment in Sports.
- A few students have asked to increase the possibilities of getting a job in various sectors.
- Students have requested to improve the hostel and recreational facilities.
- Many students have asked for a raise in placement training.
- Some students are expecting improvements in canteen facilities.
- Students expect developments in extracurricular activities and outreach activities.

OBSERVATION	ACTION TAKEN
Students from across departments have asked for adequate infrastructure and equipment in Sports.	The physical education department has put forth taking action for the development of Sports.
A few students have asked to increase the possibilities of getting a job in various sectors.	Suggestions have been taken up for the betterment of students and their carrier.
Students have requested to improve the hostel and recreational facilities.	Problems were enquired in detail and it shall be solved.
Many students have asked for a raise in placement training.	Recommendations are considered and actions need be taken.
Some students are expecting improvements in canteen facilities.	Arrangements have been undertaken based on the Students' concern
Students expect developments in extracurricular activities and outreach activities.	Actions for the development of extracurricular activities and outreach activities have been implemented effectively.

lke 8.11.22
COORDINATOR FEEDBACK ANALYSIS

Dr. S. Lakshmi Manokari, M.Sc., M.Phil., Ph.D..

Professor and Head

Dept. of Textiles And Apparel Design

Periyar University, SALEM-636 011.

Tamilnadu, India.

G.Y. 08.11.2022
DIRECTOR IQAC

Prof. Dr. G. YOGANANDAN

DIRECTOR

INTERNAL QUALITY ASSURANCE CELL (IQAC)

PERIYAR UNIVERSITY

SALEM-636 011. TAMIL NADU.

Rohini 8/11/22
REGISTRAR

REGISTRAR
PERIYAR UNIVERSITY
SALEM-636 011.