


Stakeholders' Feedback Analysis
And
Action Taken Report
(2019-2020)

**(Students, Teachers, Employers and
Alumni)**



PERIYAR UNIVERSITY

NAAC A GRADE – STATE UNIVERSITY – NIRF RANK 83 – ARIIA 4TH RANK

SALEM - 636011

TAMIL NADU

**PERIYAR UNIVERSITY, SALEM,
TAMILNADU**

CRITERIA-I

EVIDENCE(S) AS PER

SOP

METRIC NO. 1.4.1	Structured feedback received from 1) Students, 2) Teachers, 3) Employers, 4) Alumni for design and review of Syllabus Semester wise /year wise Options: A. Any 4 of above B. Any 3 of above C. Any 2 of above D. Any 1 of above E. None of the
<ul style="list-style-type: none">• <i>Stakeholder feedback analysis report.</i>• <i>Action taken report of the Institution on feedback report as minutes by the Governing Council, Syndicate, Board of Management and IQAC</i>	

Report
on
Feedback from
Stakeholders
(Students, Teachers, Employers, and Alumni)
on
Curriculum

Index

S. No	Content	Page Numbers
1	Feedback Analysis of Students	5
2	Feedback Analysis of Teachers	54
3	Feedback Analysis of Employers	62
4	Feedback Analysis of Alumni	71
5	Analysis Report	81
6	Annexure - I Stakeholders' Feedback Form Link	87

1. FEEDBACK FROM STUDENTS

The feedback on curriculum along with other aspects has been a routine practice of Internal Quality Assurance Cell (IQAC). Exclusive feedback forms have been designed for the said purpose (Please see Annexure – I). The parameters basis of feedback are We Learning values (in terms of skills, concepts, knowledge, analytical abilities, or broadening perspective), applicability/relevance to real life situations, depth of the Course content, extent of coverage of course, Internal Assessment procedure etc. The students' feedback has been a best practice of IQAC of Periyar University, Salem and the NAAC, Bengaluru has taken a special note of it in its book on best practices. We started collecting curriculum feedback from Academic Year 2015-16. This report presents the details of the feedback, its analysis and action taken on the same.

A) Number of feedback received in 2019-2020 year

Year	Number of Students
2019 - 2020	1463

B) Questions Asked

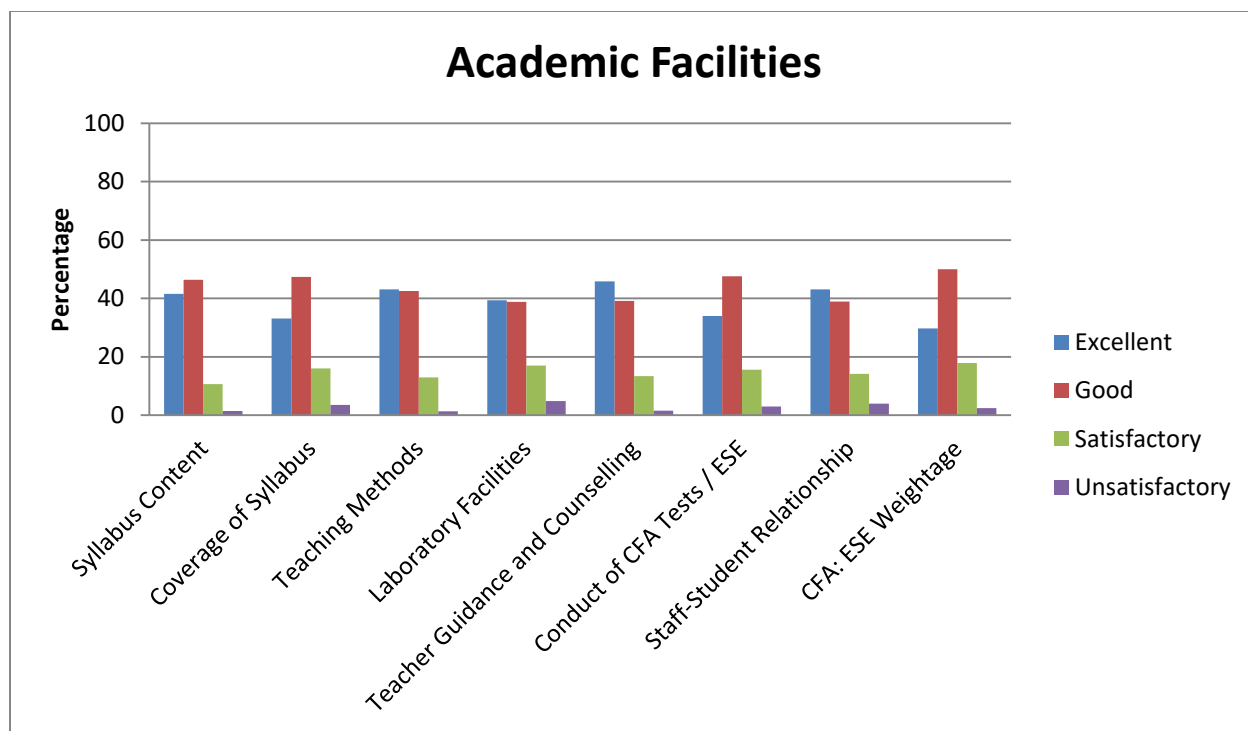
Que. No.	Question Asked	Abbreviation Used
1	Syllabus Content	Academic Facilities
2	Coverage of Syllabus	
3	Teaching Methods	
4	Laboratory Facilities	
5	Teacher Guidance and Counselling	
6	Conduct of CFA Tests / ESE	
7	Staff-Student Relationship	
8	CFA: ESE Weightage	
9	Classrooms	Campus Facilities
10	Internet Browsing	
11	Amenity / Services	
12	Hostel	
13	Recreation	
14	Health Care	
15	General Library	
16	Department Library	

17	Extracurricular	Extension Activities
18	Outreach Activities	
19	Participation in Extension Activities	
20	Your Overall Observation about	
21	Programme of your Study	
22	Facilities Made Available	
23	Administration Support Given	
24	Extra-Curricular Activities Provided	
25	Examination System	

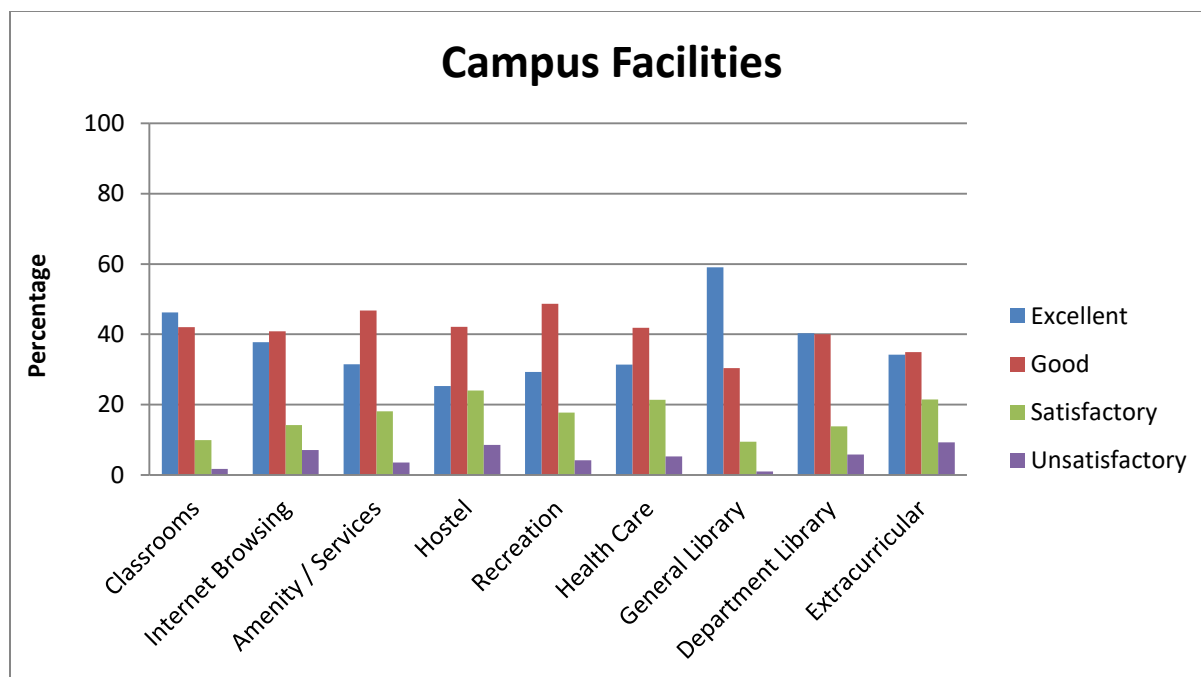
Analysis of feedback received from students (year wise from 2019-20)

Year		2019-20			
Rating on \Rating		Excellent	Good	Satisfactory	Unsatisfactory
Academic Facilities (Syllabus Content) (Q. No. 1)	COUNT	607	679	156	21
	%	41.49	46.41	10.66	1.44
Academic Facilities (Coverage of Syllabus) (Q. No. 2)	COUNT	485	692	234	52
	%	33.15	47.3	15.99	3.55
Academic Facilities (Teaching Methods) (Q. No. 3)	COUNT	631	623	189	20
	%	43.13	42.58	12.92	1.37
Academic Facilities (Laboratory Facilities) (Q. No. 4)	COUNT	576	568	249	70
	%	39.37	38.82	17.02	4.78
Academic Facilities (Teacher Guidance and Counselling) (Q. No. 5)	COUNT	671	573	196	23
	%	45.86	39.17	13.4	1.57
Academic Facilities (Conduct of CFA Tests / ESE) (Q. No. 6)	COUNT	497	696	227	43
	%	33.97	47.57	15.52	2.94
Academic Facilities (Staff-Student Relationship) (Q. No. 7)	COUNT	630	569	207	57
	%	43.06	38.89	14.15	3.9
Academic Facilities (CFA: ESE Weightage) (Q. No. 8)	COUNT	434	731	262	36
	%	29.67	49.97	17.91	2.46
Campus Facilities (Classrooms) (Q. No. 9)	COUNT	677	615	145	26
	%	46.27	42.04	9.91	1.78
Campus Facilities (Internet Browsing) (Q. No. 10)	COUNT	553	598	208	104
	%	37.80	40.87	14.22	7.11
Campus Facilities (Amenity / Services) (Q. No. 11)	COUNT	461	684	265	53
	%	3.62	18.11	46.75	31.51
Campus Facilities (Hostel) (Q. No. 12)	COUNT	370	616	352	125
	%	25.29	42.11	24.06	8.54
Campus Facilities (Recreation) (Q. No. 13)	COUNT	429	712	260	62
	%	29.32	48.67	17.77	4.24

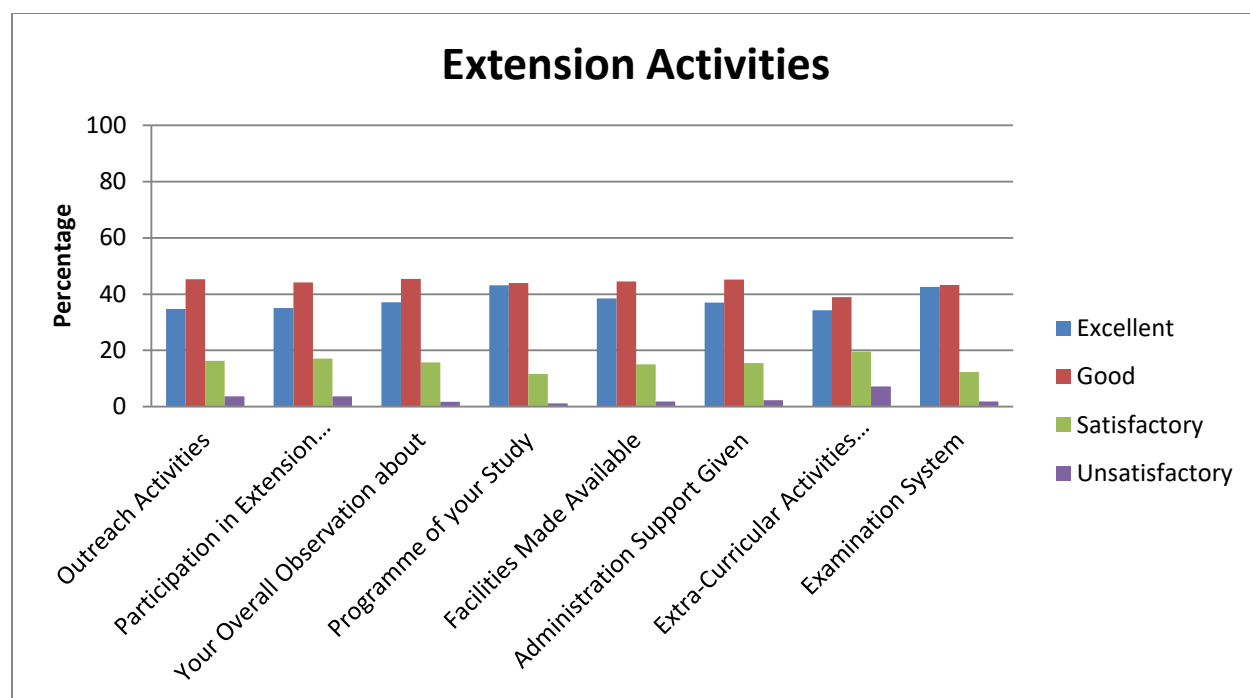
Campus Facilities (Health Care) (Q. No. 14)	COUNT	459	613	313	78
	%	31.37	41.90	21.39	5.33
Campus Facilities (General Library) (Q. No. 15)	COUNT	864	445	139	15
	%	59.06	30.42	9.50	1.03
Campus Facilities (Department Library) (Q. No. 16)	COUNT	590	586	202	85
	%	40.33	40.05	13.81	5.81
Campus Facilities (Extracurricular) (Q. No. 17)	COUNT	501	511	315	136
	%	34.24	34.93	21.53	9.30
Extension Activities (Outreach Activities) (Q. No. 18)	COUNT	508	663	238	54
	%	34.72	45.32	16.27	3.69
Extension Activities (Participation in Extension Activities) (Q. No. 19)	COUNT	513	646	250	54
	%	35.06	44.16	17.09	3.69
Extension Activities (Your Overall Observation about) (Q. No. 20)	COUNT	543	664	231	25
	%	37.12	45.39	15.79	1.71
Extension Activities (Programme of your Study) (Q. No. 21)	COUNT	631	643	171	18
	%	43.13	43.95	11.69	1.23
Extension Activities (Facilities Made Available) (Q. No. 22)	COUNT	563	651	221	28
	%	38.48	44.50	15.11	1.91
Extension Activities (Administration Support Given) (Q. No. 23)	COUNT	541	661	227	34
	%	36.98	45.18	15.52	2.32
Extension Activities (Extra-Curricular Activities Provided) (Q. No. 24)	COUNT	501	570	287	105
	%	34.24	38.96	19.62	7.18
Extension Activities (Examination System) (Q. No. 25)	COUNT	622	633	181	27
	%	42.52	43.27	12.37	1.85



	Academic Facilities (Percentage)							
Rating	Syllabus Content	Coverage of Syllabus	Teaching Methods	Laboratory Facilities	Teacher Guidance and Counselling	Conduct of CFA Tests / ESE	Staff-Student Relationship	CFA: ESE Weightage
Excellent	41.49	33.15	43.13	39.37	45.86	33.97	43.06	29.67
Good	46.41	47.3	42.58	38.82	39.17	47.57	38.89	49.97
Satisfactory	10.66	15.99	12.92	17.02	13.4	15.52	14.15	17.91
Unsatisfactory	1.44	3.55	1.37	4.78	1.57	2.94	3.9	2.46



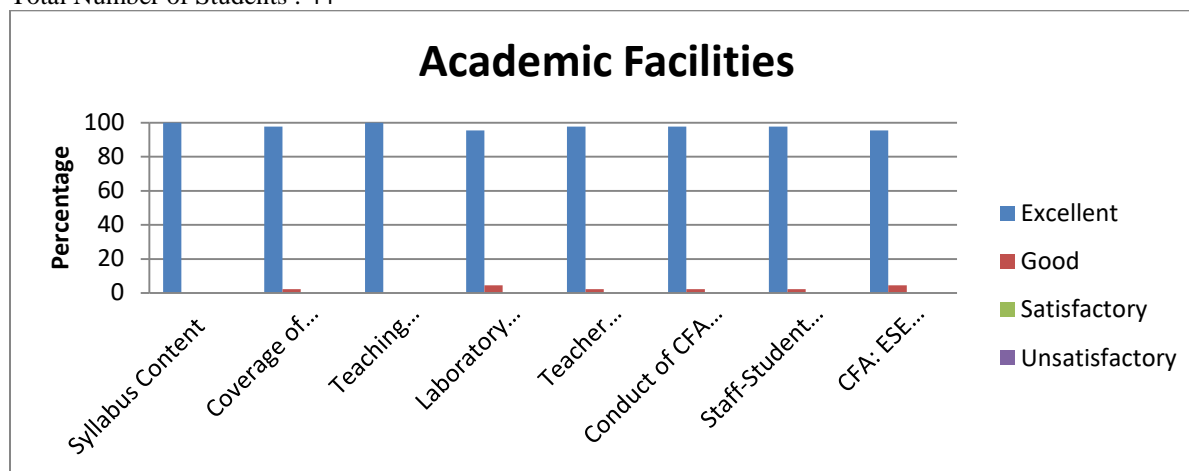
	Campus facilities (Percentage)								
Rating	Classrooms	Internet Browsing	Amenity / Services	Hostel	Recreation	Health Care	General Library	Department Library	Extracurricular
Excellent	46.27	37.8	31.51	25.29	29.32	31.37	59.06	40.33	34.24
Good	42.04	40.87	46.75	42.11	48.67	41.9	30.42	40.05	34.93
Satisfactory	9.91	14.22	18.11	24.06	17.77	21.39	9.5	13.81	21.53
Unsatisfactory	1.78	7.11	3.62	8.54	4.24	5.33	1.03	5.81	9.3



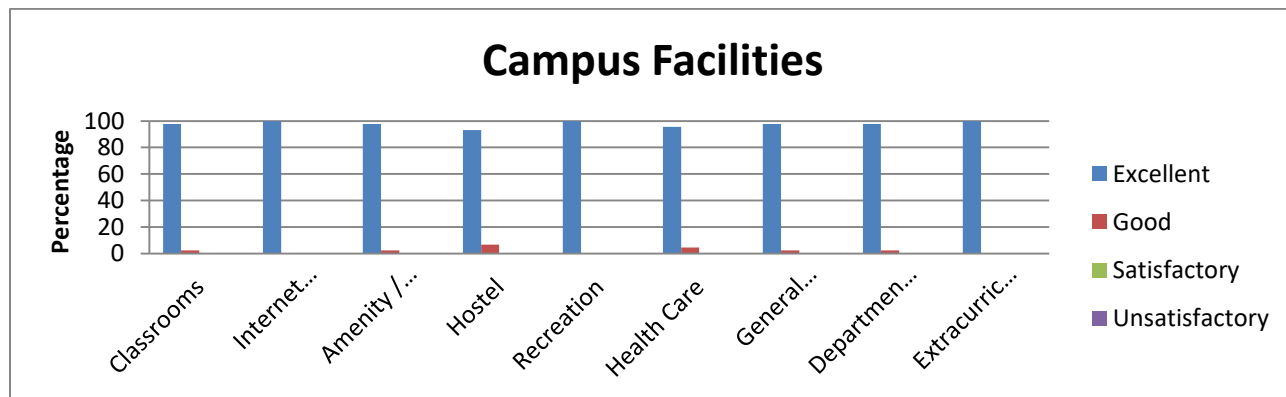
Extension Activities								
Rating	Outreach Activities	Participation in Extension Activities	Your Overall Observation about	Programme of your Study	Facilities Made Available	Administration Support Given	Extra-Curricular Activities Provided	Examination System
Excellent	34.72	35.06	37.12	43.13	38.48	36.98	34.24	42.52
Good	45.32	44.16	45.39	43.95	44.5	45.18	38.96	43.27
Satisfactory	16.27	17.09	15.79	11.69	15.11	15.52	19.62	12.37
Unsatisfactory	3.69	3.69	1.71	1.23	1.91	2.32	7.18	1.85

1.4.1 Students Feedback Form (BioChemistry– year wise from (2019-2020))

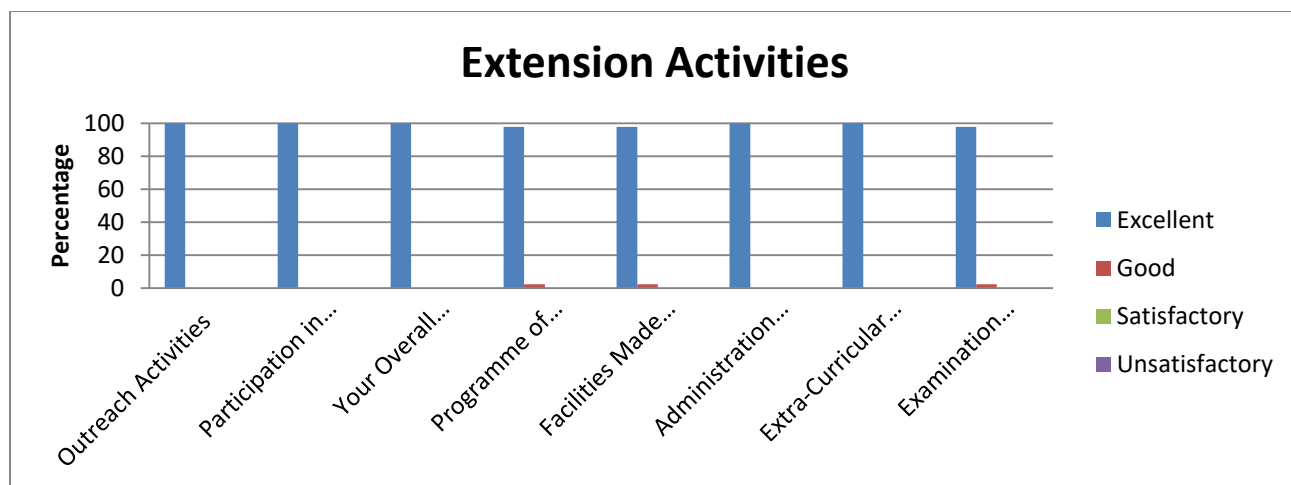
Total Number of Students : 44



	Syllabus Content	Coverage of Syllabus	Teaching Methods	Laboratory Facilities	Teacher Guidance and Counselling	Conduct of CFA Tests / ESE	Staff-Student Relationship	CFA: ESE Weightage
Excellent	100	97.73	100	95.45	97.73	97.73	97.73	95.45
Good	0	2.27	0	4.55	2.27	2.27	2.27	4.55
Satisfactory	0	0	0	0	0	0	0	0
Unsatisfactory	0	0	0	0	0	0	0	0

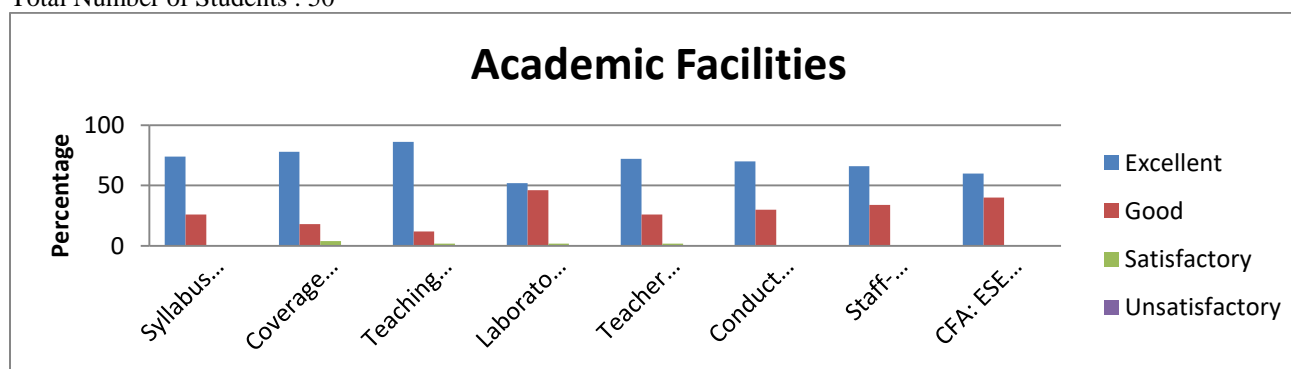


	Campus facilities (Percentage)								
	Classrooms	Internet Browsing	Amenity / Services	Hostel	Recreation	Health Care	General Library	Department Library	Extracurricular
Excellent	97.73	100	97.73	93.18	100	95.45	97.73	97.73	100
Good	2.27	0	2.27	6.82	0	4.55	2.27	2.27	0
Satisfactory	0	0	0	0	0	0	0	0	0
Unsatisfactory	0	0	0	0	0	0	0	0	0

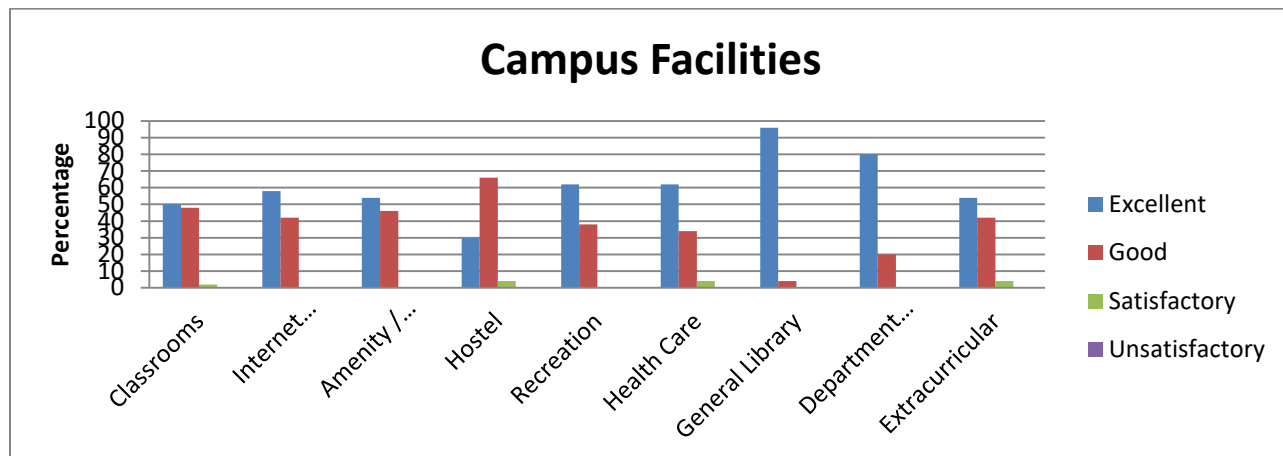


Extension Activities (Percentage)								
	Outreach Activities	Participation in Extension Activities	Your Overall Observation about	Programme of your Study	Facilities Made Available	Administration Support Given	Extra-Curricular Activities Provided	Examination System
Excellent	100	100	100	97.73	97.73	100	100	97.73
Good	0	0	0	2.27	2.27	0	0	2.27
Satisfactory	0	0	0	0	0	0	0	0
Unsatisfactory	0	0	0	0	0	0	0	0

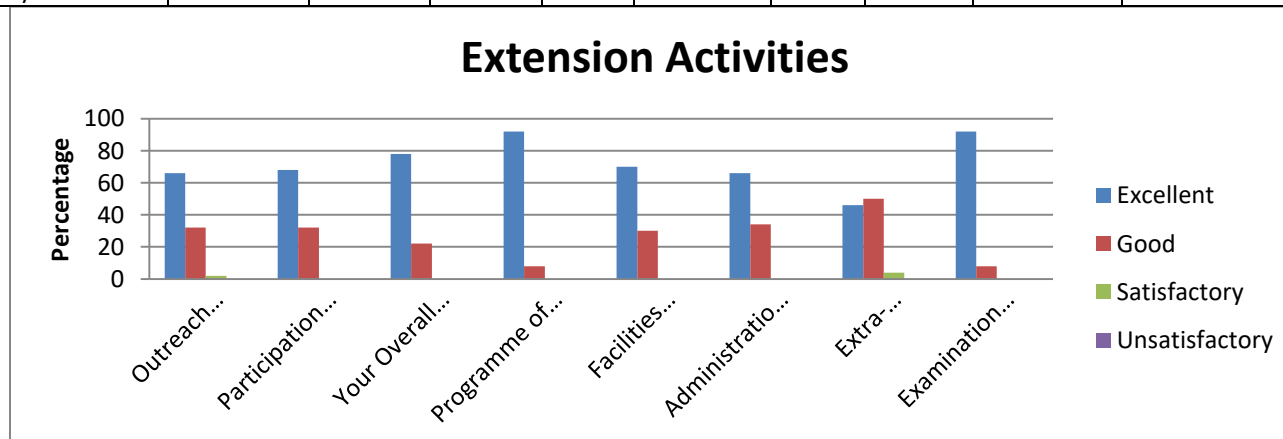
1.4.1 Students Feedback Form (Biotechnology– year wise from (2019-2020))
Total Number of Students : 50



Academic Facilities (Percentage)								
	Syllabus Content	Coverage of Syllabus	Teaching Methods	Laboratory Facilities	Teacher Guidance and Counselling	Conduct of CFA Tests / ESE	Staff-Student Relationship	CFA: ESE Weightage
Excellent	74	78	86	52	72	70	66	60
Good	26	18	12	46	26	30	34	40
Satisfactory	0	4	2	2	2	0	0	0
Unsatisfactory	0	0	0	0	0	0	0	0



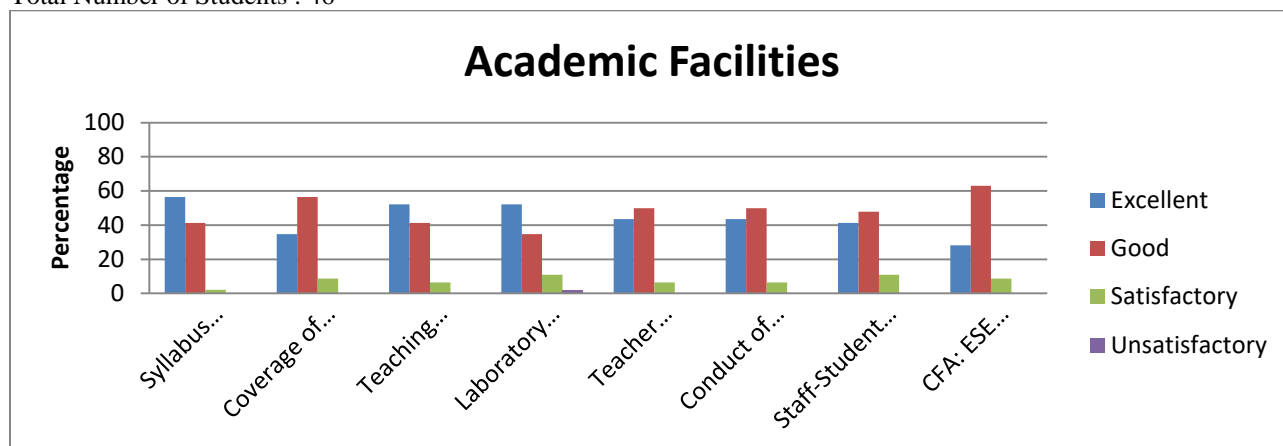
	Campus facilities (Percentage)								
	Classrooms	Internet Browsing	Amenity / Service	Hostel	Recreation	Health Care	General Library	Departmental Library	Extracurricular
Excellent	50	58	54	30	62	62	96	80	54
Good	48	42	46	66	38	34	4	20	42
Satisfactory	2	0	0	4	0	4	0	0	4
Unsatisfactory	0	0	0	0	0	0	0	0	0



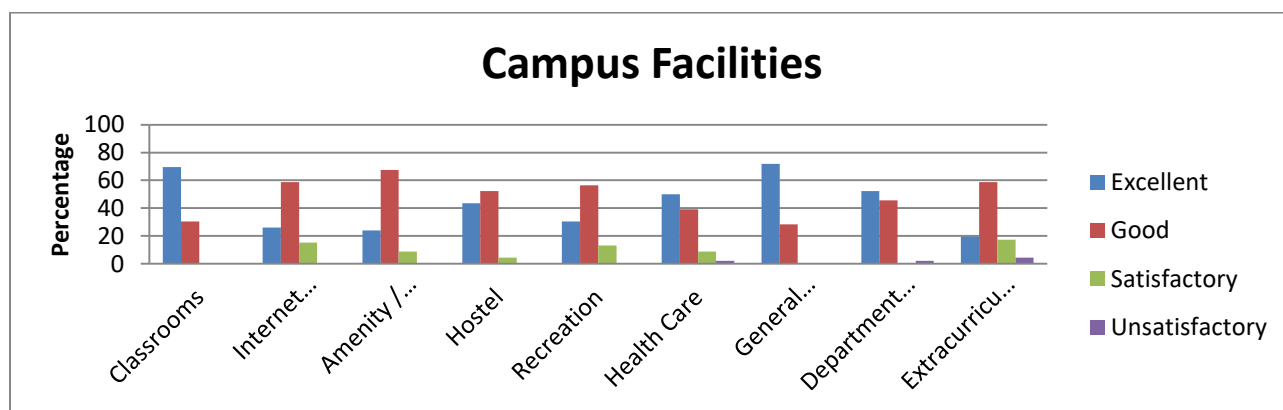
	Extension Activities (Percentage)							
	Outreach Activities	Participation in Extension Activities	Your Overall Observation about	Programme of your Study	Facilities Made Available	Administrative Support Given	Extra-Curricular Activities Provided	Examination System
Excellent	66	68	78	92	70	66	46	92
Good	32	32	22	8	30	34	50	8
Satisfactory	2	0	0	0	0	0	4	0
Unsatisfactory	0	0	0	0	0	0	0	0

1.4.1 Students Feedback Form (Bontany– year wise from (2019-2020))

Total Number of Students : 46

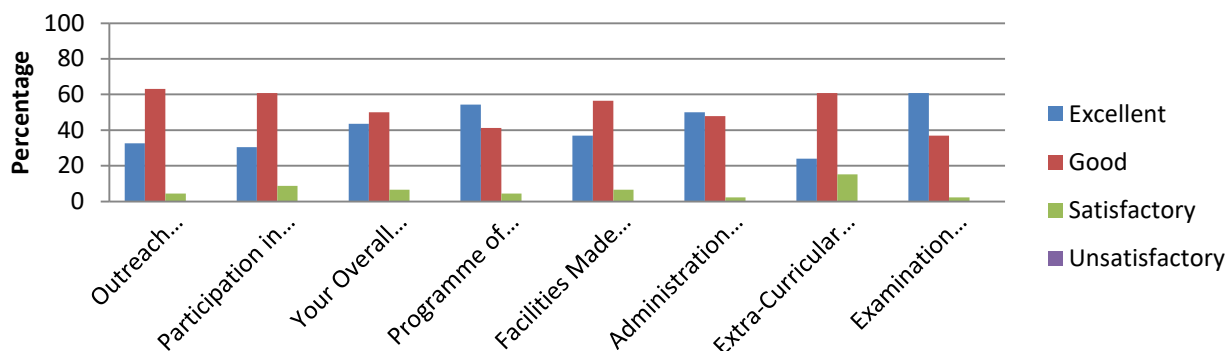


	Academic Facilities (Percentage)							
	Syllabus Content	Coverage of Syllabus	Teaching Methods	Laboratory Facilities	Teacher Guidance and Counselling	Conduct of CFA Tests / ESE	Staff-Student Relationship	CFA: ESE Weightage
Excellent	56.52	34.78	52.17	52.17	43.48	43.48	41.3	28.26
Good	41.3	56.52	41.3	34.78	50	50	47.83	63.04
Satisfactory	2.17	8.7	6.52	10.87	6.52	6.52	10.87	8.7
Unsatisfactory	0	0	0	2.17	0	0	0	0



	Campus facilities (Percentage)								
	Classrooms	Internet Browsing	Amenity / Services	Hostel	Recreation	Health Care	General Library	Department Library	Extracurricular
Excellent	69.57	26.09	23.91	43.48	30.43	50	71.74	52.17	19.57
Good	30.43	58.7	67.39	52.17	56.52	39.13	28.26	45.65	58.7
Satisfactory	0	15.22	8.7	4.35	13.04	8.7	0	0	17.39
Unsatisfactory	0	0	0	0	0	2.17	0	2.17	4.35

Extension Activities

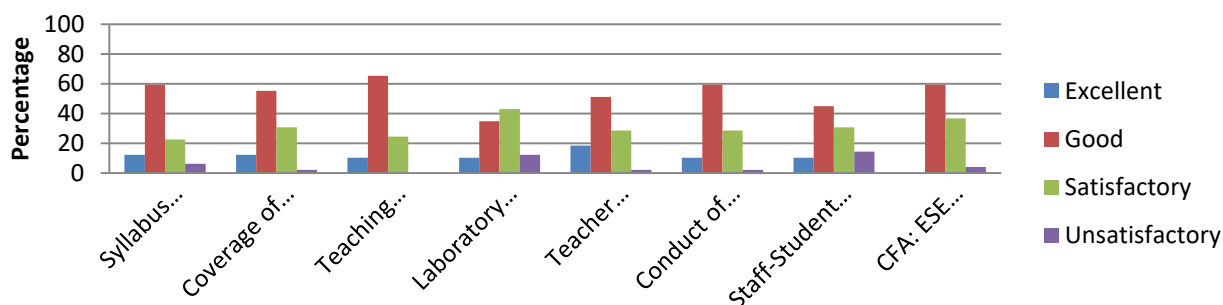


	Extension Activities (Percentage)							
	Outreach Activities	Participation in Extension Activities	Your Overall Observation about	Programme of your Study	Facilities Made Available	Administration Support Given	Extra-Curricular Activities Provided	Examination System
Excellent	32.61	30.43	43.48	54.35	36.96	50	23.91	60.87
Good	63.04	60.87	50	41.3	56.52	47.83	60.87	36.96
Satisfactory	4.35	8.7	6.52	4.35	6.52	2.17	15.22	2.17
Unsatisfactory	0	0	0	0	0	0	0	0

1.4.1 Students Feedback Form (Chemistry– year wise from (2019-2020))

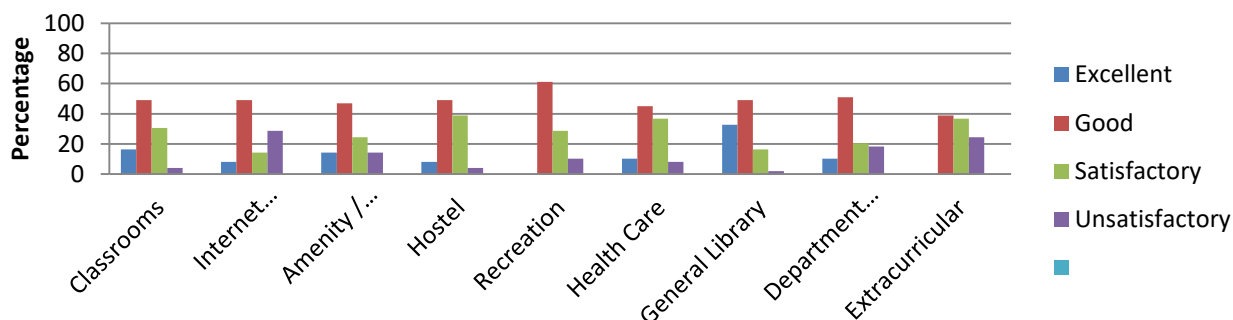
Total Number of Students : 49

Academic Facilities



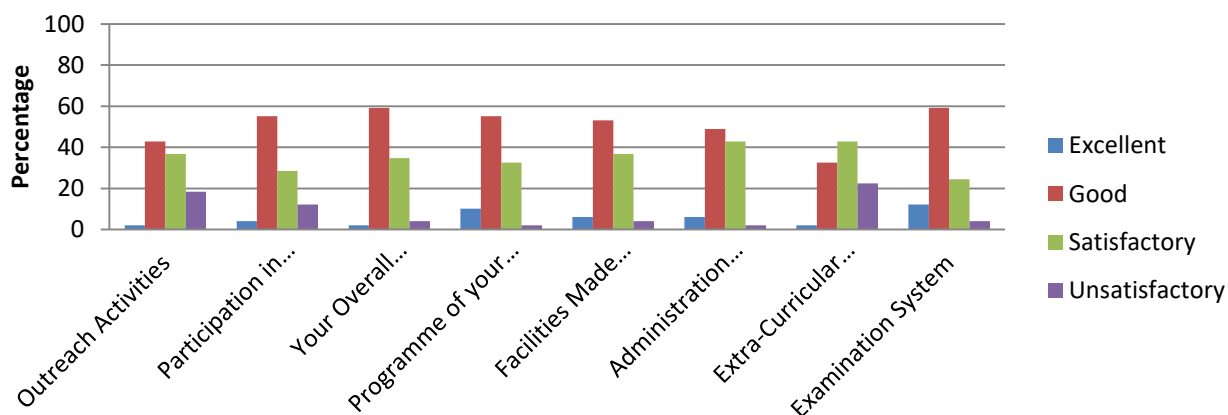
	Academic Facilities (Percentage)							
	Syllabus Content	Coverage of Syllabus	Teaching Methods	Laboratory Facilities	Teacher Guidance and Counselling	Conduct of CFA Tests / ESE	Staff-Student Relationship	CFA: ESE Weightage
Excellent	12.24	12.24	10.2	10.2	18.37	10.2	10.2	0
Good	59.18	55.1	65.31	34.69	51.02	59.18	44.9	59.18
Satisfactory	22.45	30.61	24.49	42.86	28.57	28.57	30.61	36.73
Unsatisfactory	6.12	2.04	0	12.24	2.04	2.04	14.29	4.08

Campus Facilities



	Campus facilities (Percentage)								
	Classrooms	Internet Browsing	Amenity / Services	Hostel	Recreation	Health Care	General Library	Department Library	Extracurricular
Excellent	16.33	8.16	14.29	8.16	0	10.2	32.65	10.2	0
Good	48.98	48.98	46.94	48.98	61.22	44.9	48.98	51.02	38.78
Satisfactory	30.61	14.29	24.49	38.78	28.57	36.73	16.33	20.41	36.73
Unsatisfactory	4.08	28.57	14.29	4.08	10.2	8.16	2.04	18.37	24.49

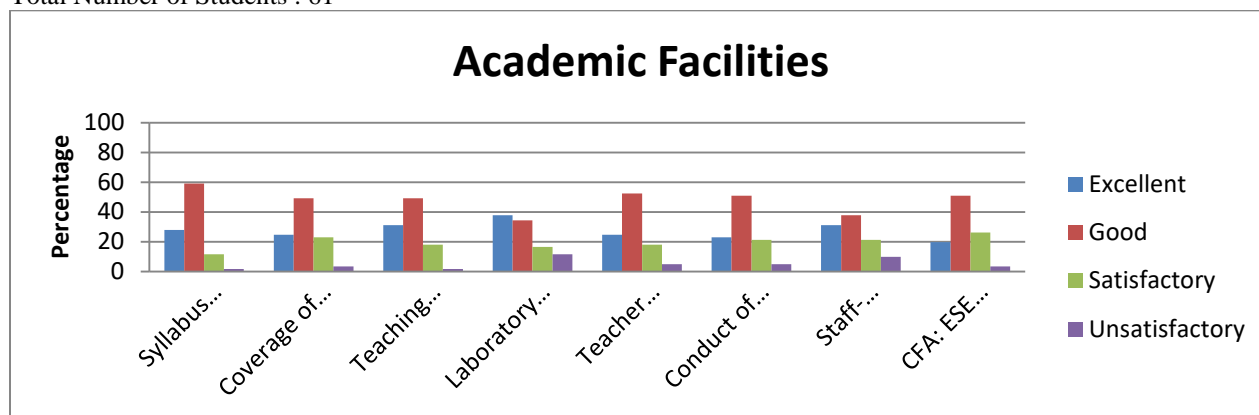
Extension Activities



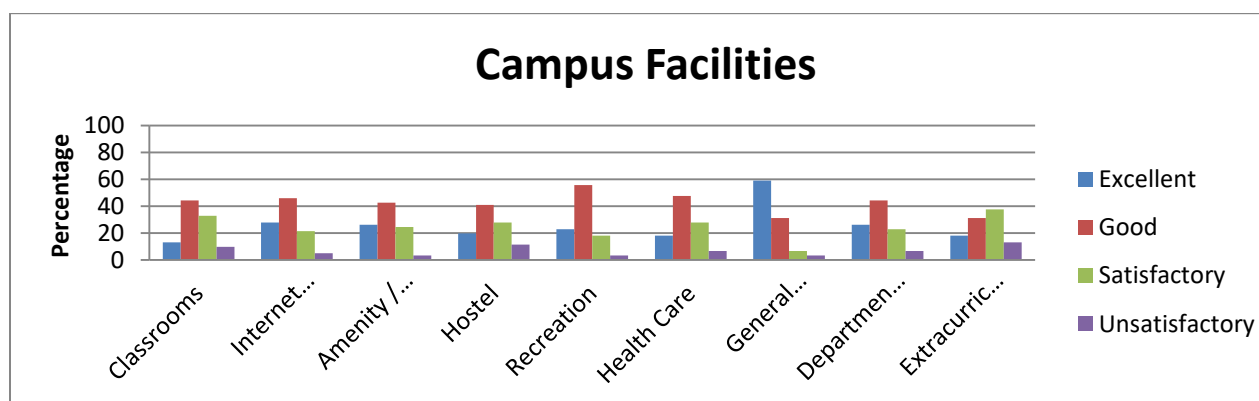
	Extension Activities (Percentage)							
	Outreach Activities	Participation in Extension Activities	Your Overall Observation about	Programme of your Study	Facilities Made Available	Administration Support Given	Extra-Curricular Activities Provided	Examination System
Excellent	2.04	4.08	2.04	10.2	6.12	6.12	2.04	12.24
Good	42.86	55.1	59.18	55.1	53.06	48.98	32.65	59.18
Satisfactory	36.73	28.57	34.69	32.65	36.73	42.86	42.86	24.49
Unsatisfactory	18.37	12.24	4.08	2.04	4.08	2.04	22.45	4.08

1.4.1 Students Feedback Form (Commerce– year wise from (2019-2020))

Total Number of Students : 61

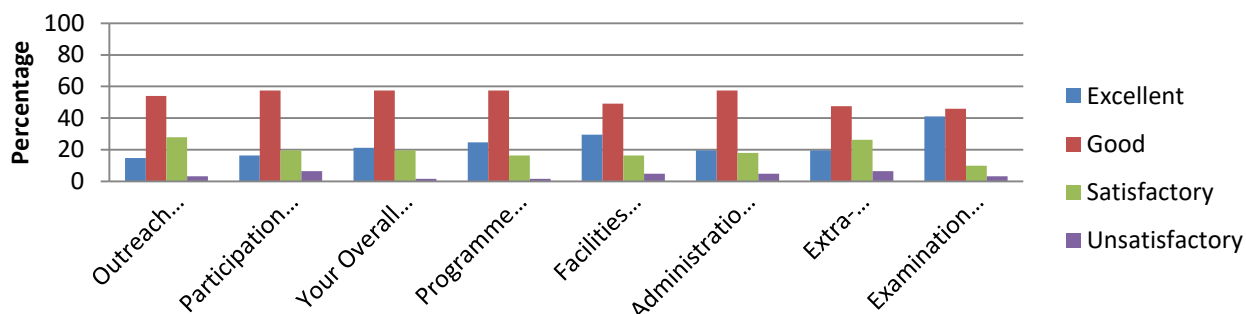


	Academic Facilities (Percentage)							
	Syllabus Content	Coverage of Syllabus	Teaching Methods	Laboratory Facilities	Teacher Guidance and Counselling	Conduct of CFA Tests / ESE	Staff-Student Relationship	CFA: ESE Weightage
Excellent	27.87	24.59	31.15	37.7	24.59	22.95	31.15	19.67
Good	59.02	49.18	49.18	34.43	52.46	50.82	37.7	50.82
Satisfactory	11.48	22.95	18.03	16.39	18.03	21.31	21.31	26.23
Unsatisfactory	1.64	3.28	1.64	11.48	4.92	4.92	9.84	3.28



	Campus facilities (Percentage)								
	Classrooms	Internet Browsing	Amenity / Services	Hostel	Recreation	Health Care	General Library	Department Library	Extracurricular
Excellent	13.11	27.87	26.23	19.67	22.95	18.03	59.02	26.23	18.03
Good	44.26	45.9	42.62	40.98	55.74	47.54	31.15	44.26	31.15
Satisfactory	32.79	21.31	24.59	27.87	18.03	27.87	6.56	22.95	37.7
Unsatisfactory	9.84	4.92	3.28	11.48	3.28	6.56	3.28	6.56	13.11

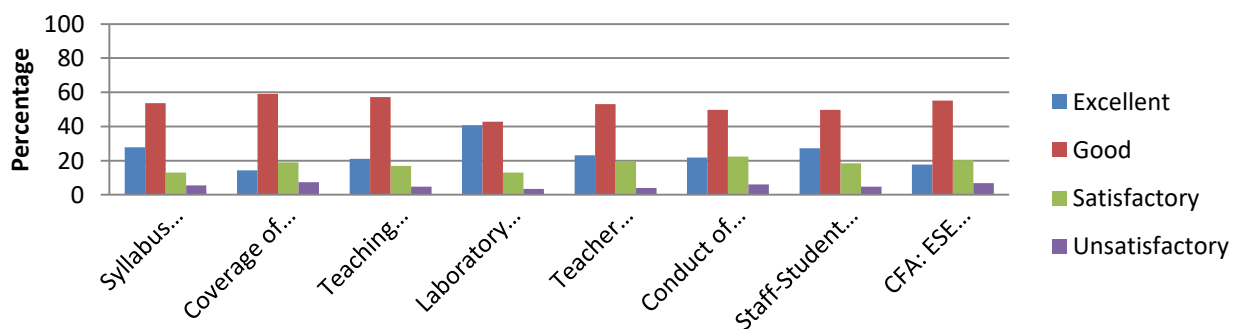
Extension Activities



4.1 Students Feedback Form (Computer Science – year wise from (2019-2020))

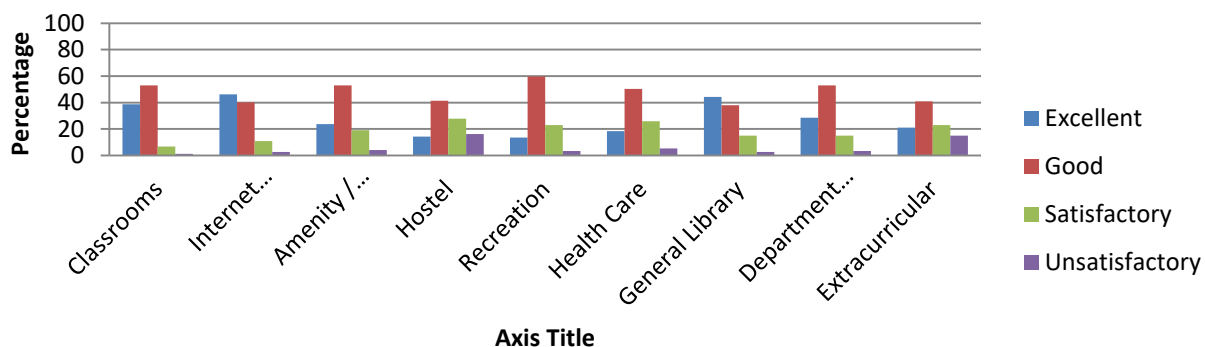
Total Number of Students : 147

Academic Facilities



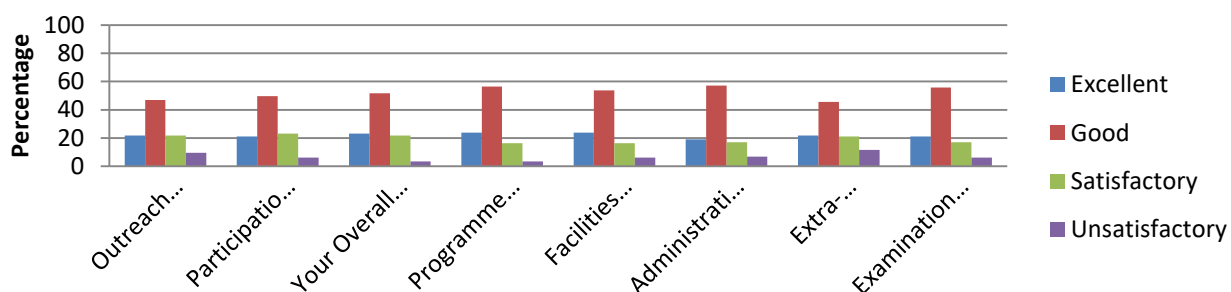
	Academic Facilities (Percentage)							
	Syllabus Content	Coverage of Syllabus	Teaching Methods	Laboratory Facilities	Teacher Guidance and Counselling	Conduct of CFA Tests / ESE	Staff-Student Relationship	CFA: ESE Weightage
Excellent	27.89	14.29	21.09	40.82	23.13	21.77	27.21	17.69
Good	53.74	59.18	57.14	42.86	53.06	49.66	49.66	55.1
Satisfactory	12.93	19.05	17.01	12.93	19.73	22.45	18.37	20.41
Unsatisfactory	5.44	7.48	4.76	3.4	4.08	6.12	4.76	6.8

Campus Facilities



	Campus facilities (Percentage)								
	Classroom s	Internet Browsin g	Amenit y / Service s	Hoste l	Recreatio n	Healt h Care	Gener al Library	Departme nt Library	Extracurricul ar
Excellent	38.78	46.26	23.81	14.29	13.61	18.37	44.22	28.57	21.09
Good	53.06	40.14	53.06	41.5	59.86	50.34	38.1	53.06	40.82
Satisfactory	6.8	10.88	19.05	27.89	23.13	25.85	14.97	14.97	23.13
Unsatisfactory	1.36	2.72	4.08	16.33	3.4	5.44	2.72	3.4	14.97

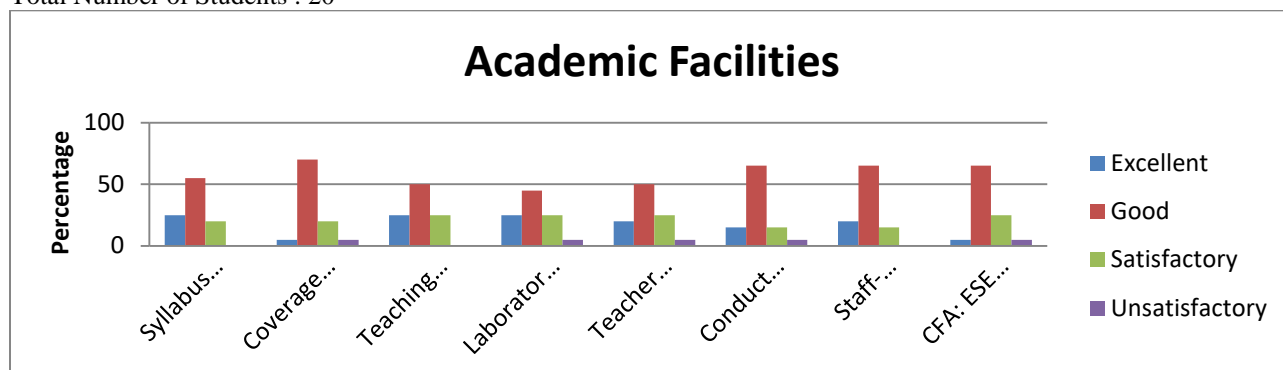
Extension Activities



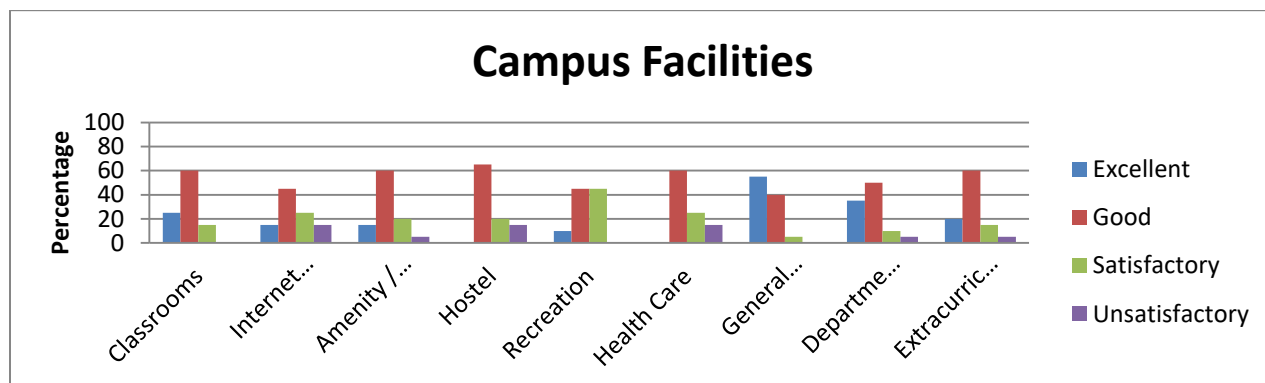
	Extension Activities (Percentage)							
	Outreac h Activitie s	Participati on in Extension Activities	Your Overall Observati on about	Program me of your Study	Facilitie s Made Availabl e	Administrati on Support Given	Extra- Curricul ar Activitie s Provide d	Examinati on System
Excellent	21.77	21.09	23.13	23.81	23.81	19.05	21.77	21.09
Good	46.94	49.66	51.7	56.46	53.74	57.14	45.58	55.78
Satisfactory	21.77	23.13	21.77	16.33	16.33	17.01	21.09	17.01
Unsatisfactory	9.52	6.12	3.4	3.4	6.12	6.8	11.56	6.12

1.4.1 Students Feedback Form (Economics – year wise from (2019-2020))

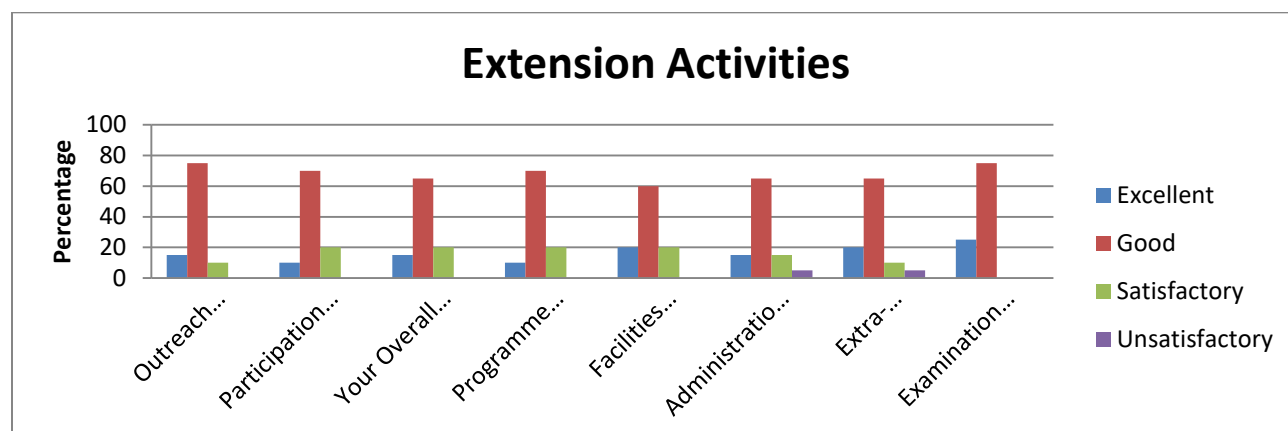
Total Number of Students : 20



	Academic Facilities (Percentage)							
	Syllabus Content	Coverage of Syllabus	Teaching Methods	Laboratory Facilities	Teacher Guidance and Counselling	Conduct of CFA Tests / ESE	Staff-Student Relationship	CFA: ESE Weightage
Excellent	25	5	25	25	20	15	20	5
Good	55	70	50	45	50	65	65	65
Satisfactory	20	20	25	25	25	15	15	25
Unsatisfactory	0	5	0	5	5	5	0	5



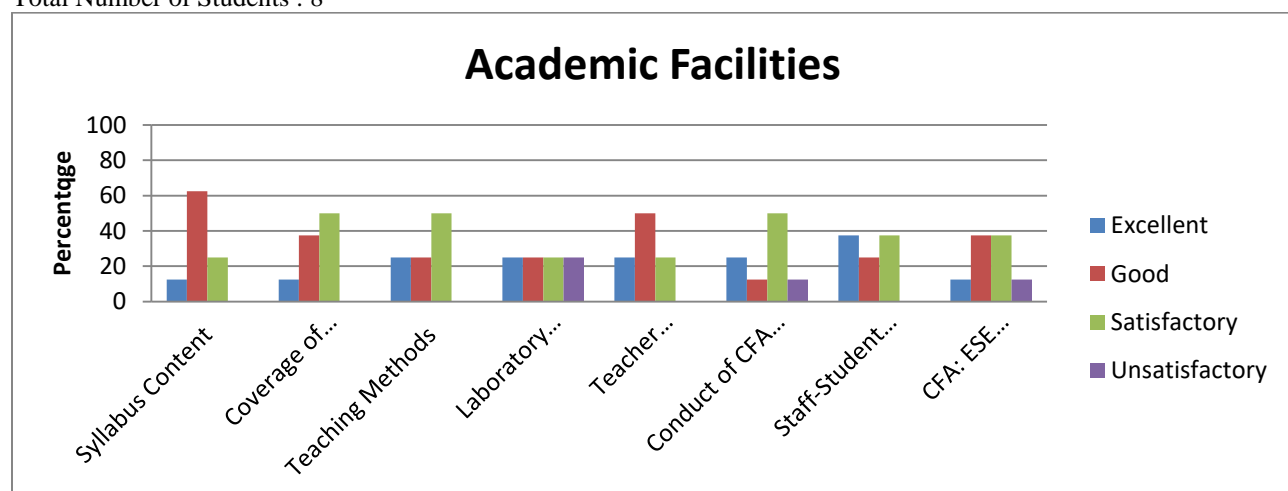
	Campus facilities (Percentage)								
	Classrooms	Internet Browsing	Amenity / Services	Hostel	Recreation	Health Care	General Library	Department Library	Extracurricular
Excellent	25	15	15	0	10	0	55	35	20
Good	60	45	60	65	45	60	40	50	60
Satisfactory	15	25	20	20	45	25	5	10	15
Unsatisfactory	0	15	5	15	0	15	0	5	5



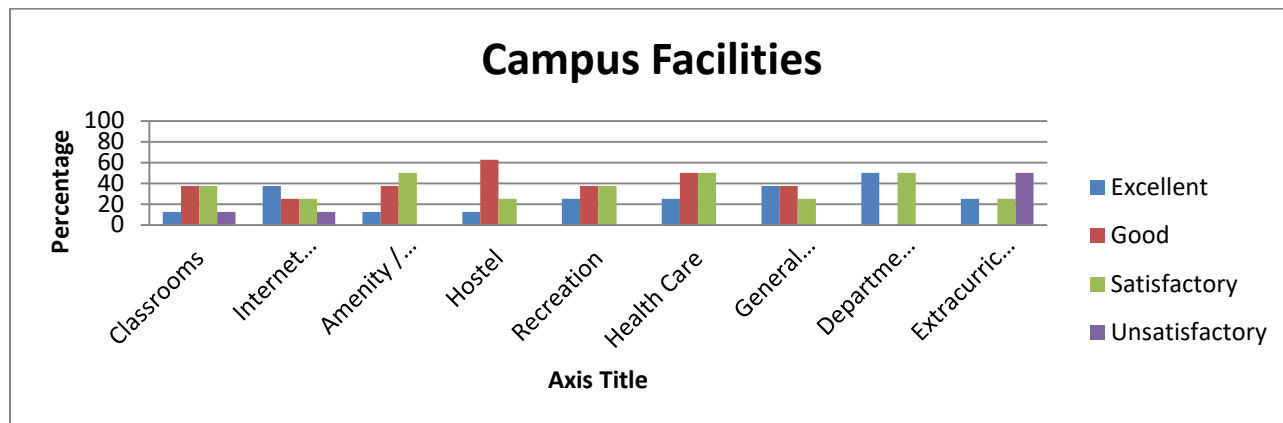
	Extension Activities (Percentage)							
	Outreac h Activitie s	Participati on in Extension Activities	Your Overall Observati on about	Program me of your Study	Facilitie s Made Availabl e	Administrati on Support Given	Extra- Curricul ar Activitie s Provide d	Examinati on System
Excellent	15	10	15	10	20	15	20	25
Good	75	70	65	70	60	65	65	75
Satisfactory	10	20	20	20	20	15	10	0
Unsatisfactory	0	0	0	0	0	5	5	0

1.4.1 Students Feedback Form (Education – year wise from (2019-2020))

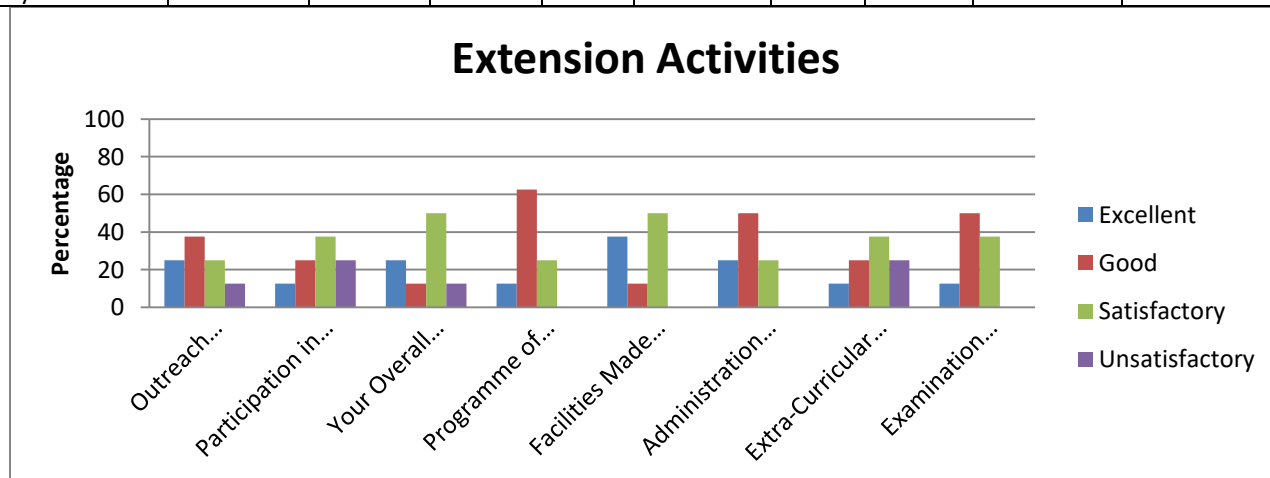
Total Number of Students : 8



	Academic Facilities (Percentage)							
	Syllabus Content	Coverage of Syllabus	Teaching Methods	Laboratory Facilities	Teacher Guidance and Counselling	Conduct of CFA Tests / ESE	Staff-Student Relationship	CFA: ESE Weightage
Excellent	12.5	12.5	25	25	25	25	37.5	12.5
Good	62.5	37.5	25	25	50	12.5	25	37.5
Satisfactory	25	50	50	25	25	50	37.5	37.5
Unsatisfactory	0	0	0	25	0	12.5	0	12.5



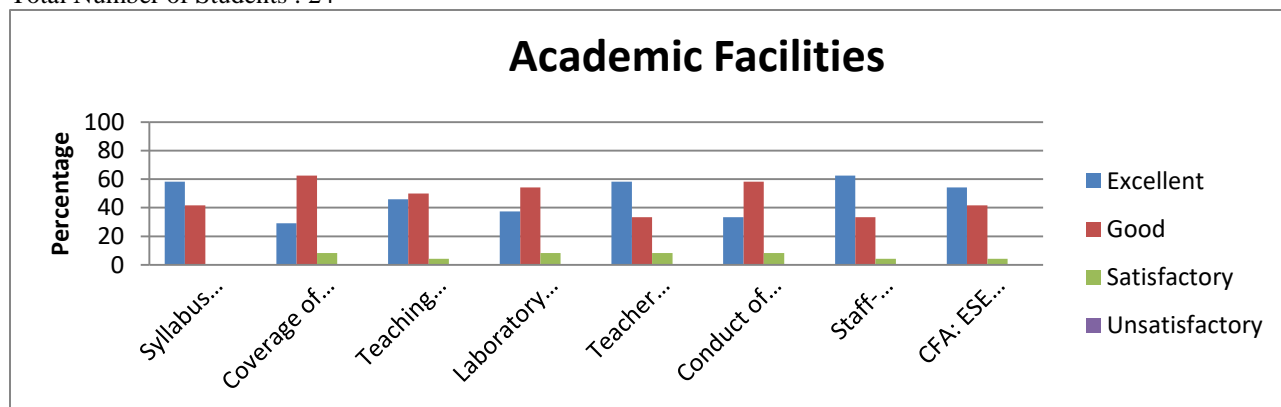
	Campus facilities (Percentage)								
	Classroom s	Internet Browsin g	Amenit y / Service s	Hoste l	Recreatio n	Healt h Care	Gener al Library	Departme nt Library	Extracurricul ar
Excellent	12.5	37.5	12.5	12.5	25	25	37.5	50	25
Good	37.5	25	37.5	62.5	37.5	50	37.5	0	0
Satisfactory	37.5	25	50	25	37.5	50	25	50	25
Unsatisfacto ry	12.5	12.5	0	0	0	0	0	0	50



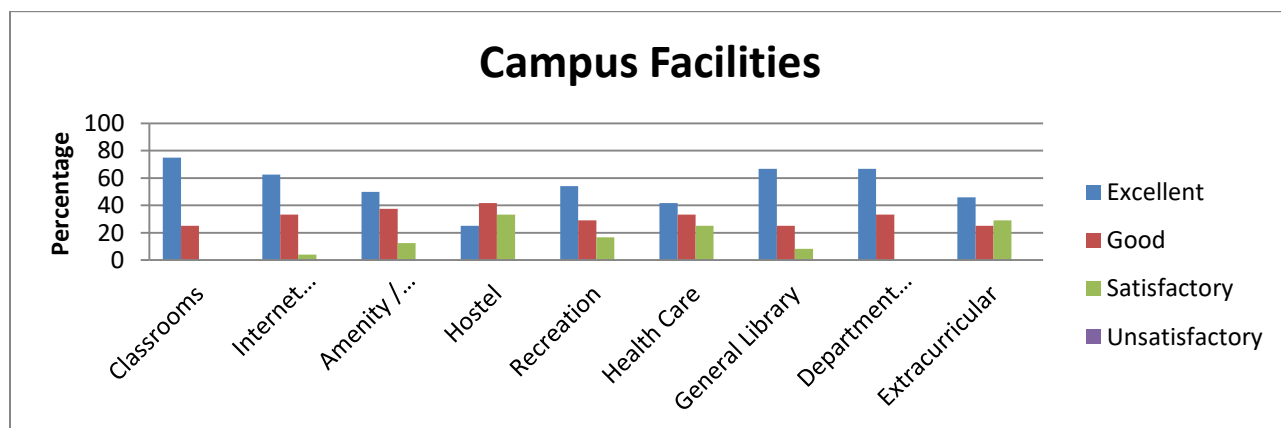
	Extension Activities (Percentage)							
	Outreac h Activitie s	Participati on in Extension Activities	Your Overall Observati on about	Program me of your Study	Facilitie s Made Availabl e	Administrati on Support Given	Extra- Curricul ar Activitie s Provide d	Examinati on System
Excellent	25	12.5	25	12.5	37.5	25	12.5	12.5
Good	37.5	25	12.5	62.5	12.5	50	25	50
Satisfactory	25	37.5	50	25	50	25	37.5	37.5
Unsatisfacto ry	12.5	25	12.5	0	0	0	25	0

1.4.1 Students Feedback Form (Energy Science – year wise from (2019-2020))

Total Number of Students : 24

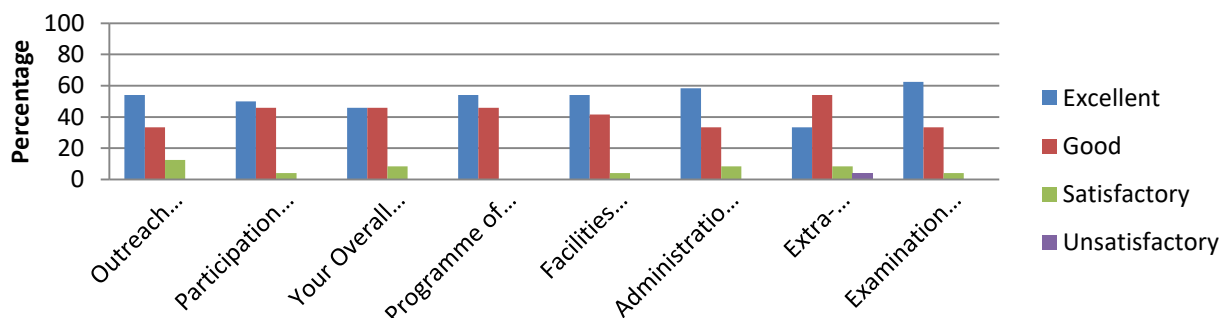


	Academic Facilities (Percentage)							
	Syllabus Content	Coverage of Syllabus	Teaching Methods	Laboratory Facilities	Teacher Guidance and Counselling	Conduct of CFA Tests / ESE	Staff-Student Relationship	CFA: ESE Weightage
Excellent	58.33	29.17	45.83	37.5	58.33	33.33	62.5	54.17
Good	41.67	62.5	50	54.17	33.33	58.33	33.33	41.67
Satisfactory	0	8.33	4.17	8.33	8.33	8.33	4.17	4.17
Unsatisfactory	0	0	0	0	0	0	0	0



	Campus facilities (Percentage)								
	Classrooms	Internet Browsing	Amenity / Services	Hostel	Recreation	Health Care	General Library	Department Library	Extracurricular
Excellent	75	62.5	50	25	54.17	41.67	66.67	66.67	45.83
Good	25	33.33	37.5	41.67	29.17	33.33	25	33.33	25
Satisfactory	0	4.17	12.5	33.33	16.67	25	8.33	0	29.17
Unsatisfactory	0	0	0	0	0	0	0	0	0

Extension Activities

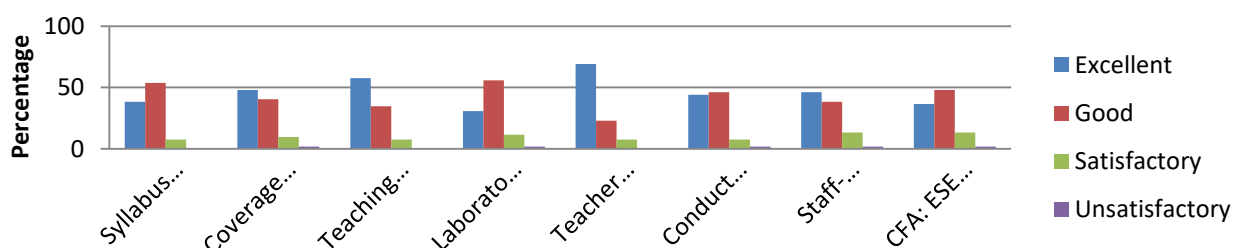


	Extension Activities (Percentage)							
	Outreach Activities	Participation in Extension Activities	Your Overall Observation about	Programme of your Study	Facilities Made Available	Administrative Support Given	Extra-Curricular Activities Provided	Examination System
Excellent	54.17	50	45.83	54.17	54.17	58.33	33.33	62.5
Good	33.33	45.83	45.83	45.83	41.67	33.33	54.17	33.33
Satisfactory	12.5	4.17	8.33	0	4.17	8.33	8.33	4.17
Unsatisfactory	0	0	0	0	0	0	4.17	0

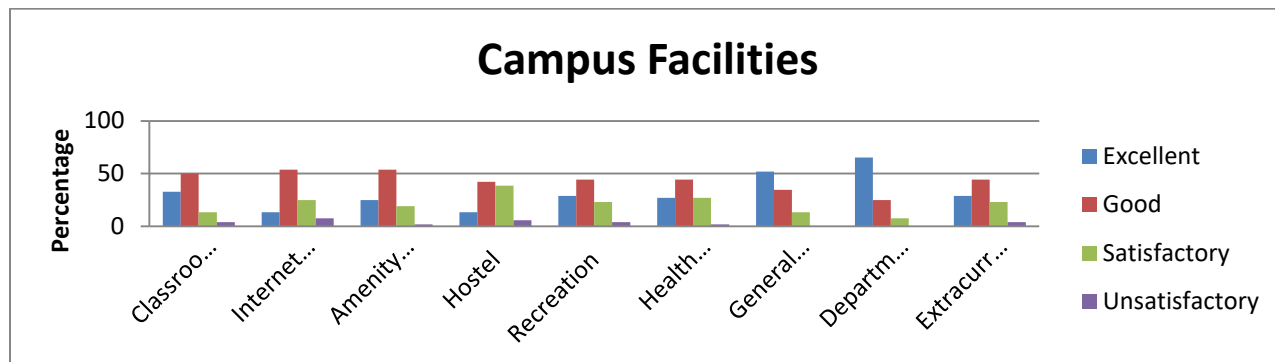
1.4.1 Students Feedback Form (English – year wise from (2019-2020))

Total Number of Students : 52

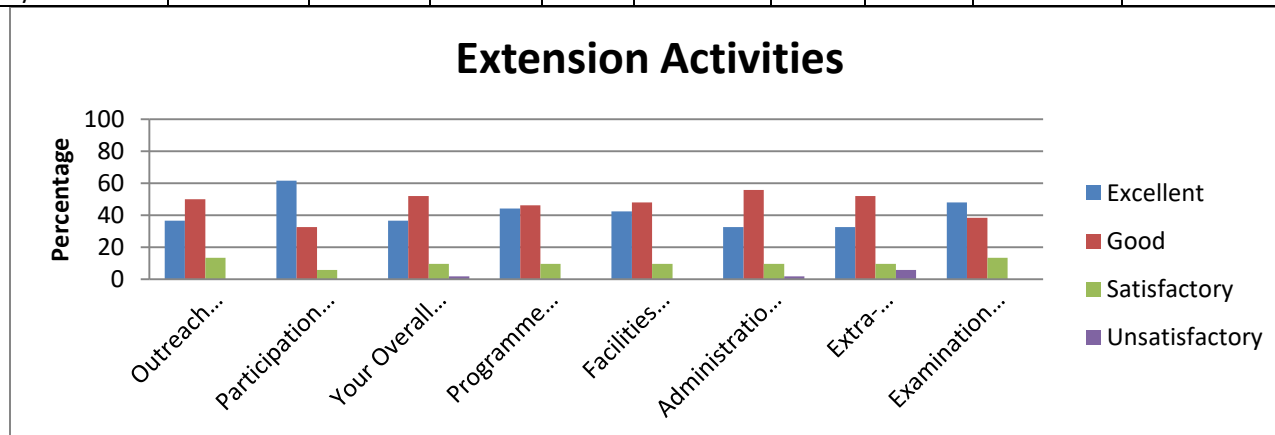
Academic Facilities



	Academic Facilities (Percentage)							
	Syllabus Content	Coverage of Syllabus	Teaching Methods	Laboratory Facilities	Teacher Guidance and Counselling	Conduct of CFA Tests / ESE	Staff-Student Relationship	CFA: ESE Weightage
Excellent	38.46	48.08	57.69	30.77	69.23	44.23	46.15	36.54
Good	53.85	40.38	34.62	55.77	23.08	46.15	38.46	48.08
Satisfactory	7.69	9.62	7.69	11.54	7.69	7.69	13.46	13.46
Unsatisfactory	0	1.92	0	1.92	0	1.92	1.92	1.92



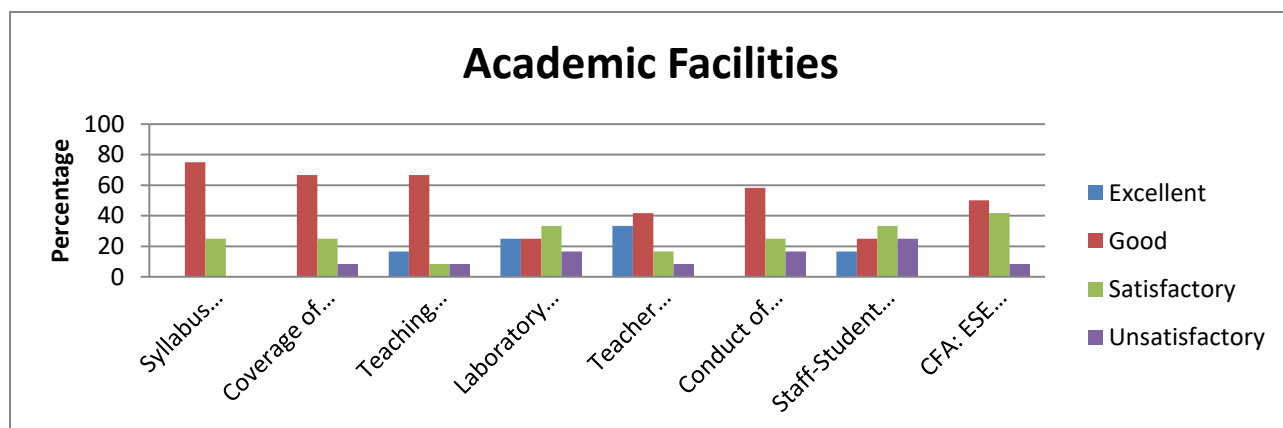
	Campus facilities (Percentage)								
	Classrooms	Internet Browsing	Amenity / Services	Hostel	Recreation	Health Care	General Library	Department Library	Extracurricular
Excellent	32.69	13.46	25	13.46	28.85	26.92	51.92	65.38	28.85
Good	50	53.85	53.85	42.31	44.23	44.23	34.62	25	44.23
Satisfactory	13.46	25	19.23	38.46	23.08	26.92	13.46	7.69	23.08
Unsatisfactory	3.85	7.69	1.92	5.77	3.85	1.92	0	0	3.85



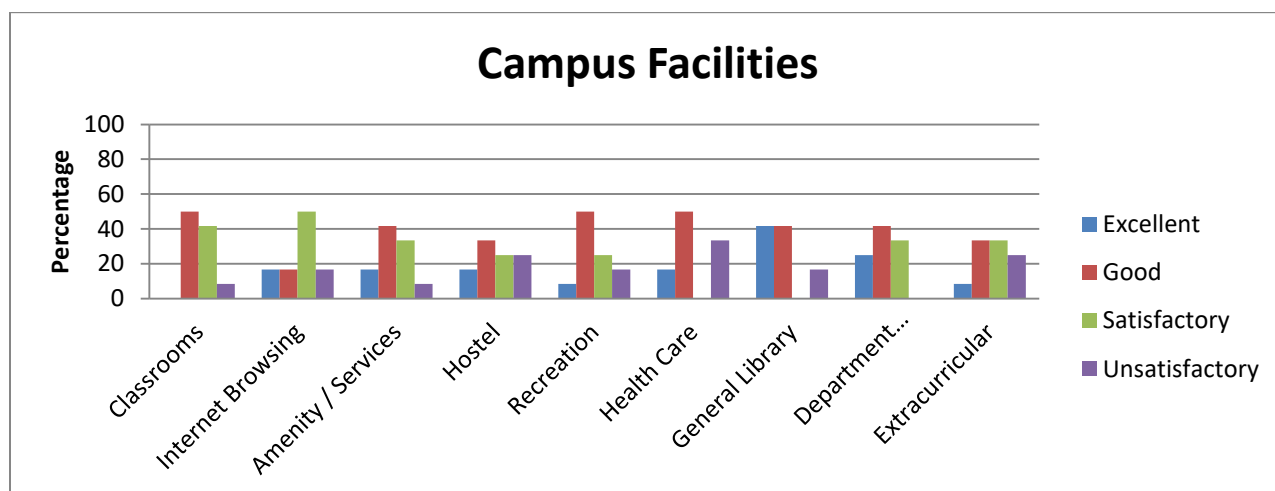
	Extension Activities (Percentage)							
	Outreach Activities	Participation in Extension Activities	Your Overall Observation about	Programme of your Study	Facilities Made Available	Administration Support Given	Extra-Curricular Activities Provided	Examination System
Excellent	36.54	61.54	36.54	44.23	42.31	32.69	32.69	48.08
Good	50	32.69	51.92	46.15	48.08	55.77	51.92	38.46
Satisfactory	13.46	5.77	9.62	9.62	9.62	9.62	9.62	13.46
Unsatisfactory	0	0	1.92	0	0	1.92	5.77	0

1.4.1 Students Feedback Form (Environmental Science – year wise from (2019-2020))

Total Number of Students : 12

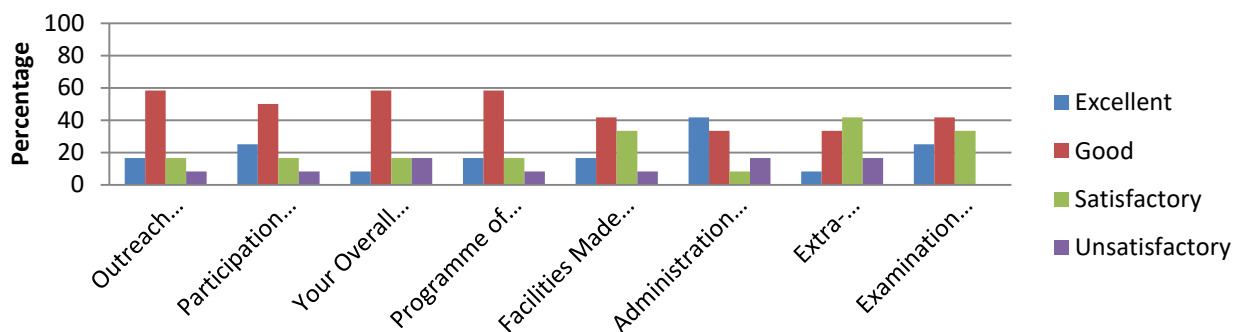


	Academic Facilities (Percentage)							
	Syllabus Content	Coverage of Syllabus	Teaching Methods	Laboratory Facilities	Teacher Guidance and Counselling	Conduct of CFA Tests / ESE	Staff-Student Relationship	CFA: ESE Weightage
Excellent	0	0	16.67	25	33.33	0	16.67	0
Good	75	66.67	66.67	25	41.67	58.33	25	50
Satisfactory	25	25	8.33	33.33	16.67	25	33.33	41.67
Unsatisfactory	0	8.33	8.33	16.67	8.33	16.67	25	8.33



	Campus facilities (Percentage)								
	Classrooms	Internet Browsing	Amenity / Services	Hostel	Recreation	Health Care	General Library	Department Library	Extracurricular
Excellent	0	16.67	16.67	16.67	8.33	16.67	41.67	25	8.33
Good	50	16.67	41.67	33.33	50	50	41.67	41.67	33.33
Satisfactory	41.67	50	33.33	25	25	0	0	33.33	33.33
Unsatisfactory	8.33	16.67	8.33	25	16.67	33.33	16.67	0	25

Extension Activities

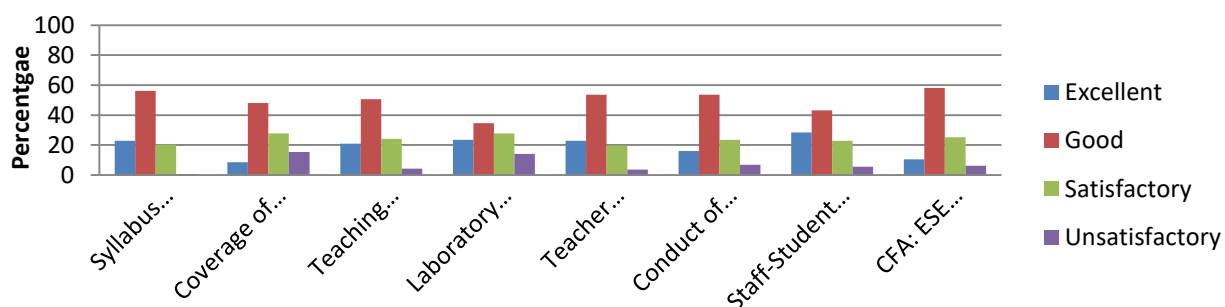


	Extension Activities (Percentage)							
	Outreach Activities	Participation in Extension Activities	Your Overall Observation about	Programme of your Study	Facilities Made Available	Administration Support Given	Extra-Curricular Activities Provided	Examination System
Excellent	16.67	25	8.33	16.67	16.67	41.67	8.33	25
Good	58.33	50	58.33	58.33	41.67	33.33	33.33	41.67
Satisfactory	16.67	16.67	16.67	16.67	33.33	8.33	41.67	33.33
Unsatisfactory	8.33	8.33	16.67	8.33	8.33	16.67	16.67	0

1.4.1 Students Feedback Form (Food Science and Nutrition – year wise from (2019-2020))

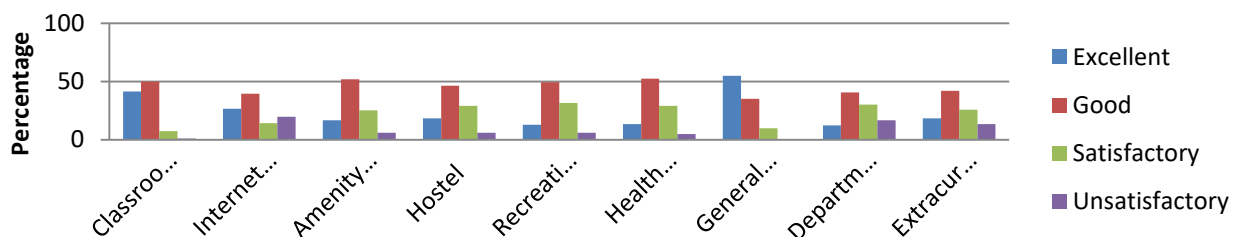
Total Number of Students : 162

Academic Facilities



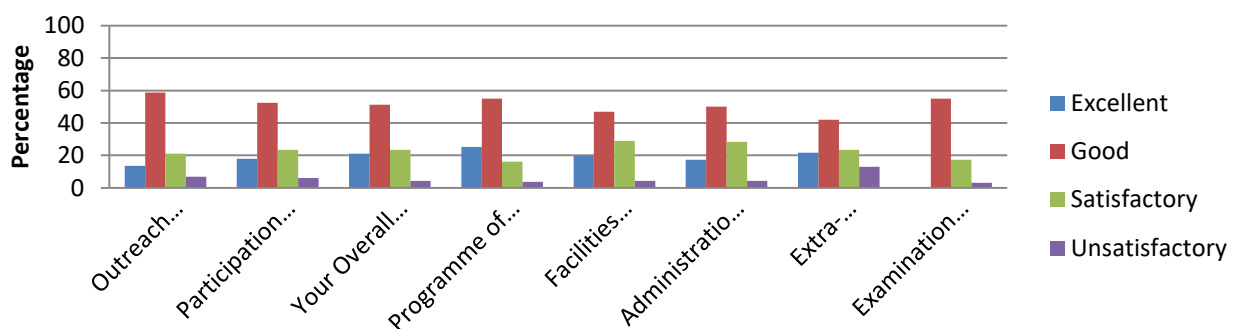
	Academic Facilities (Percentage)							
	Syllabus Content	Coverage of Syllabus	Teaching Methods	Laboratory Facilities	Teacher Guidance and Counselling	Conduct of CFA Tests / ESE	Staff-Student Relationship	CFA: ESE Weightage
Excellent	22.84	8.64	20.99	23.46	22.84	16.05	28.4	10.49
Good	56.17	48.15	50.62	34.57	53.7	53.7	43.21	58.02
Satisfactory	20.37	27.78	24.07	27.78	19.75	23.46	22.84	25.31
Unsatisfactory	0.62	15.43	4.32	14.2	3.7	6.79	5.56	6.17

Campus Facilities



	Campus facilities (Percentage)								
	Classrooms	Internet Browsing	Amenity / Services	Hostel	Recreation	Health Care	General Library	Department Library	Extracurricular
Excellent	41.36	26.54	16.67	18.52	12.96	13.58	54.94	12.35	18.52
Good	50	39.51	51.85	46.3	49.38	52.47	35.19	40.74	41.98
Satisfactory	7.41	14.2	25.31	29.01	31.48	29.01	9.88	30.25	25.93
Unsatisfactory	1.23	19.75	6.17	6.17	6.17	4.94	0	16.67	13.58

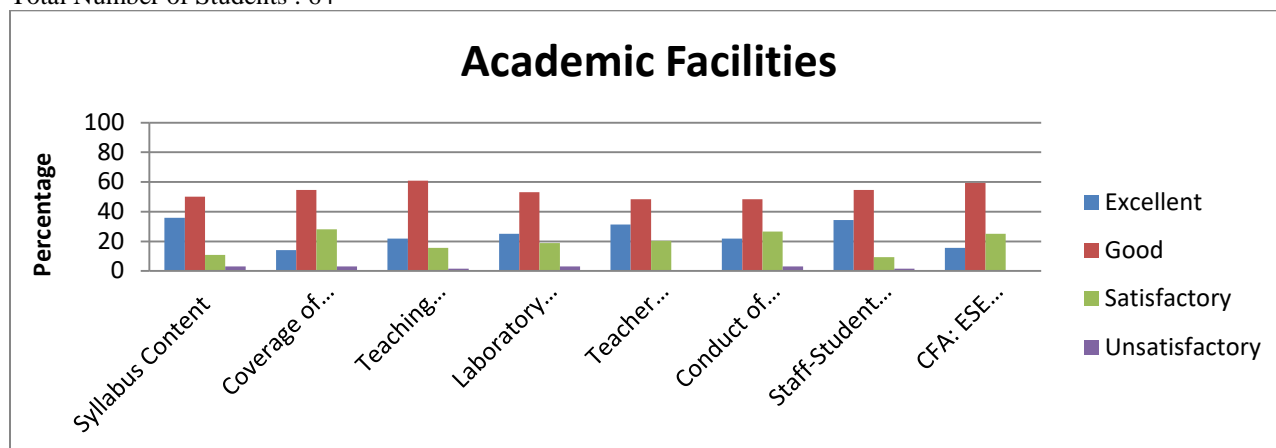
Extension Activities



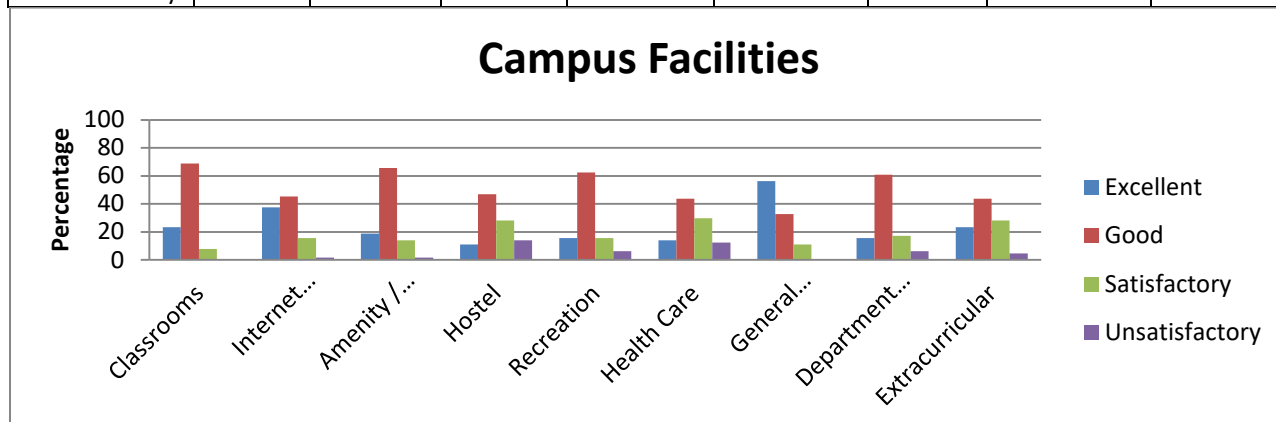
	Extension Activities (Percentage)							
	Outreach Activities	Participation in Extension Activities	Your Overall Observation about	Programme of your Study	Facilities Made Available	Administration Support Given	Extra-Curricular Activities Provided	Examination System
Excellent	13.58	17.9	20.99	25.31	19.75	17.28	21.6	0
Good	58.64	52.47	51.23	54.94	46.91	50	41.98	54.94
Satisfactory	20.99	23.46	23.46	16.05	29.01	28.4	23.46	17.28
Unsatisfactory	6.79	6.17	4.32	3.7	4.32	4.32	12.96	3.09

1.4.1 Students Feedback Form (Geology – year wise from (2019-2020))

Total Number of Students : 64

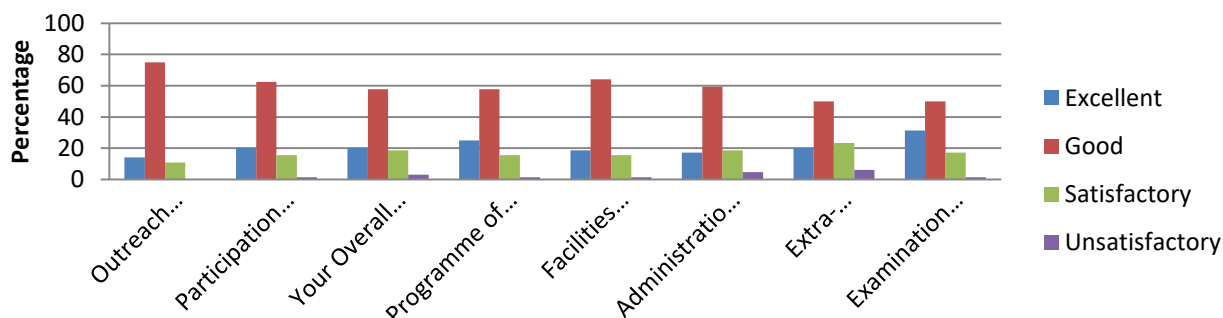


	Academic Facilities (Percentage)							
	Syllabus Content	Coverage of Syllabus	Teaching Methods	Laboratory Facilities	Teacher Guidance and Counselling	Conduct of CFA Tests / ESE	Staff-Student Relationship	CFA: ESE Weightage
Excellent	35.94	14.06	21.88	25	31.25	21.88	34.38	15.63
Good	50	54.69	60.94	53.13	48.44	48.44	54.69	59.38
Satisfactory	10.94	28.13	15.63	18.75	20.31	26.56	9.38	25
Unsatisfactory	3.13	3.13	1.56	3.13	0	3.13	1.56	0



	Campus facilities (Percentage)								
	Classrooms	Internet Browsing	Amenity / Services	Hostel	Recreation	Health Care	General Library	Department Library	Extracurricular
Excellent	23.44	37.5	18.75	10.94	15.63	14.06	56.25	15.63	23.44
Good	68.75	45.31	65.63	46.88	62.5	43.75	32.81	60.94	43.75
Satisfactory	7.81	15.63	14.06	28.13	15.63	29.69	10.94	17.19	28.13
Unsatisfactory	0	1.56	1.56	14.06	6.25	12.5	0	6.25	4.69

Extension Activities

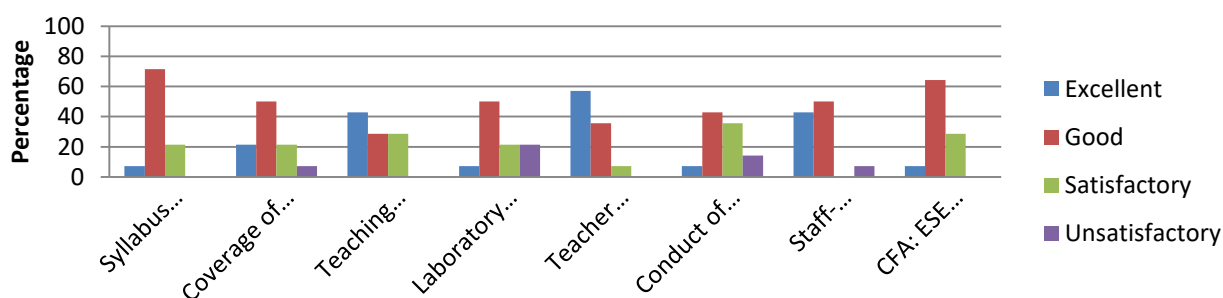


	Extension Activities (Percentage)							
	Outreac h Activitie s	Participati on in Extension Activities	Your Overall Observati on about	Program me of your Study	Facilitie s Made Availabl e	Administrati on Support Given	Extra- Curricul ar Activitie s Provide d	Examinati on System
Excellent	14.06	20.31	20.31	25	18.75	17.19	20.31	31.25
Good	75	62.5	57.81	57.81	64.06	59.38	50	50
Satisfactory	10.94	15.63	18.75	15.63	15.63	18.75	23.44	17.19
Unsatisfactory	0	1.56	3.13	1.56	1.56	4.69	6.25	1.56

1.4.1 Students Feedback Form (History – year wise from (2019-2020))

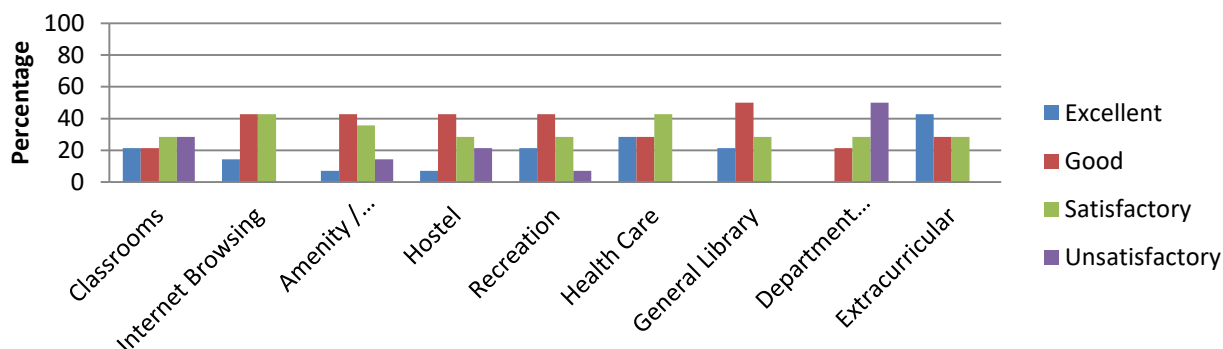
Total Number of Students : 14

Academic Facilities



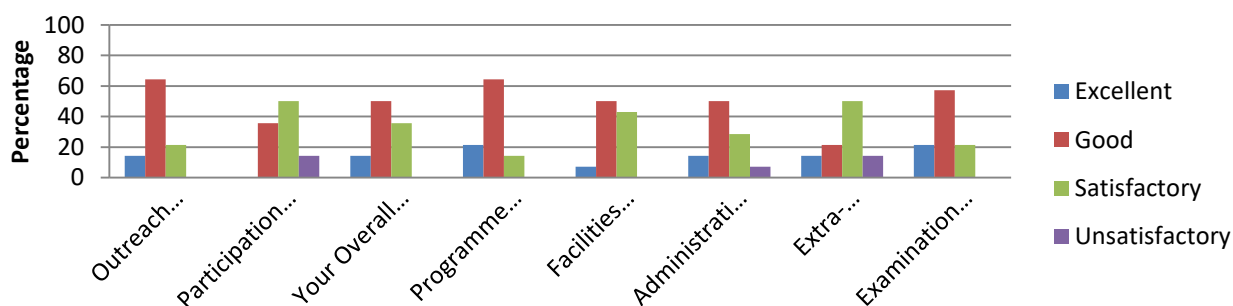
	Academic Facilities (Percentage)							
	Syllabus Content	Coverage of Syllabus	Teaching Methods	Laboratory Facilities	Teacher Guidance and Counselling	Conduct of CFA Tests / ESE	Staff- Student Relationship	CFA: ESE Weightage
Excellent	7.14	21.43	42.86	7.14	57.14	7.14	42.86	7.14
Good	71.43	50	28.57	50	35.71	42.86	50	64.29
Satisfactory	21.43	21.43	28.57	21.43	7.14	35.71	0	28.57
Unsatisfactory	0	7.14	0	21.43	0	14.29	7.14	0

Campus Facilities



	Campus facilities (Percentage)								
	Classrooms	Internet Browsing	Amenity / Service	Hostel	Recreation	Health Care	General Library	Departmental Library	Extracurricular
Excellent	21.43	14.29	7.14	7.14	21.43	28.57	21.43	0	42.86
Good	21.43	42.86	42.86	42.86	42.86	28.57	50	21.43	28.57
Satisfactory	28.57	42.86	35.71	28.57	28.57	42.86	28.57	28.57	28.57
Unsatisfactory	28.57	0	14.29	21.43	7.14	0	0	50	0

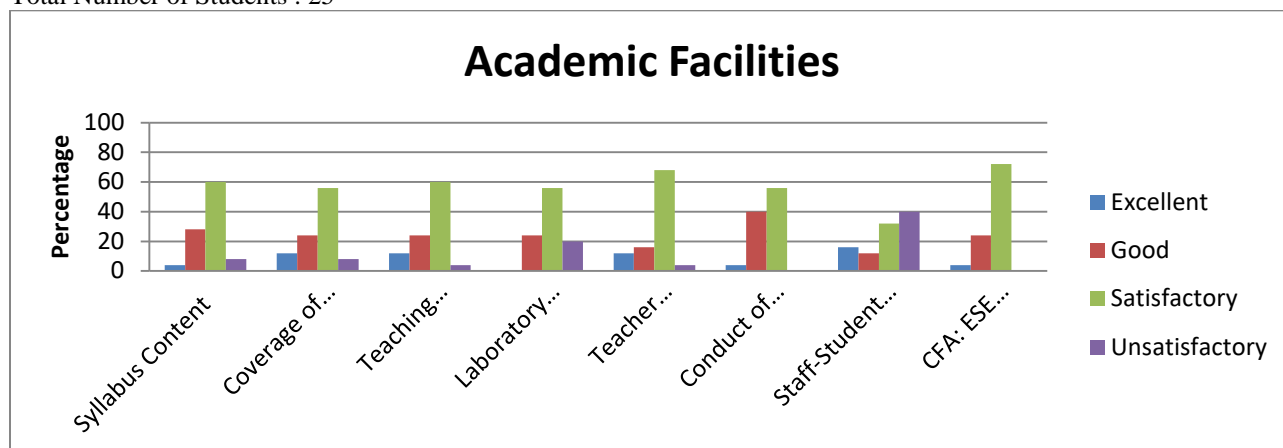
Extension Activities



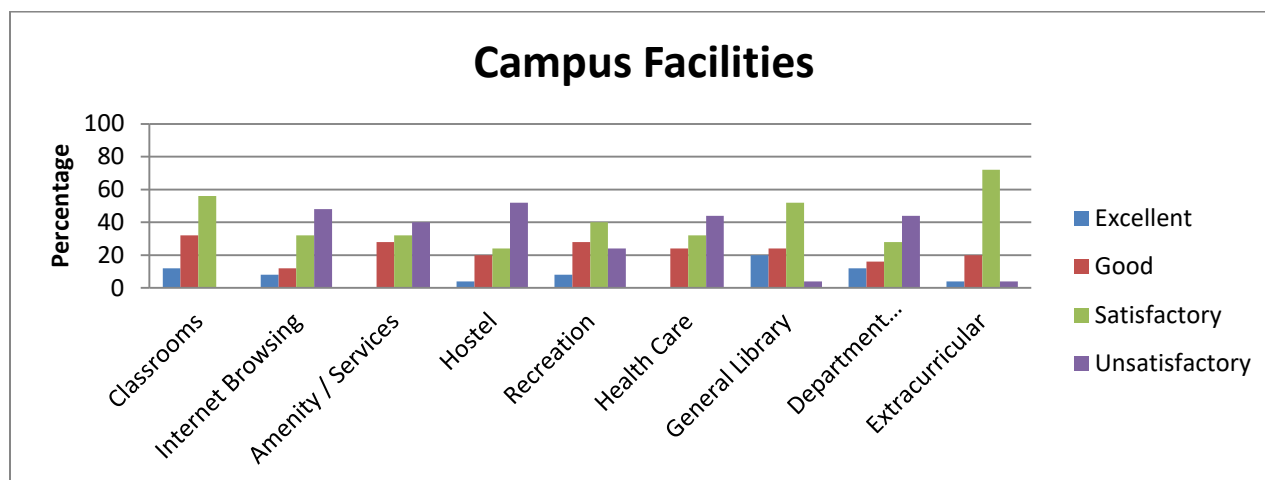
	Extension Activities (Percentage)							
	Outreach Activities	Participation in Extension Activities	Your Overall Observation about	Programme of your Study	Facilities Made Available	Administrative Support Given	Extra-Curricular Activities Provided	Examination System
Excellent	14.29	0	14.29	21.43	7.14	14.29	14.29	21.43
Good	64.29	35.71	50	64.29	50	50	21.43	57.14
Satisfactory	21.43	50	35.71	14.29	42.86	28.57	50	21.43
Unsatisfactory	0	14.29	0	0	0	7.14	14.29	0

1.4.1 Students Feedback Form (Journalism and Mass Communication – year wise from (2019-2020))

Total Number of Students : 25

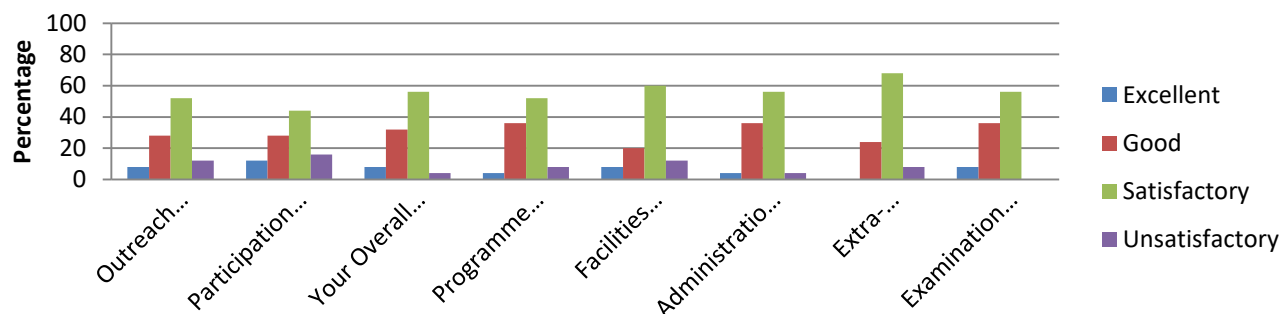


	Academic Facilities (Percentage)							
	Syllabus Content	Coverage of Syllabus	Teaching Methods	Laboratory Facilities	Teacher Guidance and Counselling	Conduct of CFA Tests / ESE	Staff-Student Relationship	CFA: ESE Weightage
Excellent	4	12	12	0	12	4	16	4
Good	28	24	24	24	16	40	12	24
Satisfactory	60	56	60	56	68	56	32	72
Unsatisfactory	8	8	4	20	4	0	40	0



	Campus facilities (Percentage)								
	Classrooms	Internet Browsing	Amenity / Services	Hostel	Recreation	Health Care	General Library	Department Library	Extracurricular
Excellent	12	8	0	4	8	0	20	12	4
Good	32	12	28	20	28	24	24	16	20
Satisfactory	56	32	32	24	40	32	52	28	72
Unsatisfactory	0	48	40	52	24	44	4	44	4

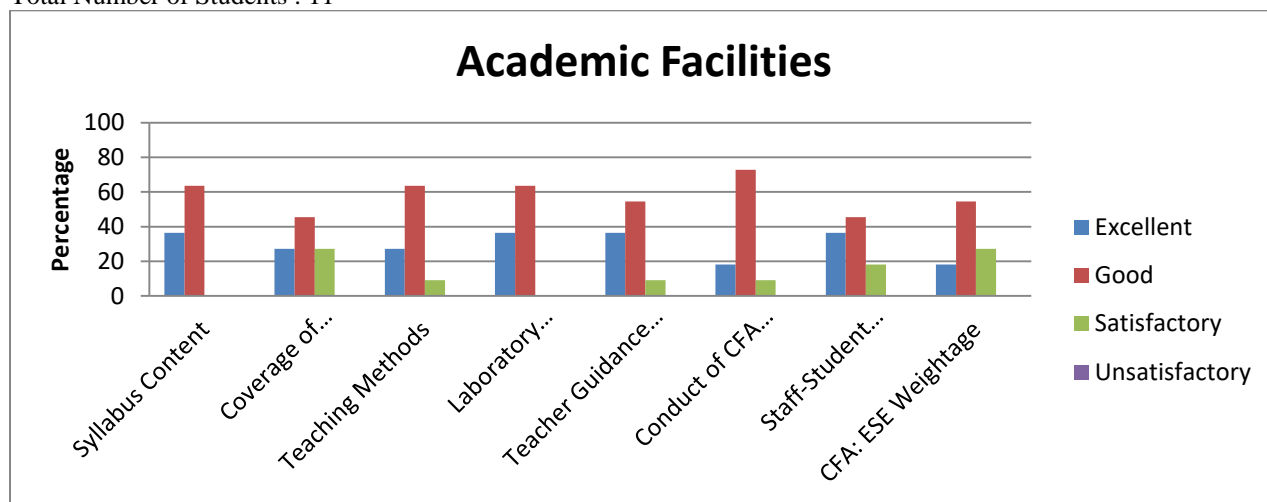
Extension Activities



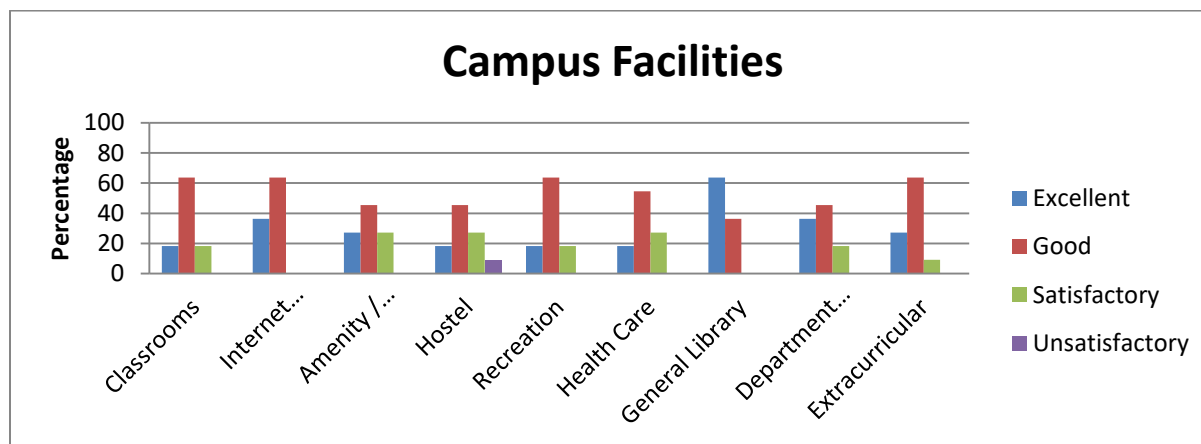
	Extension Activities (Percentage)							
	Outreach Activities	Participation in Extension Activities	Your Overall Observation about	Program me of your Study	Facilities Made Available	Administrative Support Given	Extra- Curricular Activities Provided	Examination System
Excellent	8	12	8	4	8	4	0	8
Good	28	28	32	36	20	36	24	36
Satisfactory	52	44	56	52	60	56	68	56
Unsatisfactory	12	16	4	8	12	4	8	0

1.4.1 Students Feedback Form (Library and Information Science – year wise from (2019-2020))

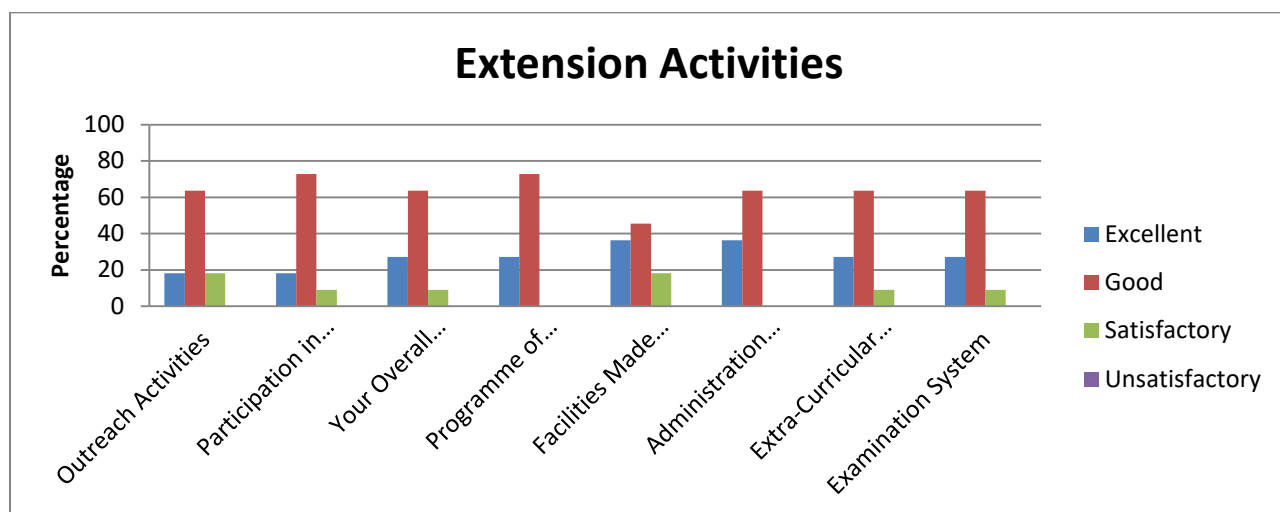
Total Number of Students : 11



	Academic Facilities (Percentage)							
	Syllabus Content	Coverage of Syllabus	Teaching Methods	Laboratory Facilities	Teacher Guidance and Counselling	Conduct of CFA Tests / ESE	Staff-Student Relationship	CFA: ESE Weightage
Excellent	36.36	27.27	27.27	36.36	36.36	18.18	36.36	18.18
Good	63.64	45.45	63.64	63.64	54.55	72.73	45.45	54.55
Satisfactory	0	27.27	9.09	0	9.09	9.09	18.18	27.27
Unsatisfactory	0	0	0	0	0	0	0	0



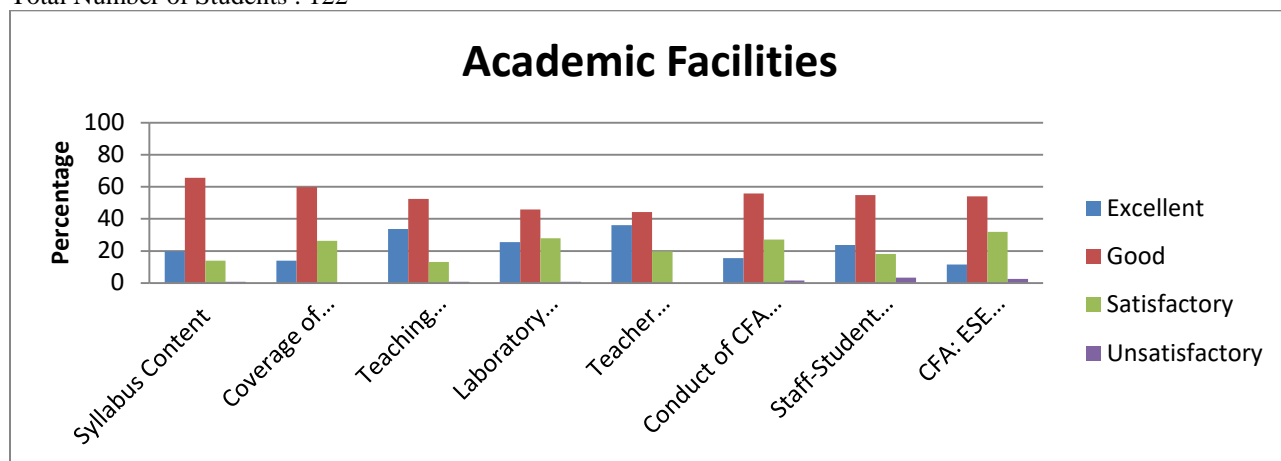
	Campus facilities (Percentage)								
	Classrooms	Internet Browsing	Amenity / Services	Hostel	Recreation	Health Care	General Library	Department Library	Extracurricular
Excellent	18.18	36.36	27.27	18.18	18.18	18.18	63.64	36.36	27.27
Good	63.64	63.64	45.45	45.45	63.64	54.55	36.36	45.45	63.64
Satisfactory	18.18	0	27.27	27.27	18.18	27.27	0	18.18	9.09
Unsatisfactory	0	0	0	9.09	0	0	0	0	0



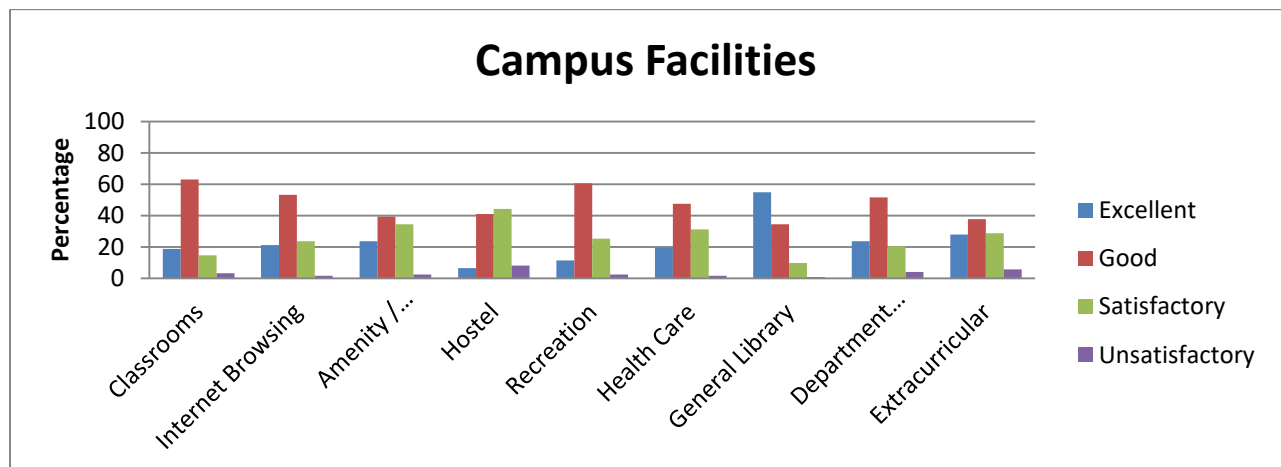
	Extension Activities (Percentage)							
	Outreach Activities	Participation in Extension Activities	Your Overall Observation about	Programme of your Study	Facilities Made Available	Administrative Support Given	Extra-Curricular Activities Provided	Examination System
Excellent	18.18	18.18	27.27	27.27	36.36	36.36	27.27	27.27
Good	63.64	72.73	63.64	72.73	45.45	63.64	63.64	63.64
Satisfactory	18.18	9.09	9.09	0	18.18	0	9.09	9.09
Unsatisfactory	0	0	0	0	0	0	0	0

1.4.1 Students Feedback Form (Management Studies – year wise from (2019-2020))

Total Number of Students : 122

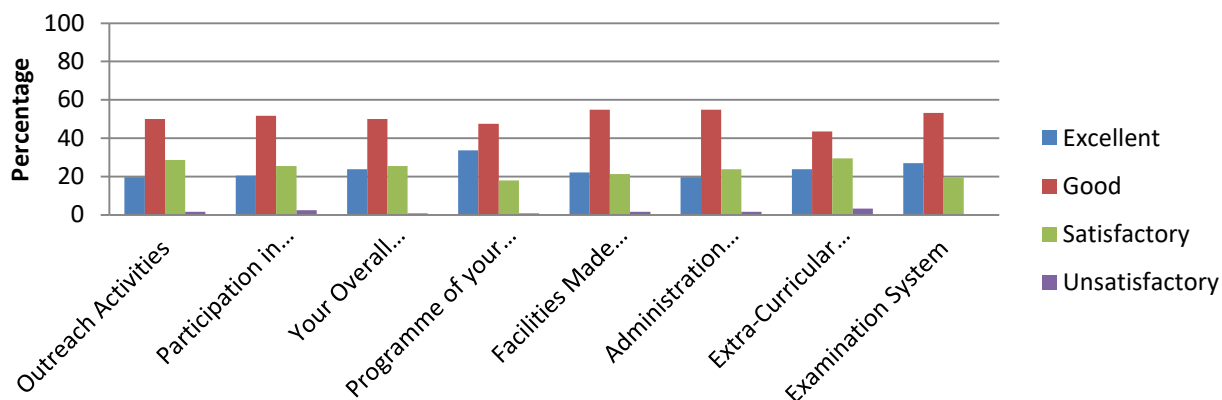


	Academic Facilities (Percentage)							
	Syllabus Content	Coverage of Syllabus	Teaching Methods	Laboratory Facilities	Teacher Guidance and Counselling	Conduct of CFA Tests / ESE	Staff-Student Relationship	CFA: ESE Weightage
Excellent	19.67	13.93	33.61	25.41	36.07	15.57	23.77	11.48
Good	65.57	59.84	52.46	45.9	44.26	55.74	54.92	54.1
Satisfactory	13.93	26.23	13.11	27.87	19.67	27.05	18.03	31.97
Unsatisfactory	0.82	0	0.82	0.82	0	1.64	3.28	2.46



	Campus facilities (Percentage)								
	Classrooms	Internet Browsing	Amenity / Service	Hostel	Recreation	Health Care	General Library	Department Library	Extracurricular
Excellent	18.85	21.31	23.77	6.56	11.48	19.67	54.92	23.77	27.87
Good	63.11	53.28	39.34	40.98	60.66	47.54	34.43	51.64	37.7
Satisfactory	14.75	23.77	34.43	44.26	25.41	31.15	9.84	20.49	28.69
Unsatisfactory	3.28	1.64	2.46	8.2	2.46	1.64	0.82	4.1	5.74

Extension Activities

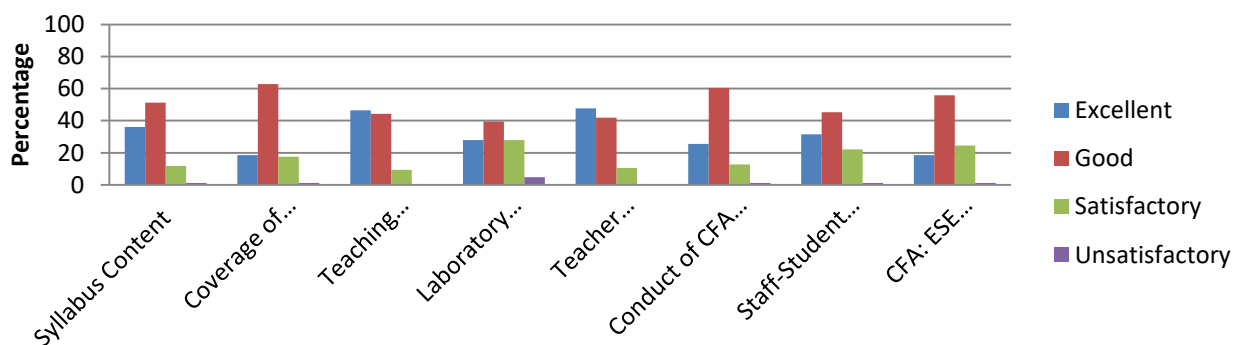


	Extension Activities (Percentage)							
	Outreach Activities	Participation in Extension Activities	Your Overall Observation about	Programme of your Study	Facilities Made Available	Administration Support Given	Extra-Curricular Activities Provided	Examination System
Excellent	19.67	20.49	23.77	33.61	22.13	19.67	23.77	27.05
Good	50	51.64	50	47.54	54.92	54.92	43.44	53.28
Satisfactory	28.69	25.41	25.41	18.03	21.31	23.77	29.51	19.67
Unsatisfactory	1.64	2.46	0.82	0.82	1.64	1.64	3.28	0

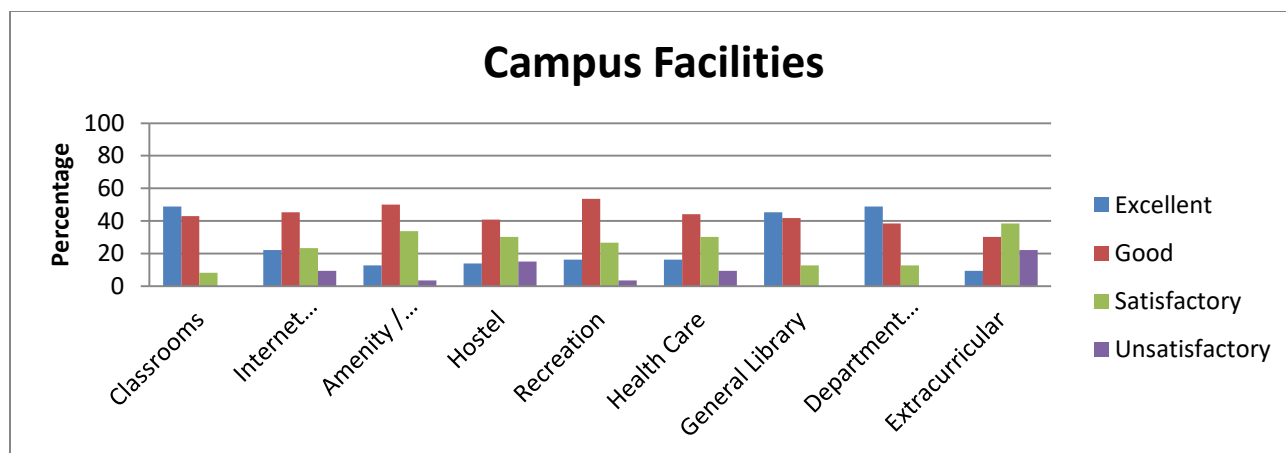
1.4.1 Students Feedback Form (Mathematics – year wise from (2019-2020))

Total Number of Students : 86

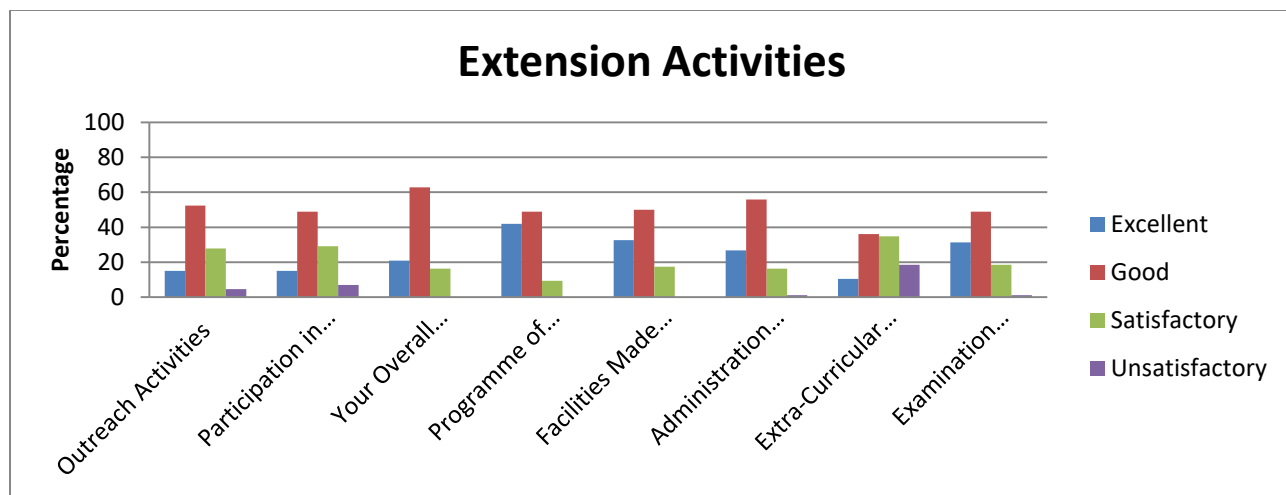
Academic Facilities



	Academic Facilities (Percentage)							
	Syllabus Content	Coverage of Syllabus	Teaching Methods	Laboratory Facilities	Teacher Guidance and Counselling	Conduct of CFA Tests / ESE	Staff-Student Relationship	CFA: ESE Weightage
Excellent	36.05	18.6	46.51	27.91	47.67	25.58	31.4	18.6
Good	51.16	62.79	44.19	39.53	41.86	60.47	45.35	55.81
Satisfactory	11.63	17.44	9.3	27.91	10.47	12.79	22.09	24.42
Unsatisfactory	1.16	1.16	0	4.65	0	1.16	1.16	1.16



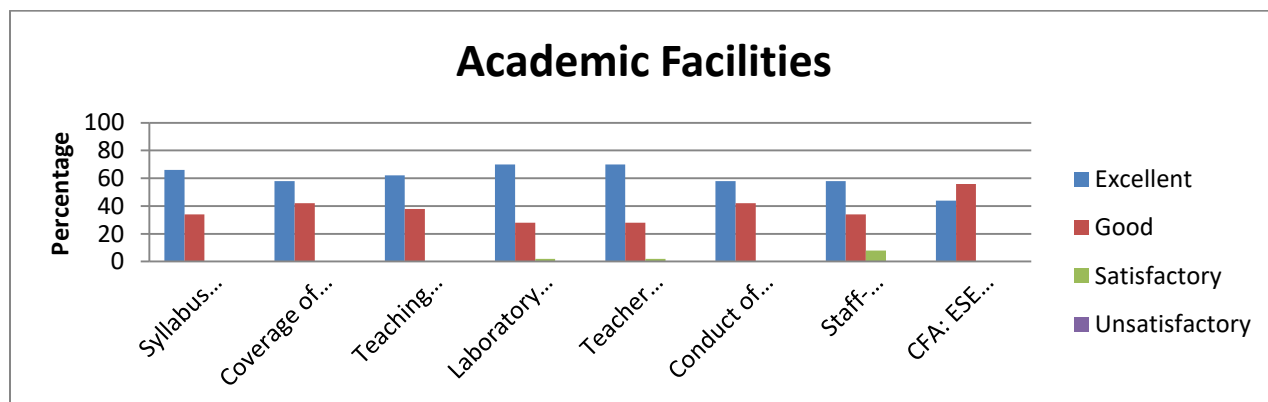
	Campus facilities (Percentage)								
	Classrooms	Internet Browsing	Amenity / Services	Hostel	Recreation	Health Care	General Library	Department Library	Extracurricular
Excellent	48.84	22.09	12.79	13.95	16.28	16.28	45.35	48.84	9.3
Good	43.02	45.35	50	40.7	53.49	44.19	41.86	38.37	30.23
Satisfactory	8.14	23.26	33.72	30.23	26.74	30.23	12.79	12.79	38.37
Unsatisfactory	0	9.3	3.49	15.12	3.49	9.3	0	0	22.09



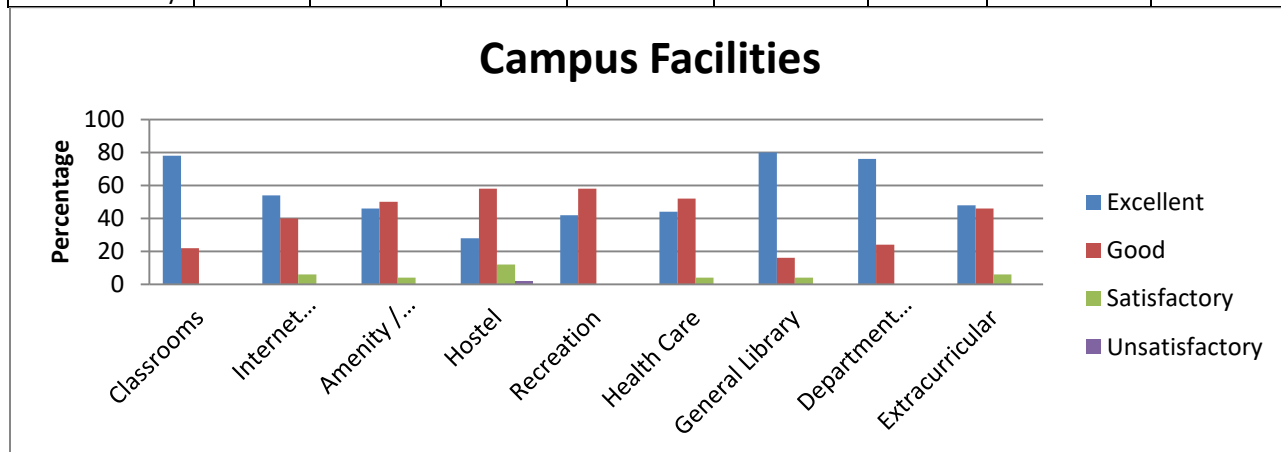
	Extension Activities (Percentage)							
	Outreach Activities	Participation in Extension Activities	Your Overall Observation about	Programme of your Study	Facilities Made Available	Administration Support Given	Extra-Curricular Activities Provided	Examination System
Excellent	15.12	15.12	20.93	41.86	32.56	26.74	10.47	31.4
Good	52.33	48.84	62.79	48.84	50	55.81	36.05	48.84
Satisfactory	27.91	29.07	16.28	9.3	17.44	16.28	34.88	18.6
Unsatisfactory	4.65	6.98	0	0	0	1.16	18.6	1.16

1.4.1 Students Feedback Form (Microbiology – year wise from (2019-2020))

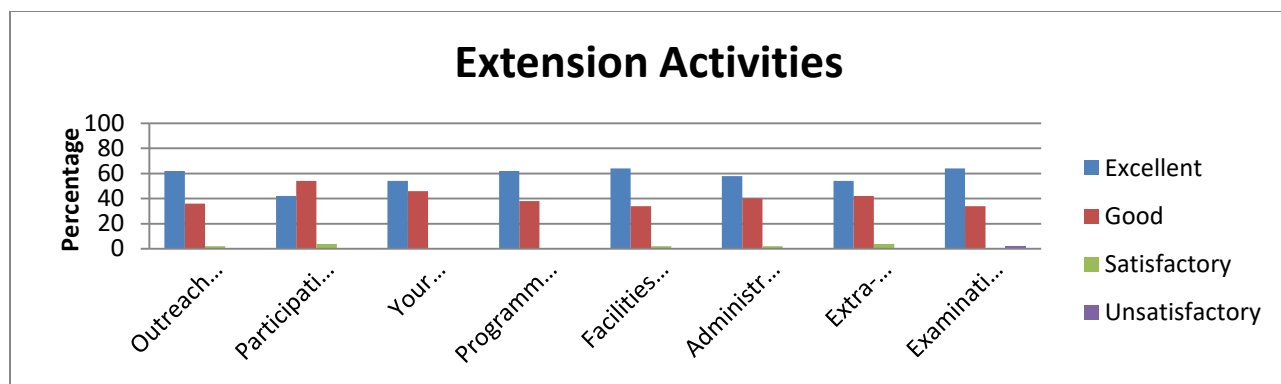
Total Number of Students : 50



	Academic Facilities (Percentage)							
	Syllabus Content	Coverage of Syllabus	Teaching Methods	Laboratory Facilities	Teacher Guidance and Counselling	Conduct of CFA Tests / ESE	Staff-Student Relationship	CFA: ESE Weightage
Excellent	66	58	62	70	70	58	58	44
Good	34	42	38	28	28	42	34	56
Satisfactory	0	0	0	2	2	0	8	0
Unsatisfactory	0	0	0	0	0	0	0	0



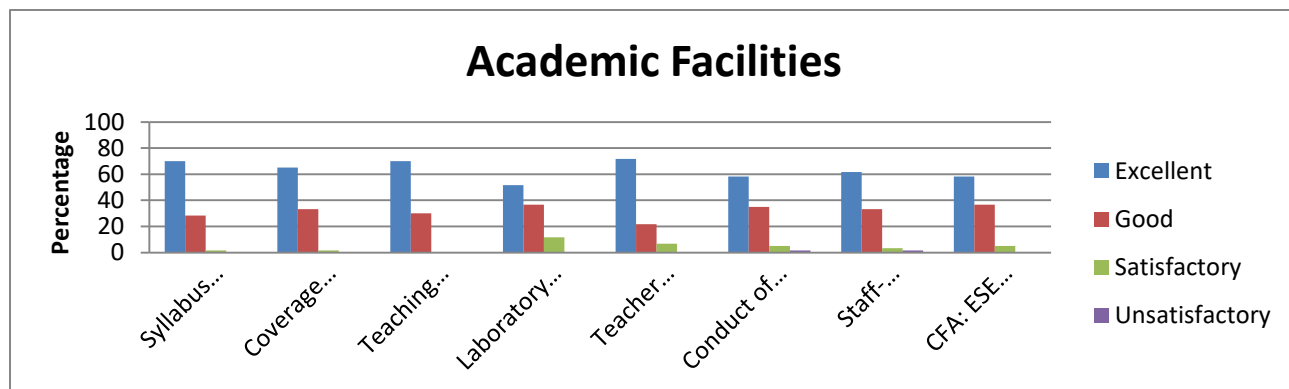
	Campus facilities (Percentage)								
	Classrooms	Internet Browsing	Amenity / Services	Hostel	Recreation	Health Care	General Library	Department Library	Extracurricular
Excellent	78	54	46	28	42	44	80	76	48
Good	22	40	50	58	58	52	16	24	46
Satisfactory	0	6	4	12	0	4	4	0	6
Unsatisfactory	0	0	0	2	0	0	0	0	0



	Extension Activities (Percentage)							
	Outreach Activities	Participation in Extension Activities	Your Overall Observation about	Program of your Study	Facilities Made Available	Administrative Support Given	Extra-Curricular Activities Provided	Examination System
Excellent	62	42	54	62	64	58	54	64
Good	36	54	46	38	34	40	42	34
Satisfactory	2	4	0	0	2	2	4	0
Unsatisfactory	0	0	0	0	0	0	0	2

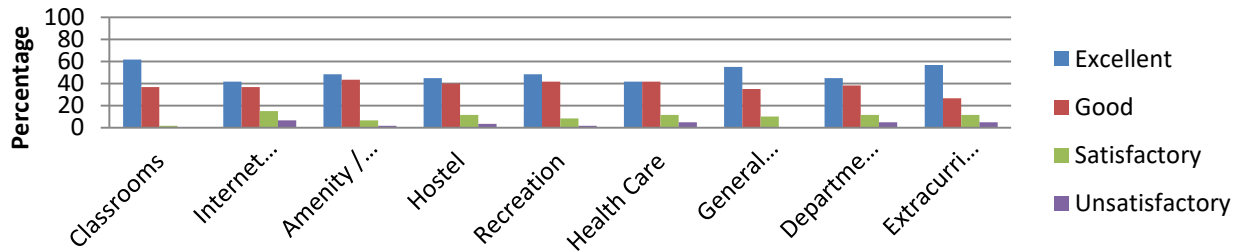
1.4.1 Students Feedback Form (Nutrition and Dietetics – year wise from (2019-2020))

Total Number of Students : 60



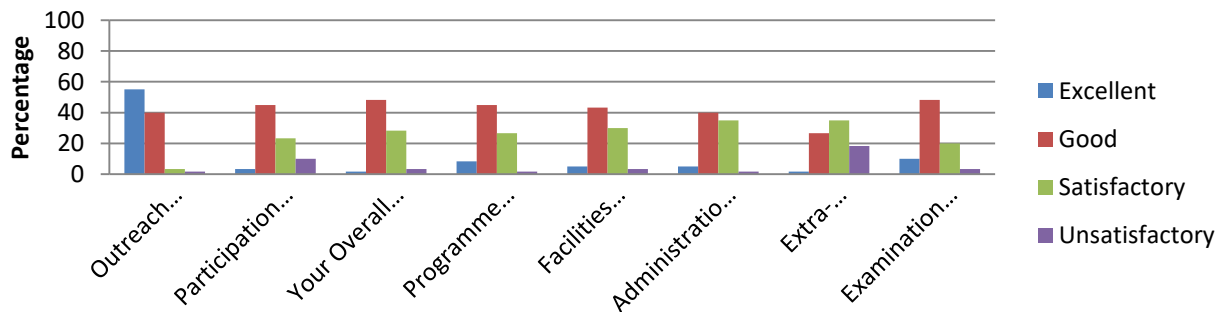
	Academic Facilities (Percentage)							
	Syllabus Content	Coverage of Syllabus	Teaching Methods	Laboratory Facilities	Teacher Guidance and Counselling	Conduct of CFA Tests / ESE	Staff-Student Relationship	CFA: ESE Weightage
Excellent	70	65	70	51.67	71.67	58.33	61.67	58.33
Good	28.33	33.33	30	36.67	21.67	35	33.33	36.67
Satisfactory	1.67	1.67	0	11.67	6.67	5	3.33	5
Unsatisfactory	0	0	0	0	0	1.67	1.67	0

Campus Facilities



	Campus facilities (Percentage)								
	Classrooms	Internet Browsing	Amenity / Services	Hostel	Recreation	Health Care	General Library	Department Library	Extracurricular
Excellent	61.67	41.67	48.33	45	48.33	41.67	55	45	56.67
Good	36.67	36.67	43.33	40	41.67	41.67	35	38.33	26.67
Satisfactory	1.67	15	6.67	11.67	8.33	11.67	10	11.67	11.67
Unsatisfactory	0	6.67	1.67	3.33	1.67	5	0	5	5

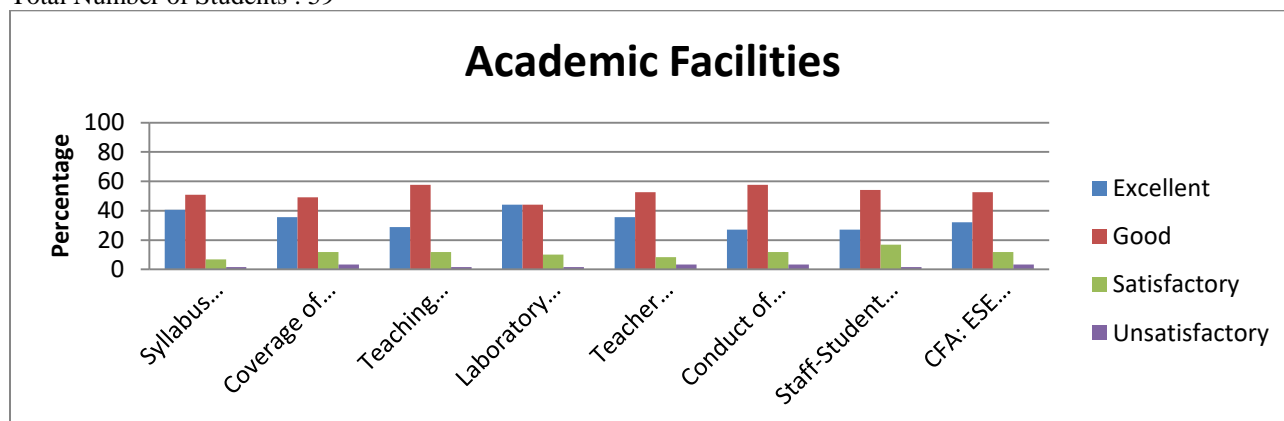
Extension Activities



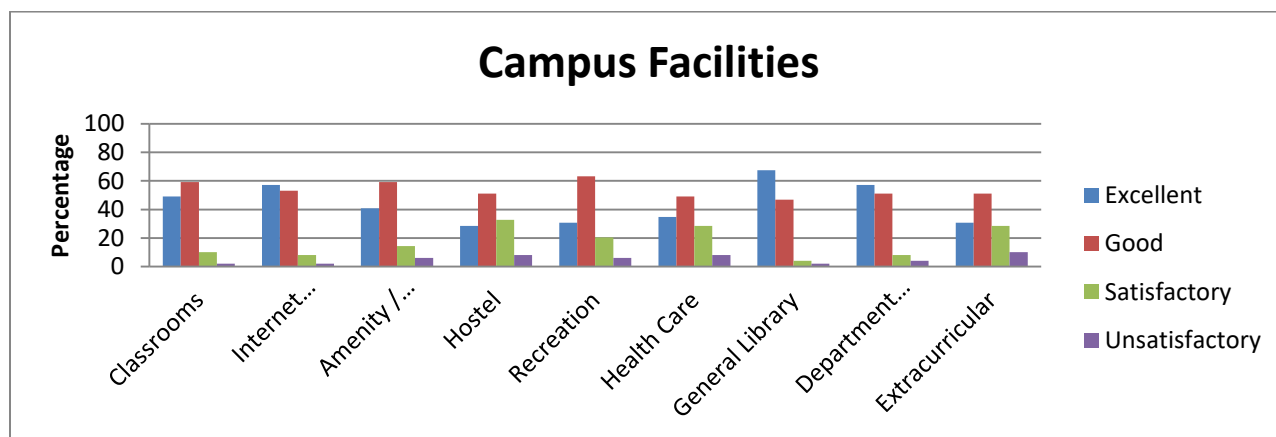
	Extension Activities (Percentage)							
	Outreach Activities	Participation in Extension Activities	Your Overall Observation about	Programme of your Study	Facilities Made Available	Administration Support Given	Extra-Curricular Activities Provided	Examination System
Excellent	55	3.33	1.67	8.33	5	5	1.67	10
Good	40	45	48.33	45	43.33	40	26.67	48.33
Satisfactory	3.33	23.33	28.33	26.67	30	35	35	20
Unsatisfactory	1.67	10	3.33	1.67	3.33	1.67	18.33	3.33

1.4.1 Students Feedback Form (Physics – year wise from (2019-2020))

Total Number of Students : 59

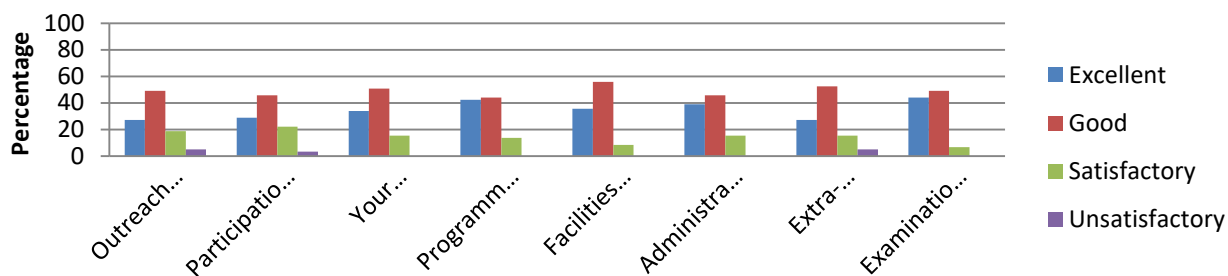


	Academic Facilities (Percentage)							
	Syllabus Content	Coverage of Syllabus	Teaching Methods	Laboratory Facilities	Teacher Guidance and Counselling	Conduct of CFA Tests / ESE	Staff-Student Relationship	CFA: ESE Weightage
Excellent	40.68	35.59	28.81	44.07	35.59	27.12	27.12	32.2
Good	50.85	49.15	57.63	44.07	52.54	57.63	54.24	52.54
Satisfactory	6.78	11.86	11.86	10.17	8.47	11.86	16.95	11.86
Unsatisfactory	1.69	3.39	1.69	1.69	3.39	3.39	1.69	3.39



	Campus facilities (Percentage)								
	Classrooms	Internet Browsing	Amenity / Services	Hostel	Recreation	Health Care	General Library	Department Library	Extracurricular
Excellent	48.98	57.14	40.82	28.57	30.61	34.69	67.35	57.14	30.61
Good	59.18	53.06	59.18	51.02	63.27	48.98	46.94	51.02	51.02
Satisfactory	10.2	8.16	14.29	32.65	20.41	28.57	4.08	8.16	28.57
Unsatisfactory	2.04	2.04	6.12	8.16	6.12	8.16	2.04	4.08	10.2

Extension Activities

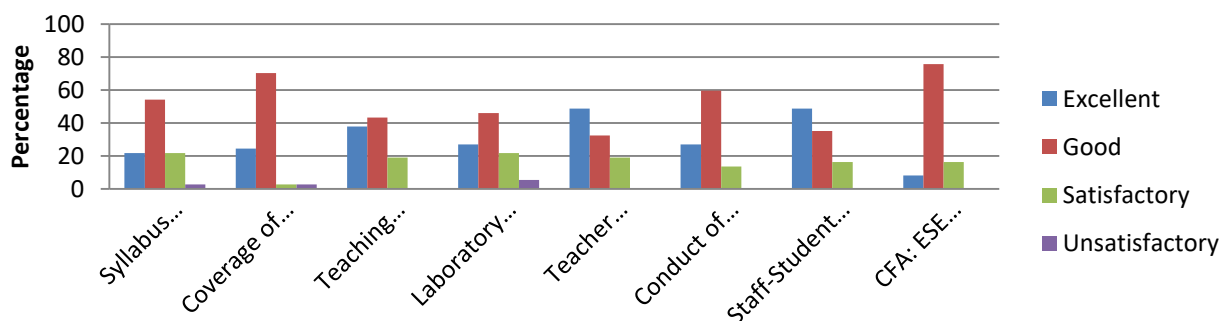


	Extension Activities (Percentage)							
	Outreach Activities	Participati on in Extension Activities	Your Overall Observati on about	Program me of your Study	Facilitie s Made Availabl e	Administrati on Support Given	Extra- Curricul ar Activitie s Provide d	Examinati on System
Excellent	27.12	28.81	33.9	42.37	35.59	38.98	27.12	44.07
Good	49.15	45.76	50.85	44.07	55.93	45.76	52.54	49.15
Satisfactory	18.64	22.03	15.25	13.56	8.47	15.25	15.25	6.78
Unsatisfactory	5.08	3.39	0	0	0	0	5.08	0

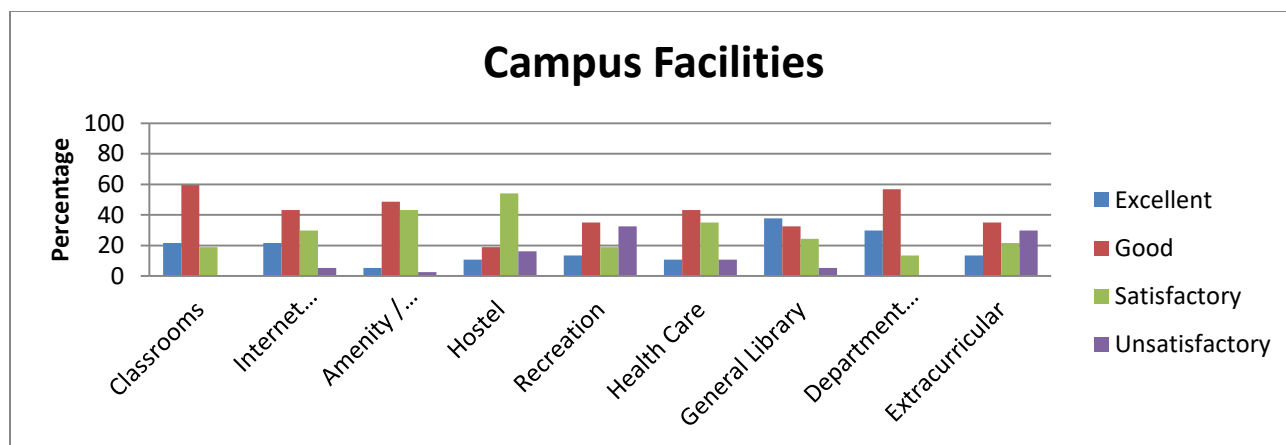
1.4.1 Students Feedback Form (Psychology – year wise from (2019-2020))

Total Number of Students : 37

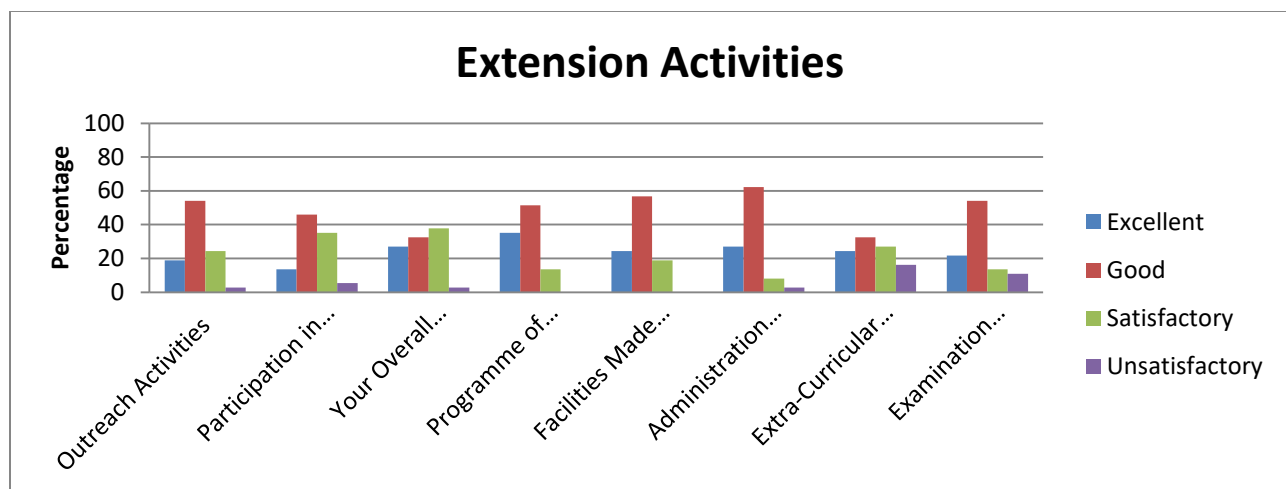
Academic Facilities



	Academic Facilities (Percentage)							
	Syllabus Content	Coverage of Syllabus	Teaching Methods	Laboratory Facilities	Teacher Guidance and Counselling	Conduct of CFA Tests / ESE	Staff- Student Relationship	CFA: ESE Weightage
Excellent	21.62	24.32	37.84	27.03	48.65	27.03	48.65	8.11
Good	54.05	70.27	43.24	45.95	32.43	59.46	35.14	75.68
Satisfactory	21.62	2.7	18.92	21.62	18.92	13.51	16.22	16.22
Unsatisfactory	2.7	2.7	0	5.41	0	0	0	0



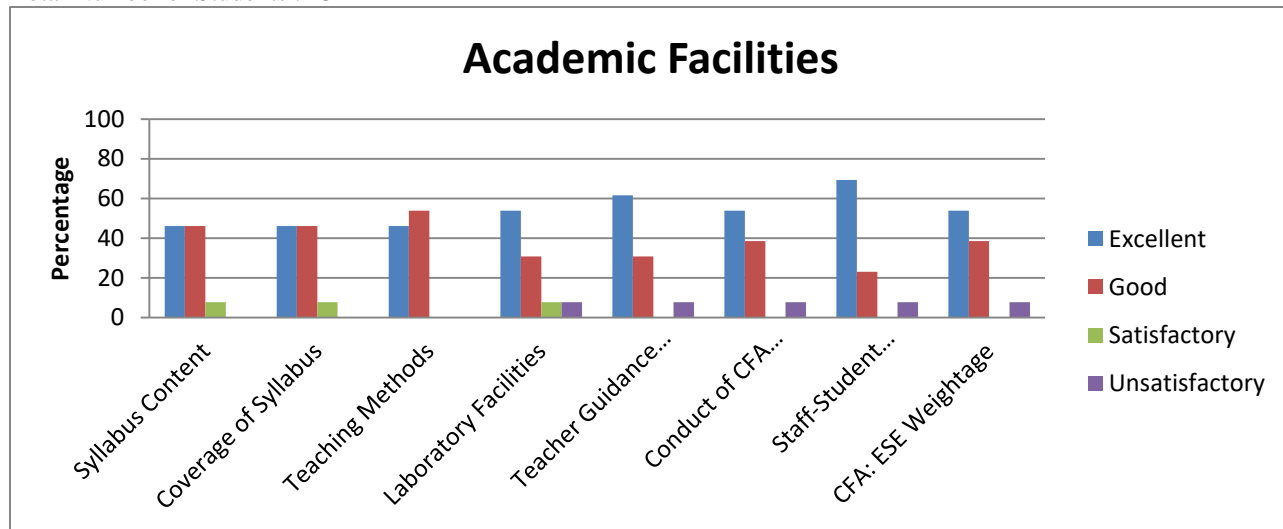
	Campus facilities (Percentage)								
	Classrooms	Internet Browsing	Amenity / Services	Hostel	Recreation	Health Care	General Library	Department Library	Extracurricular
Excellent	21.62	21.62	5.41	10.81	13.51	10.81	37.84	29.73	13.51
Good	59.46	43.24	48.65	18.92	35.14	43.24	32.43	56.76	35.14
Satisfactory	18.92	29.73	43.24	54.05	18.92	35.14	24.32	13.51	21.62
Unsatisfactory	0	5.41	2.7	16.22	32.43	10.81	5.41	0	29.73



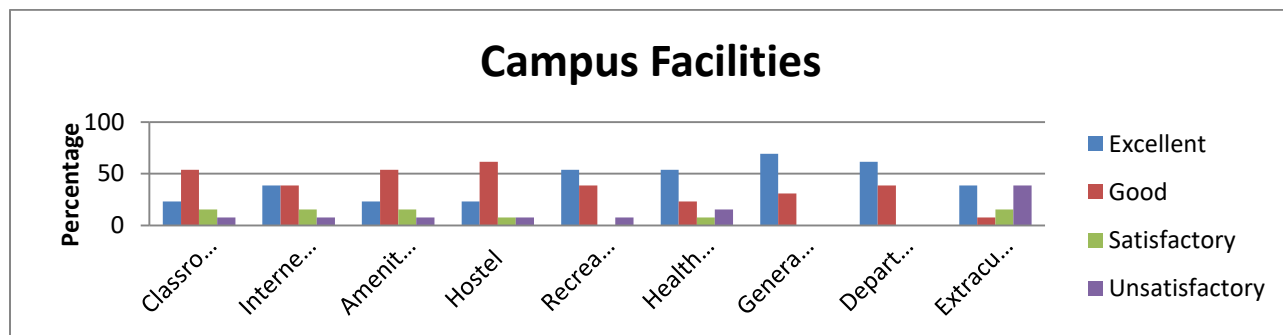
	Extension Activities (Percentage)							
	Outreach Activities	Participation in Extension Activities	Your Overall Observation about	Programme of your Study	Facilities Made Available	Administration Support Given	Extra-Curricular Activities Provided	Examination System
Excellent	18.92	13.51	27.03	35.14	24.32	27.03	24.32	21.62
Good	54.05	45.95	32.43	51.35	56.76	62.16	32.43	54.05
Satisfactory	24.32	35.14	37.84	13.51	18.92	8.11	27.03	13.51
Unsatisfactory	2.7	5.41	2.7	0	0	2.7	16.22	10.81

1.4.1 Students Feedback Form (Sociology – year wise from (2019-2020))

Total Number of Students : 13

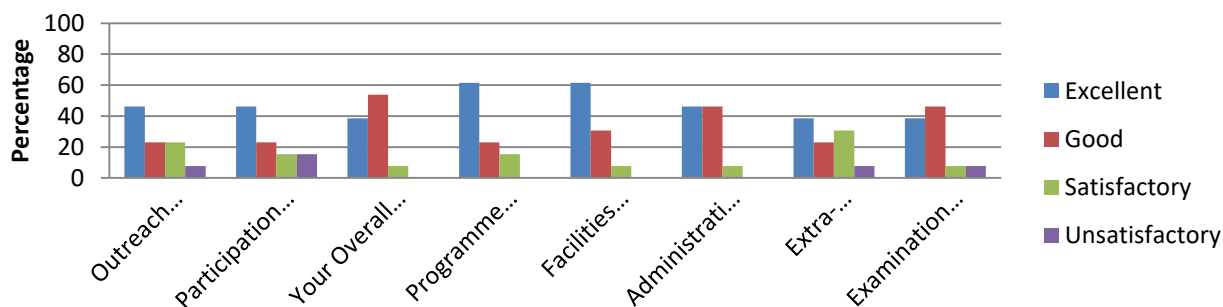


	Academic Facilities (Percentage)							
	Syllabus Content	Coverage of Syllabus	Teaching Methods	Laboratory Facilities	Teacher Guidance and Counselling	Conduct of CFA Tests / ESE	Staff-Student Relationship	CFA: ESE Weightage
Excellent	46.15	46.15	46.15	53.85	61.54	53.85	69.23	53.85
Good	46.15	46.15	53.85	30.77	30.77	38.46	23.08	38.46
Satisfactory	7.69	7.69	0	7.69	0	0	0	0
Unsatisfactory	0	0	0	7.69	7.69	7.69	7.69	7.69



	Campus facilities (Percentage)								
	Classrooms	Internet Browsing	Amenity / Services	Hostel	Recreation	Health Care	General Library	Department Library	Extracurricular
Excellent	23.08	38.46	23.08	23.08	53.85	53.85	69.23	61.54	38.46
Good	53.85	38.46	53.85	61.54	38.46	23.08	30.77	38.46	7.69
Satisfactory	15.38	15.38	15.38	7.69	0	7.69	0	0	15.38
Unsatisfactory	7.69	7.69	7.69	7.69	7.69	15.38	0	0	38.46

Extension Activities

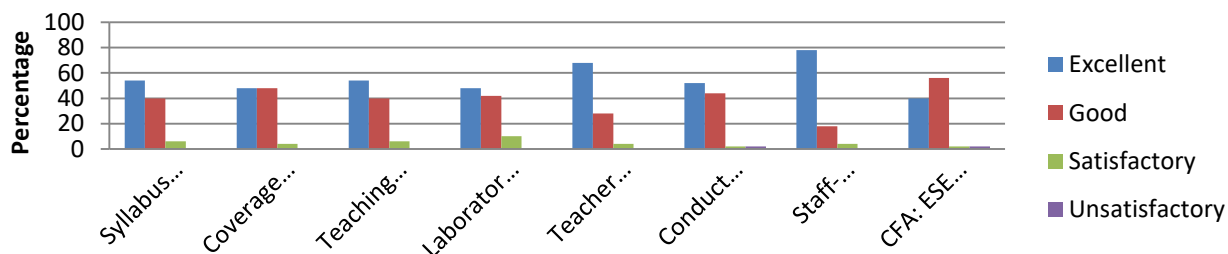


	Extension Activities (Percentage)							
	Outreach Activities	Participation in Extension Activities	Your Overall Observation about	Programme of your Study	Facilities Made Available	Administrative Support Given	Extra-Curricular Activities Provided	Examination System
Excellent	46.15	46.15	38.46	61.54	61.54	46.15	38.46	38.46
Good	23.08	23.08	53.85	23.08	30.77	46.15	23.08	46.15
Satisfactory	23.08	15.38	7.69	15.38	7.69	7.69	30.77	7.69
Unsatisfactory	7.69	15.38	0	0	0	0	7.69	7.69

1.4.1 Students Feedback Form (Statistics – year wise from (2019-2020))

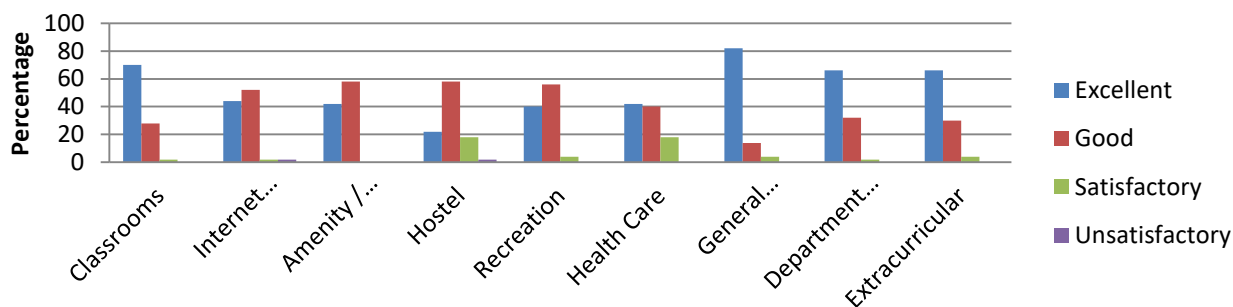
Total Number of Students : 50

Academic Facilities



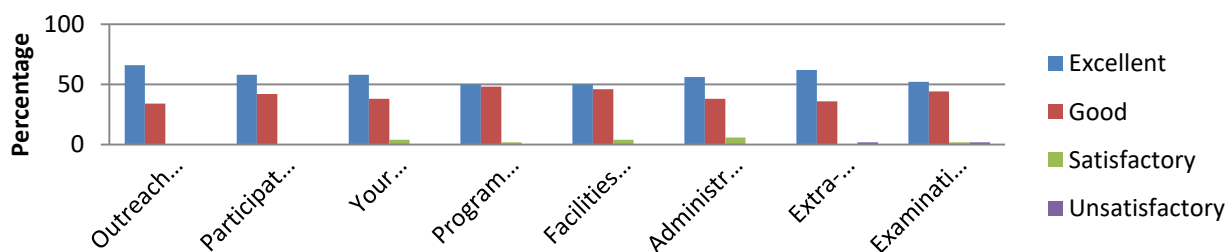
	Academic Facilities (Percentage)							
	Syllabus Content	Coverage of Syllabus	Teaching Methods	Laboratory Facilities	Teacher Guidance and Counselling	Conduct of CFA Tests / ESE	Staff-Student Relationship	CFA: ESE Weightage
Excellent	54	48	54	48	68	52	78	40
Good	40	48	40	42	28	44	18	56
Satisfactory	6	4	6	10	4	2	4	2
Unsatisfactory	0	0	0	0	0	2	0	2

Campus Facilities



	Campus facilities (Percentage)								
	Classrooms	Internet Browsing	Amenity / Services	Hostel	Recreation	Health Care	General Library	Department Library	Extracurricular
Excellent	70	44	42	22	40	42	82	66	66
Good	28	52	58	58	56	40	14	32	30
Satisfactory	2	2	0	18	4	18	4	2	4
Unsatisfactory	0	2	0	2	0	0	0	0	0

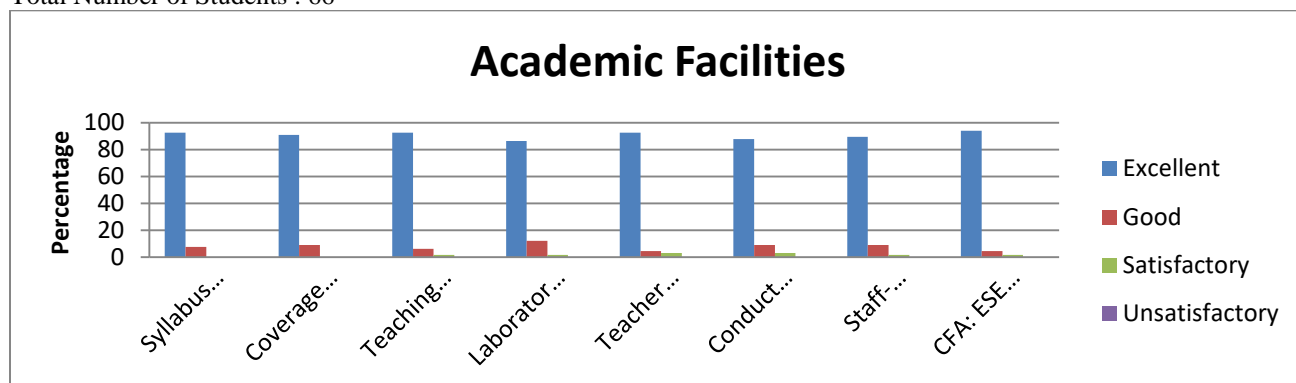
Extension Activities



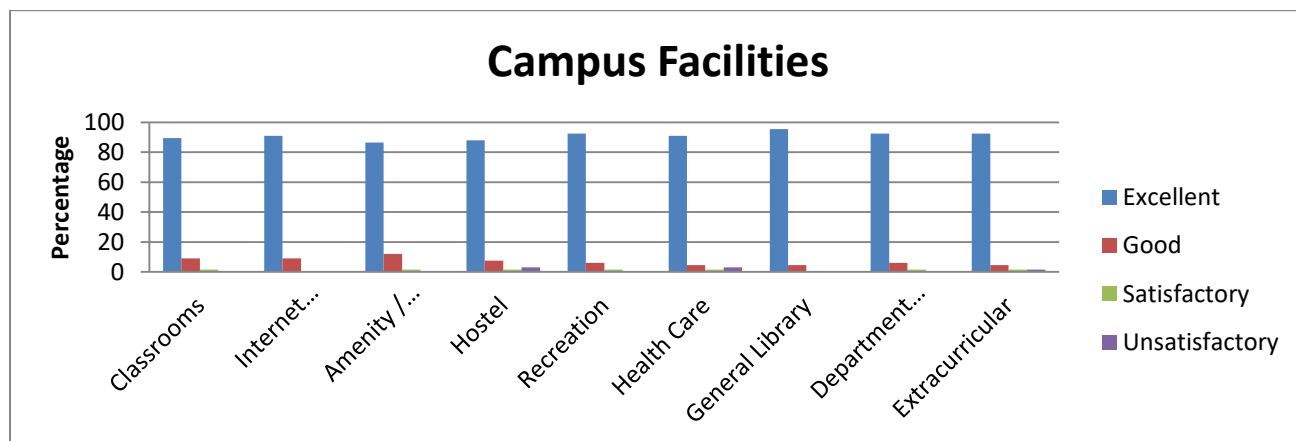
	Extension Activities (Percentage)							
	Outreach Activities	Participation in Extension Activities	Your Overall Observation about	Program me of your Study	Facilities Made Available	Administrati on Support Given	Extra-Curricular Activities Provided	Examination System
Excellent	66	58	58	50	50	56	62	52
Good	34	42	38	48	46	38	36	44
Satisfactory	0	0	4	2	4	6	0	2
Unsatisfactory	0	0	0	0	0	0	2	2

1.4.1 Students Feedback Form (Tamil – year wise from (2019-2020))

Total Number of Students : 66

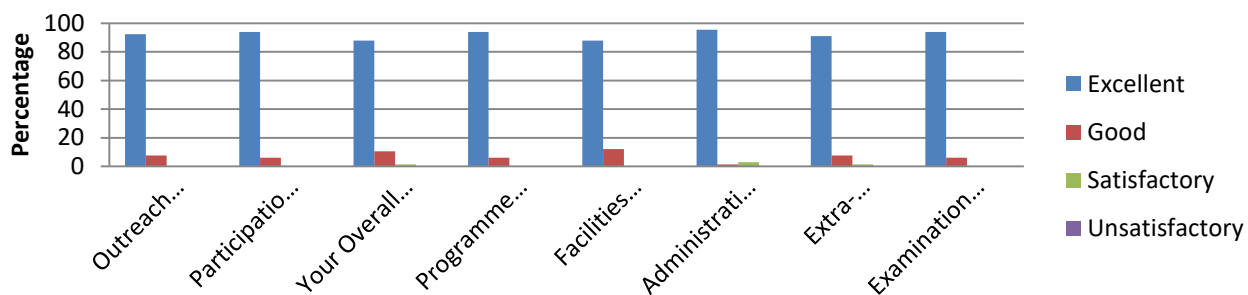


	Academic Facilities (Percentage)							
	Syllabus Content	Coverage of Syllabus	Teaching Methods	Laboratory Facilities	Teacher Guidance and Counselling	Conduct of CFA Tests / ESE	Staff-Student Relationship	CFA: ESE Weightage
Excellent	92.42	90.91	92.42	86.36	92.42	87.88	89.39	93.94
Good	7.58	9.09	6.06	12.12	4.55	9.09	9.09	4.55
Satisfactory	0	0	1.52	1.52	3.03	3.03	1.52	1.52
Unsatisfactory	0	0	0	0	0	0	0	0



	Campus facilities (Percentage)								
	Classrooms	Internet Browsing	Amenity / Services	Hostel	Recreation	Health Care	General Library	Department Library	Extracurricular
Excellent	89.39	90.91	86.36	87.88	92.42	90.91	95.45	92.42	92.42
Good	9.09	9.09	12.12	7.58	6.06	4.55	4.55	6.06	4.55
Satisfactory	1.52	0	1.52	1.52	1.52	1.52	0	1.52	1.52
Unsatisfactory	0	0	0	3.03	0	3.03	0	0	1.52

Extension Activities

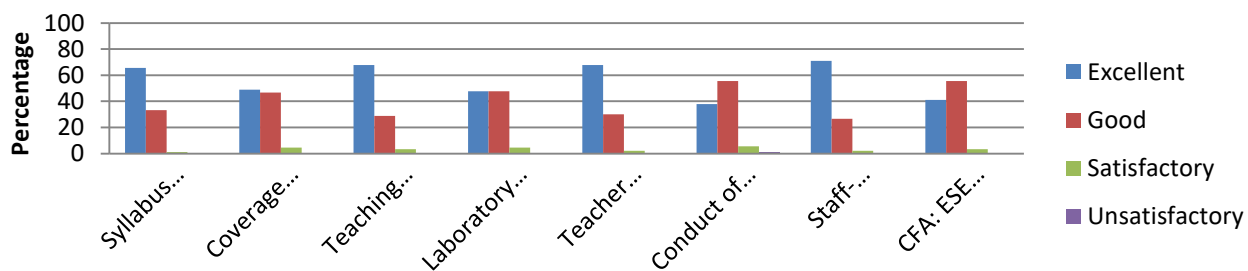


	Extension Activities (Percentage)							
	Outreach Activities	Participation in Extension Activities	Your Overall Observation about	Programme of your Study	Facilities Made Available	Administrative Support Given	Extra-Curricular Activities Provided	Examination System
Excellent	92.42	93.94	87.88	93.94	87.88	95.45	90.91	93.94
Good	7.58	6.06	10.61	6.06	12.12	1.52	7.58	6.06
Satisfactory	0	0	1.52	0	0	3.03	1.52	0
Unsatisfactory	0	0	0	0	0	0	0	0

1.4.1 Students Feedback Form (Textiles and Apparel Design – year wise from (2019-2020))

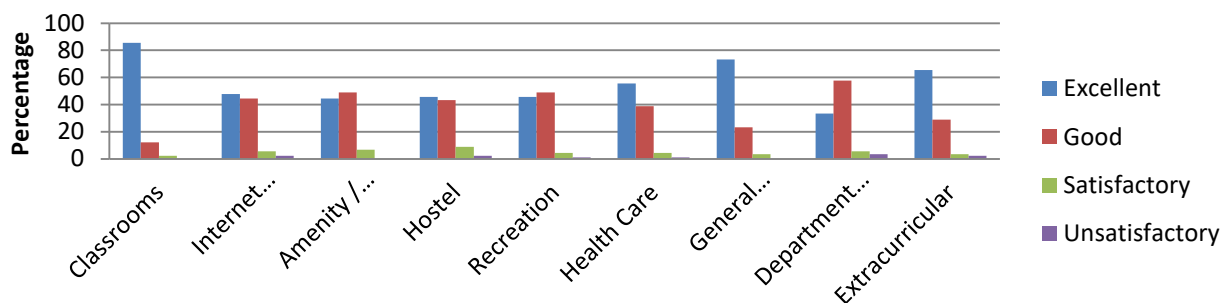
Total Number of Students : 90

Academic Facilities



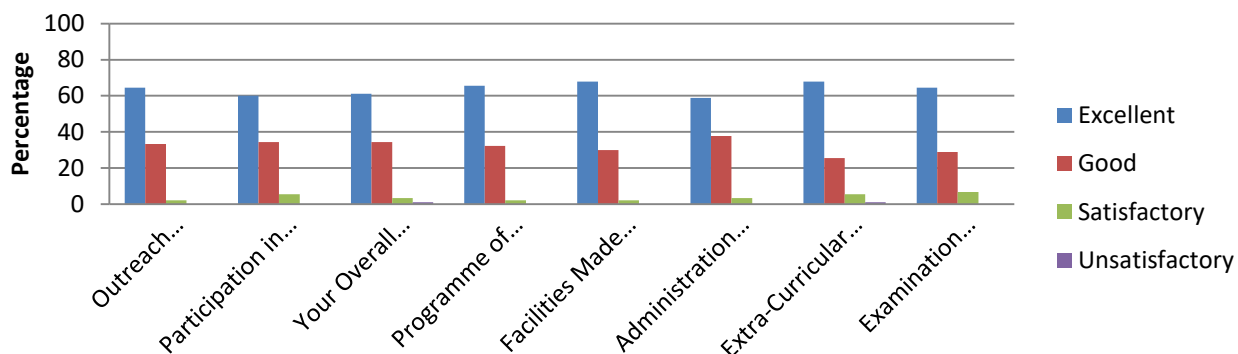
	Academic Facilities (Percentage)							
	Syllabus Content	Coverage of Syllabus	Teaching Methods	Laboratory Facilities	Teacher Guidance and Counselling	Conduct of CFA Tests / ESE	Staff-Student Relationship	CFA: ESE Weightage
Excellent	65.56	48.89	67.78	47.78	67.78	37.78	71.11	41.11
Good	33.33	46.67	28.89	47.78	30	55.56	26.67	55.56
Satisfactory	1.11	4.44	3.33	4.44	2.22	5.56	2.22	3.33
Unsatisfactory	0	0	0	0	0	1.11	0	0

Campus Facilities



	Campus facilities (Percentage)								
	Classrooms	Internet Browsing	Amenity / Services	Hostel	Recreation	Health Care	General Library	Department Library	Extracurricular
Excellent	85.56	47.78	44.44	45.56	45.56	55.56	73.33	33.33	65.56
Good	12.22	44.44	48.89	43.33	48.89	38.89	23.33	57.78	28.89
Satisfactory	2.22	5.56	6.67	8.89	4.44	4.44	3.33	5.56	3.33
Unsatisfactory	0	2.22	0	2.22	1.11	1.11	0	3.33	2.22

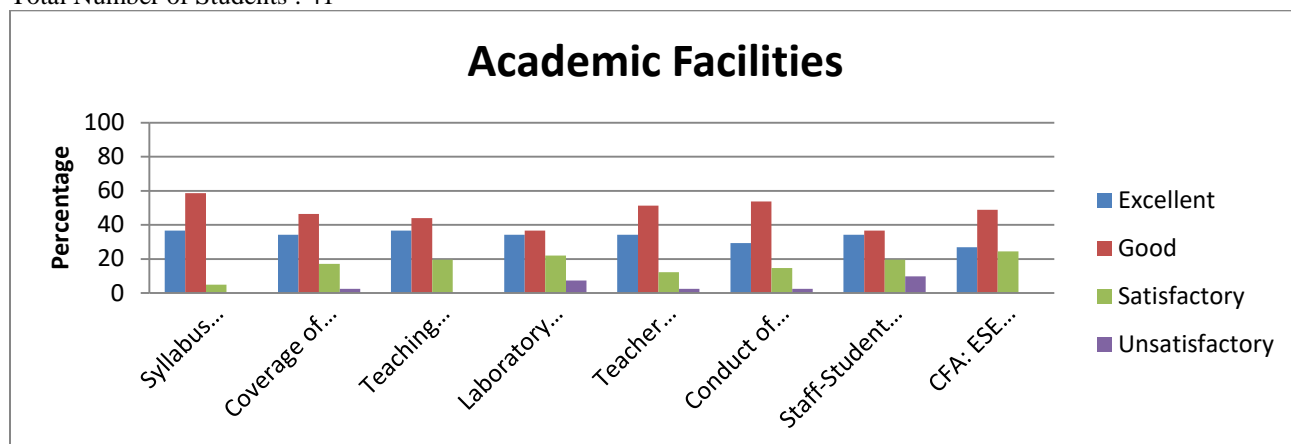
Extension Activities



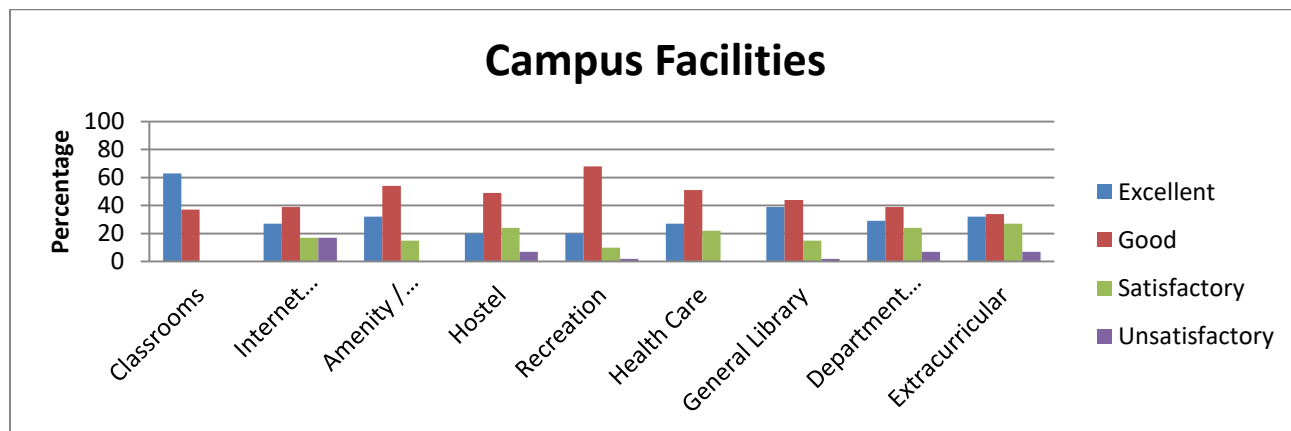
	Extension Activities (Percentage)							
	Outreach Activities	Participation in Extension Activities	Your Overall Observation about	Programme of your Study	Facilities Made Available	Administration Support Given	Extra-Curricular Activities Provided	Examination System
Excellent	64.44	60	61.11	65.56	67.78	58.89	67.78	64.44
Good	33.33	34.44	34.44	32.22	30	37.78	25.56	28.89
Satisfactory	2.22	5.56	3.33	2.22	2.22	3.33	5.56	6.67
Unsatisfactory	0	0	1.11	0	0	0	1.11	0

1.4.1 Students Feedback Form (Zoology – year wise from (2019-2020))

Total Number of Students : 41

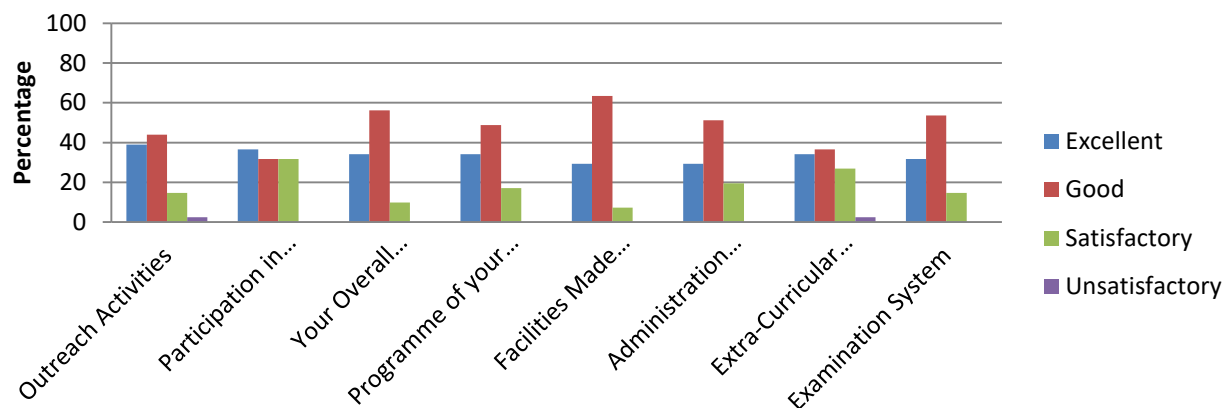


	Academic Facilities (Percentage)							
	Syllabus Content	Coverage of Syllabus	Teaching Methods	Laboratory Facilities	Teacher Guidance and Counselling	Conduct of CFA Tests / ESE	Staff-Student Relationship	CFA: ESE Weightage
Excellent	36.59	34.15	36.59	34.15	34.15	29.27	34.15	26.83
Good	58.54	46.34	43.9	36.59	51.22	53.66	36.59	48.78
Satisfactory	4.88	17.07	19.51	21.95	12.2	14.63	19.51	24.39
Unsatisfactory	0	2.44	0	7.32	2.44	2.44	9.76	0



	Campus facilities (Percentage)								
	Classrooms	Internet Browsing	Amenity / Services	Hostel	Recreation	Health Care	General Library	Department Library	Extracurricular
Excellent	63	27	32	20	20	27	39	29	32
Good	37	39	54	49	68	51	44	39	34
Satisfactory	0	17	15	24	10	22	15	24	27
Unsatisfactory	0	17	0	7	2	0	2	7	7

Extension Activities



	Extension Activities (Percentage)							
	Outreach Activities	Participation in Extension Activities	Your Overall Observation about	Programme of your Study	Facilities Made Available	Administration Support Given	Extra-Curricular Activities Provided	Examination System
Excellent	39.02	36.59	34.15	34.15	29.27	29.27	34.15	31.71
Good	43.9	31.71	56.1	48.78	63.41	51.22	36.59	53.66
Satisfactory	14.63	31.71	9.76	17.07	7.32	19.51	26.83	14.63
Unsatisfactory	2.44	0	0	0	0	0	2.44	0

2. FEEDBACK FROM TEACHERS

We have taken the feedback from teacher on design and review of syllabus. We have designed a special feedback form on curriculum development. We have received feedback from 153 teachers. The details of feedback are as follows.

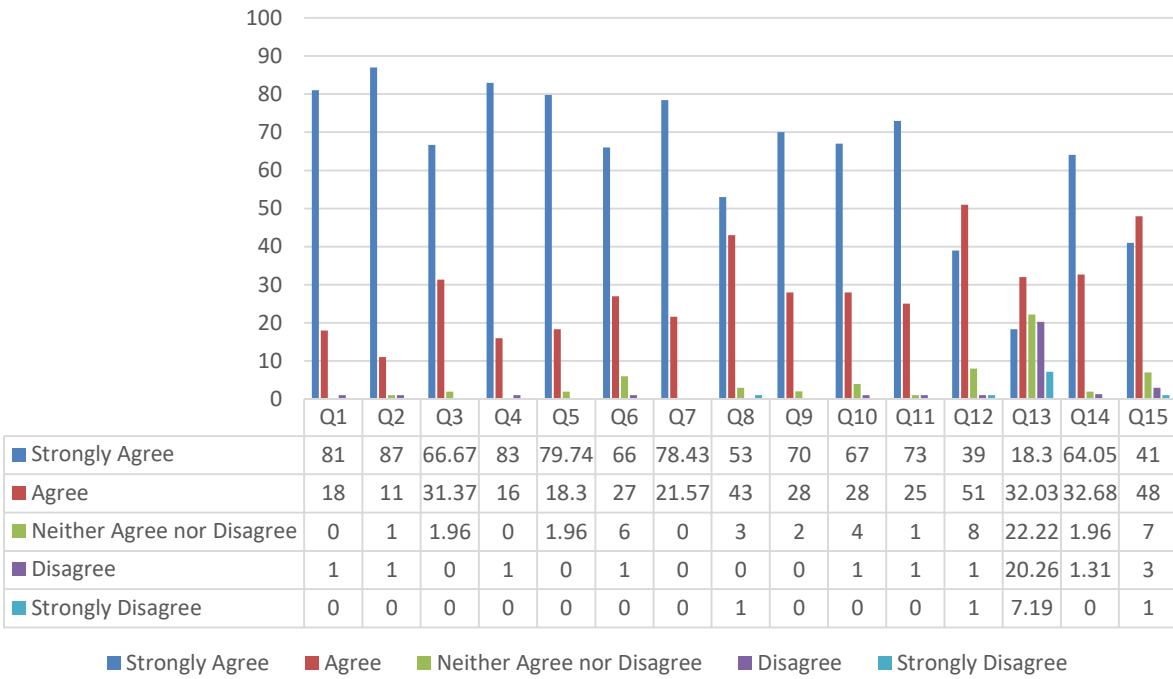
A) Number of feedbacks received = 153

Analysis of feedbacks received from Teachers (year wise from 2019-20)

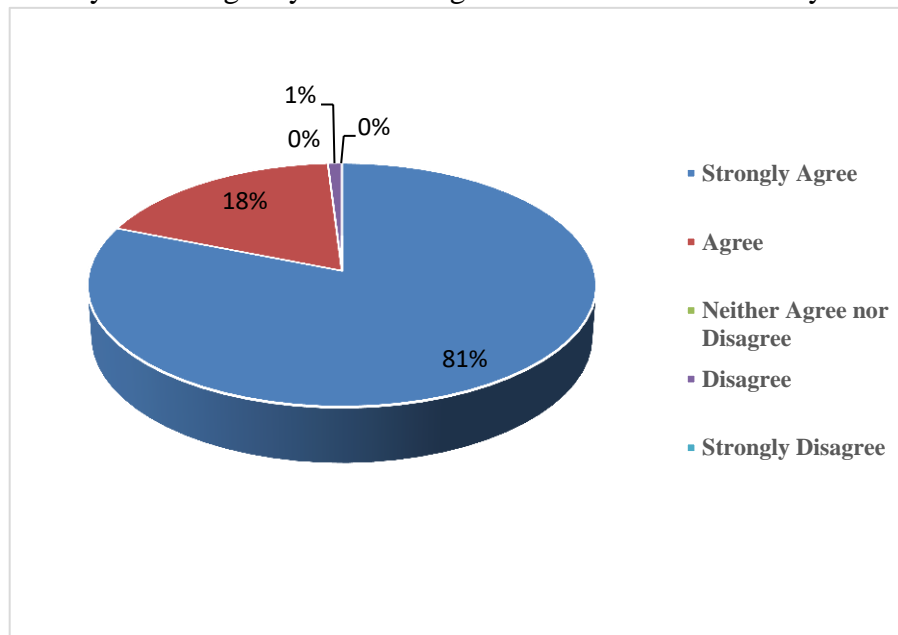
Year		2019-20				
Rating		Strongly Agree	Agree	Neither Agree nor Disagree	Disagree	Strongly Disagree
The courses / syllabic taught by me have a good balance between theory and application (Q. No.1)	COUNT	123	28	0	1	0
	%	81	18	0	1	0
The objectives of the syllabi are well defined (Q. No. 2)	COUNT	133	18	1	1	0
	%	87	11	1	1	0
The books/journals listed as reference materials are relevant, updated and cover the entire syllabi (Q. No. 3)	COUNT	102	48	3	0	0
	%	66.67	31.37	1.96	0.0	0.0
The course/syllabi taught by me increased my interest, knowledge, and perspective in the subject area (Q. No. 4)	COUNT	128	24	0	1	0
	%	83	16	0.0	1	0
University has given me full freedom to adopt new techniques/methods for learners' participation (Q. No. 5)	COUNT	122	28	3	0	0
	%	79.74	18.3	1.96	0.0	0.0
I have the freedom to adopt new techniques/strategies of testing and assessment of students (Q. No. 6)	COUNT	101	42	9	1	0
	%	66	27	0	1	0

	COUNT	120	33	0	0	0
Tests and examinations are conducted well in time with proper coverage of all units in the syllabus (Q. No. 7)	%	78.43	21.57	0.0	0.0	0.0
The prescribed books are available in the Library is sufficient in numbers (Q. No. 8)	COUNT	81	66	5	0	1
	%	53	43	3	0.0	1
The environment in the University is conducive to teaching and research (Q. No. 9)	COUNT	107	43	3	0	0
	%	70	28	2	0.0	0.0
The administration is teacher friendly (Q. No. 10)	COUNT	103	43	6	1	0
	%	67	28	4	1	0
University provides opportunities/ support for upgrading their skills and qualifications (Q. No. 11)	COUNT	112	38	1	2	0
	%	73	25	1	1	0
ICT facilities in the University are adequate and satisfactory (Q. No. 12)	COUNT	60	79	12	1	1
	%	39	51	8	1	1
Separate space in University Canteen is available for Teachers (Q. No. 13)	COUNT	28	49	34	31	11
	%	18.3	32.03	22.22	20.26	7.19
The classrooms are clean and well maintained (Q. No. 14)	COUNT	98	50	3	2	0
	%	64.05	32.68	1.96	1.3	0.0
Toilets/washrooms are clean and properly maintained (Q. No. 15)	COUNT	63	74	11	4	1
	%	41	48	7	3	1

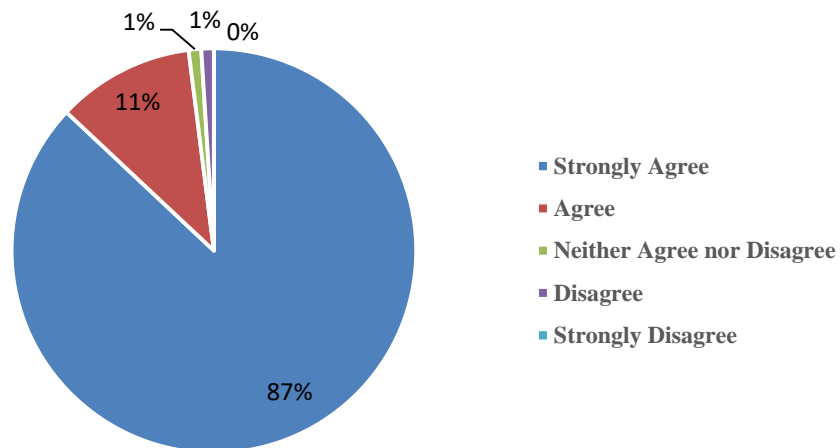
Chart Title



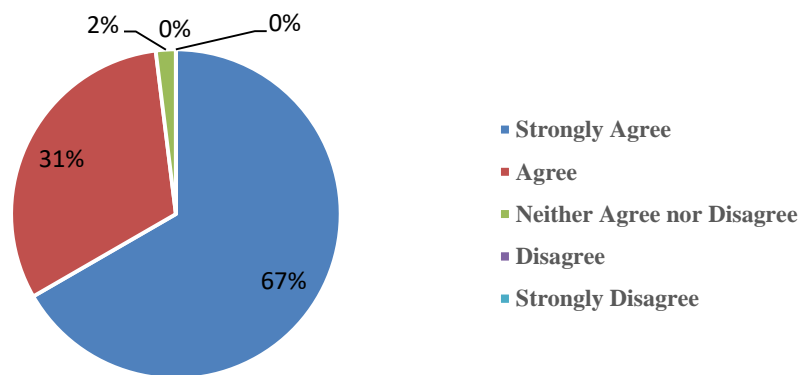
The courses / syllabic taught by me have a good balance between theory and application



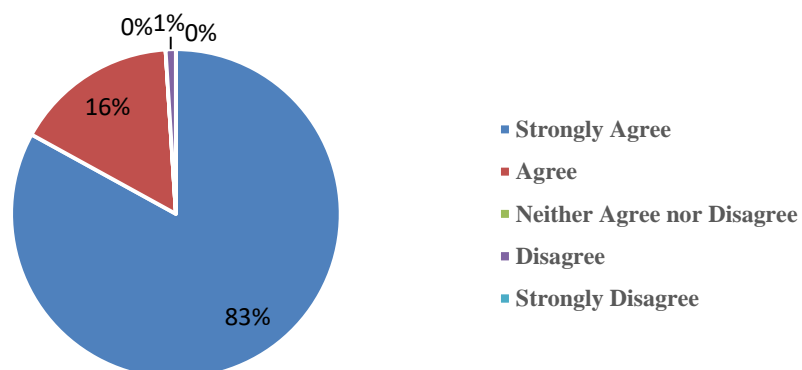
The objectives of the syllabi are well defined



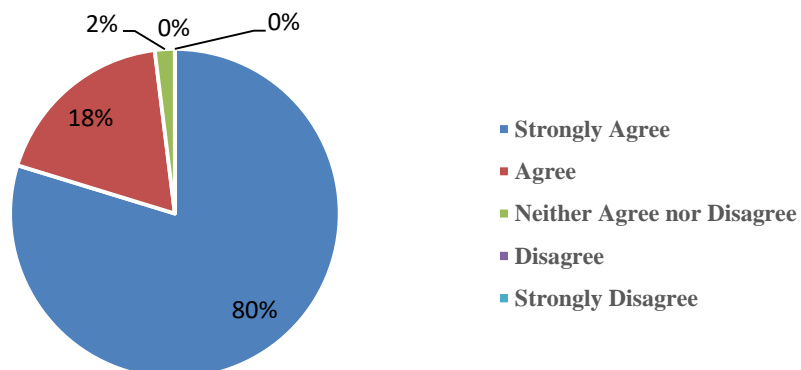
The books/journals listed as reference materials are relevant, updated and cover the entire syllabi



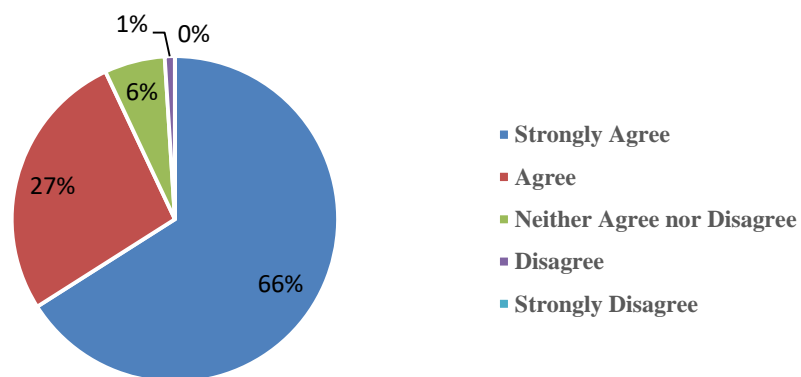
The course/syllabi taught by me increased my interest, knowledge, and perspective in the subject area



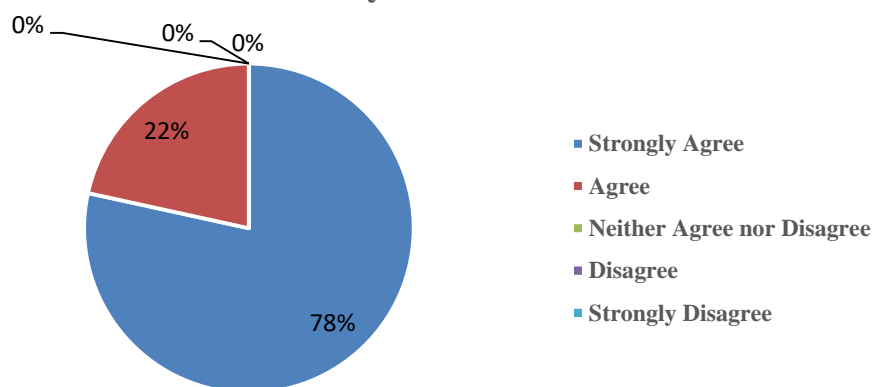
University has given me full freedom to adopt new techniques/methods for learners' participation



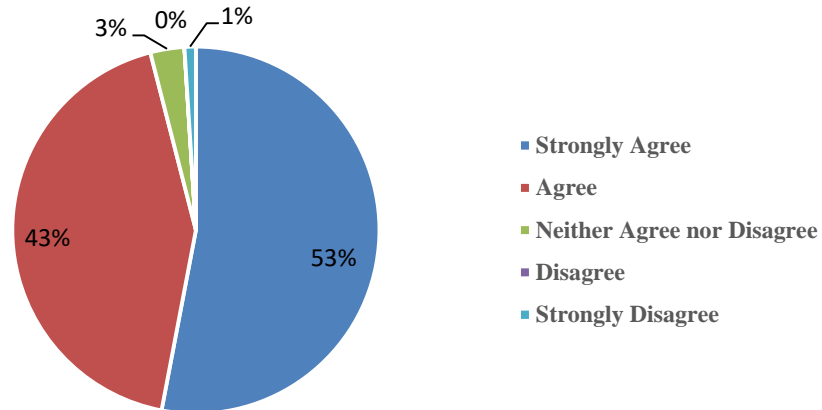
I have the freedom to adopt new techniques/strategies of testing and assessment of students



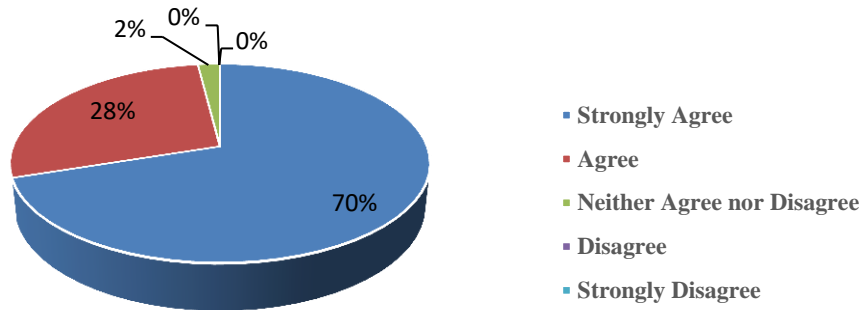
Tests and examinations are conducted well in time with proper coverage of all units in the syllabus



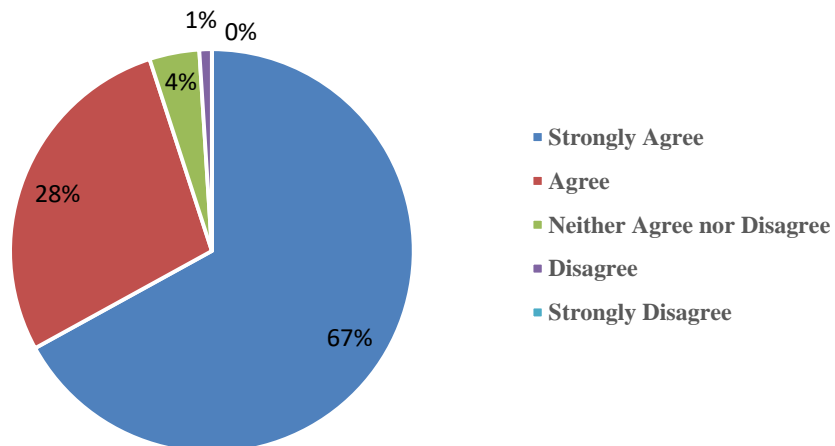
The prescribed books are available in the Library is sufficient in numbers



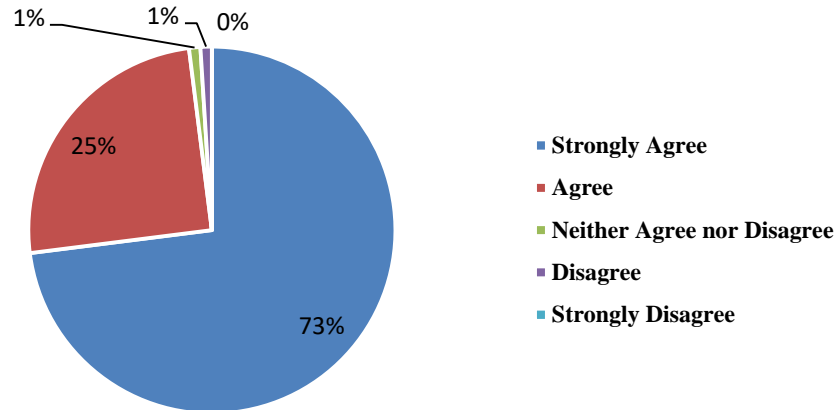
The environment in the University is conducive to teaching and research



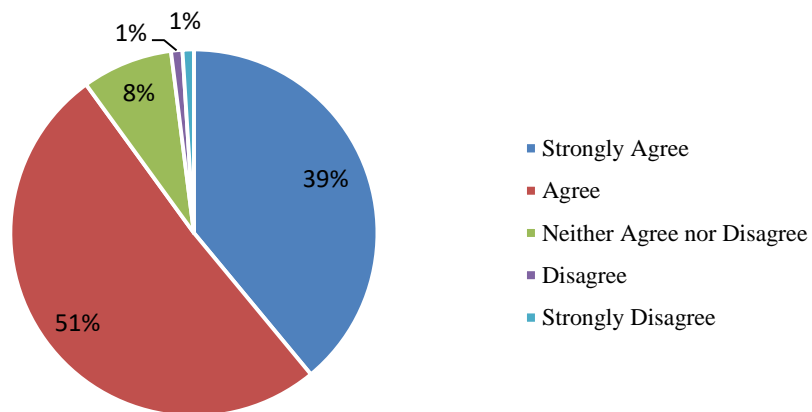
The administration is teacher friendly



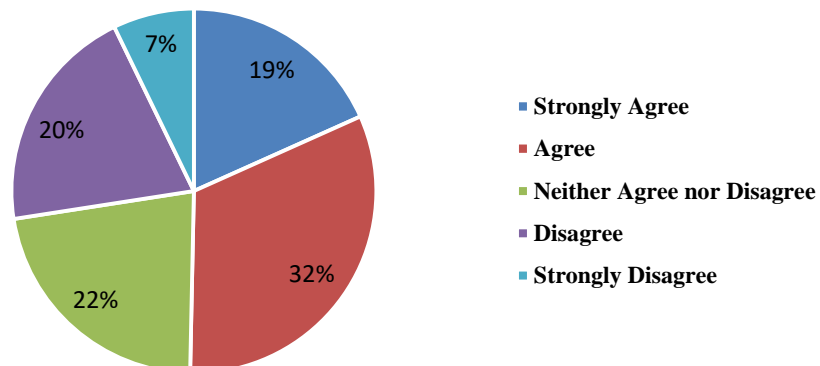
University provides opportunities/ support for upgrading their skills and qualifications



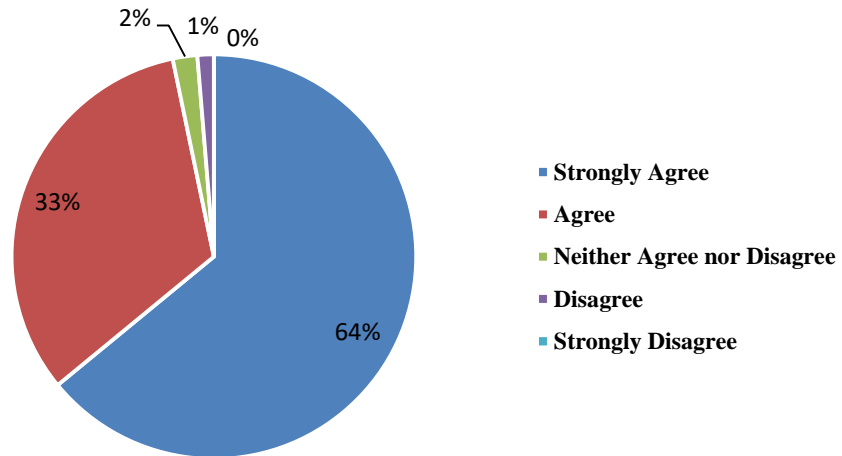
ICT facilities in the University are adequate and satisfactory



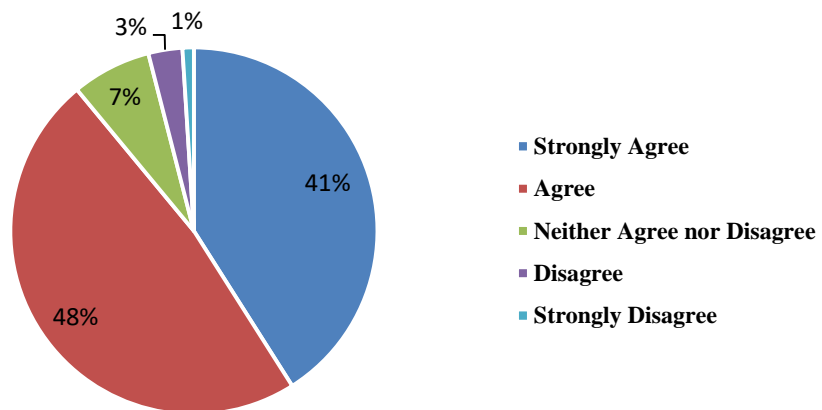
Separate space in University Canteen is available for Teachers



The classrooms are clean and well maintained



Toilets/washrooms are clean and properly maintained



3. FEEDBACK FROM EMPLOYEERS

We have received feedback from 268 employers. The details of feedback are as follow.

A) **Number of feedback received = 268**

Q.NO	Questions
Q.1.	Ability to contribute to the goal of the organization
Q.2.	Planning and organization skills
Q.3.	Communication skills and Soft skills
Q.4.	Obedience and relationship with seniors
Q.5.	Leadership, Team spirit and Initiative
Q.6.	Relationship with peers / subordinates
Q.7.	Willingness to learn new techniques, adopt new ideas etc.
Q.8.	Ability to use workplace etiquette
Q.9.	Ability to solve workplace problems
Q.10.	Innovation and creativity
Q.11.	Involvement in social activities
Q.12.	Simplicity and sense of belongingness
Q.13.	Respect for values in life

B) Questions Asked

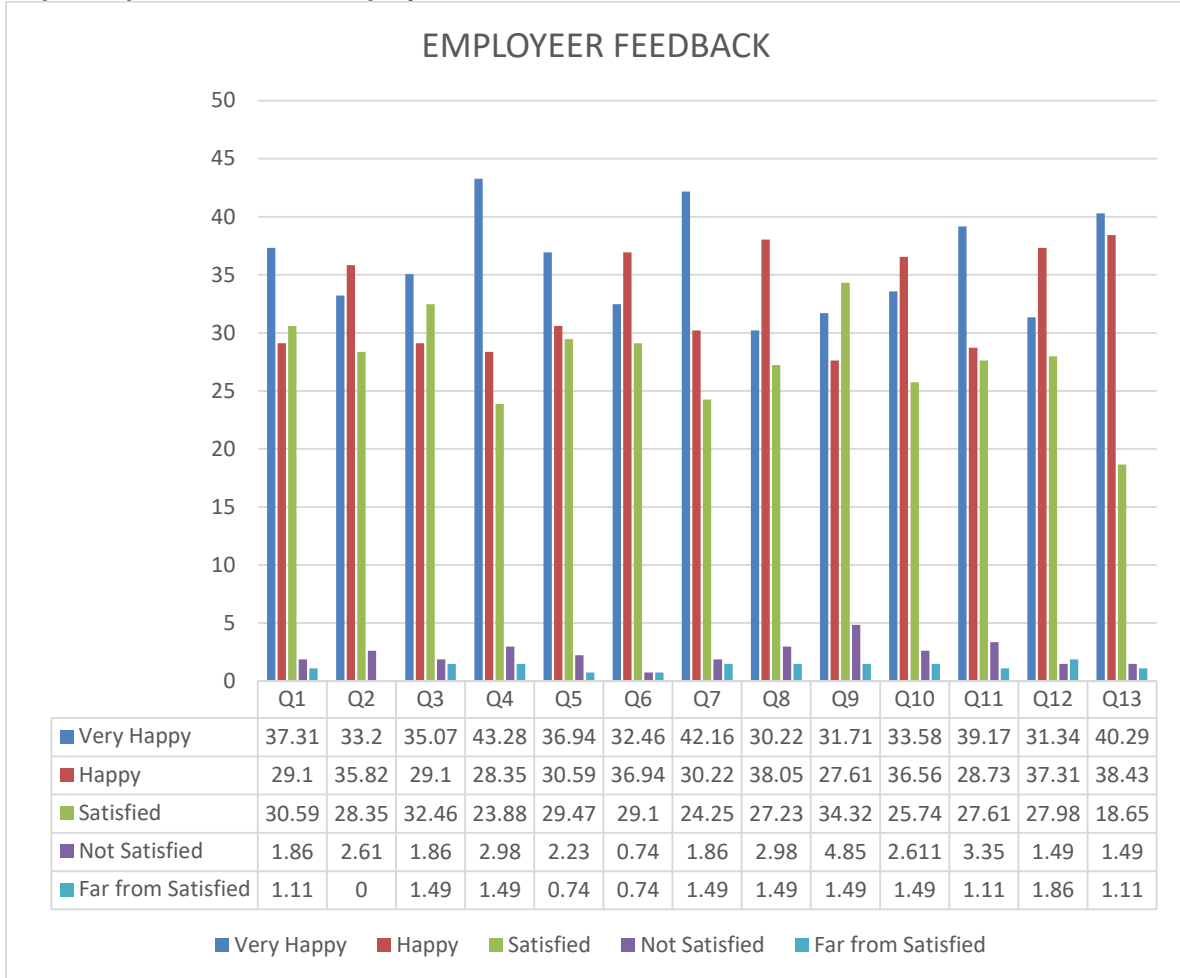
	Number of Respondents												
Rating	Q1	Q2	Q3	Q4	Q5	Q6	Q7	Q8	Q9	Q10	Q11	Q12	Q13
5	100	89	94	116	99	87	113	81	85	90	105	84	108
4	78	96	78	76	82	99	81	102	74	98	77	100	103
3	82	76	87	64	79	78	65	73	92	69	74	75	50
2	5	7	5	8	6	2	5	8	13	7	9	4	4
1	3	0	4	4	2	2	4	4	4	4	3	5	3

C) Analysis in terms of Count and percentage

	Percentage of Rating												
Rating	Q1	Q2	Q3	Q4	Q5	Q6	Q7	Q8	Q9	Q10	Q11	Q12	Q13
5	37.3		35.0	43.2	36.9	32.4	42.1	30.2	31.7	33.5	39.1	31.3	40.2
	1	33.2	7	8	4	6	6	2	1	8	7	4	9
4		35.8		28.3	30.5	36.9	30.2	38.0	27.6	36.5	28.7	37.3	38.4
	29.1	2	29.1	5	9	4	2	5	1	6	3	1	3
3	30.5	28.3	32.4	23.8	29.4		24.2	27.2	34.3	25.7	27.6	27.9	18.6
	9	5	6	8	7	29.1	5	3	2	4	1	8	5
2										2.61			
	1.86	2.61	1.86	2.98	2.23	0.74	1.86	2.98	4.85	1	3.35	1.49	1.49
1	1.11	0	1.49	1.49	0.74	0.74	1.49	1.49	1.49	1.49	1.11	1.86	1.11

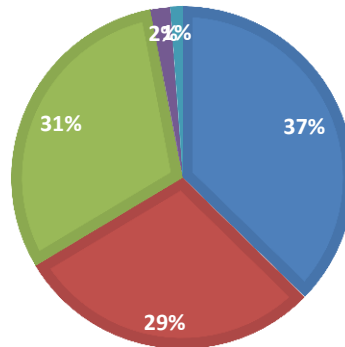
Note: 5 denotes 'Very Happy', 4 denotes 'Happy', 3 denotes 'Satisfied', 2 denotes 'Not Satisfied' and 1 denotes 'Far from Satisfied'

D) Graphical presentation of Employers feedback



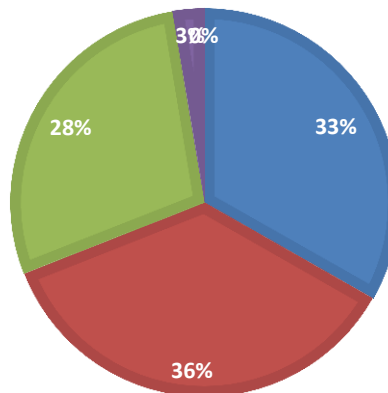
ABILITY TO CONTRIBUTE TO THE GOAL OF THE ORGANIZATION

■ Very Happy ■ Happy ■ Satisfied ■ Not Satisfied ■ Far from Satisfied



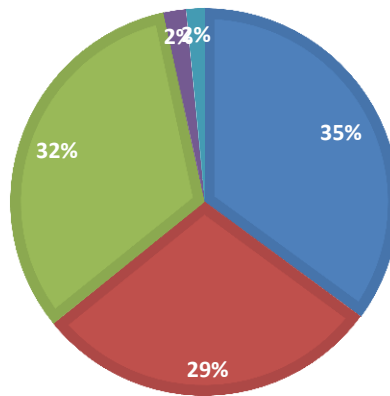
PLANNING AND ORGANIZATION SKILLS

■ Very Happy ■ Happy ■ Satisfied ■ Not Satisfied ■ Far from Satisfied



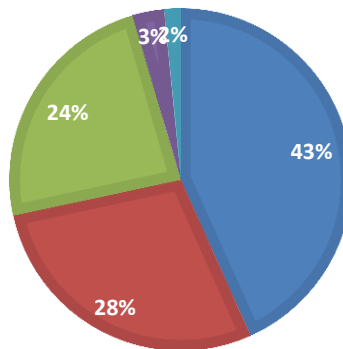
COMMUNICATION SKILLS AND SOFT SKILLS

■ Very Happy ■ Happy ■ Satisfied ■ Not Satisfied ■ Far from Satisfied



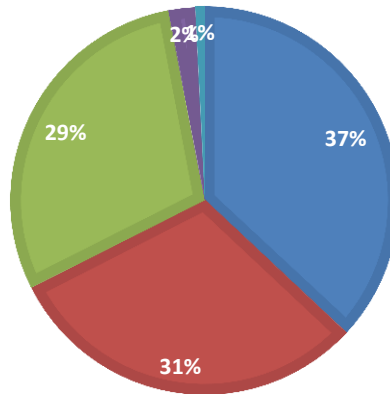
OBEDIENCE AND RELATIONSHIP WITH SENIORS

■ Very Happy ■ Happy ■ Satisfied ■ Not Satisfied ■ Far from Satisfied



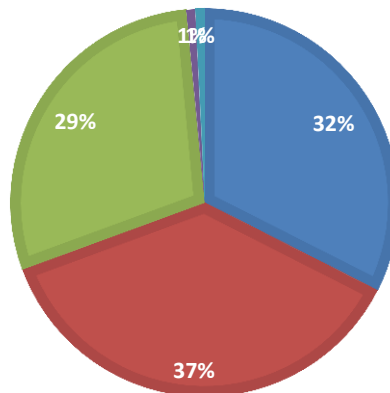
LEADERSHIP, TEAM SPIRIT AND INITIATIVE

■ Very Happy ■ Happy ■ Satisfied ■ Not Satisfied ■ Far from Satisfied



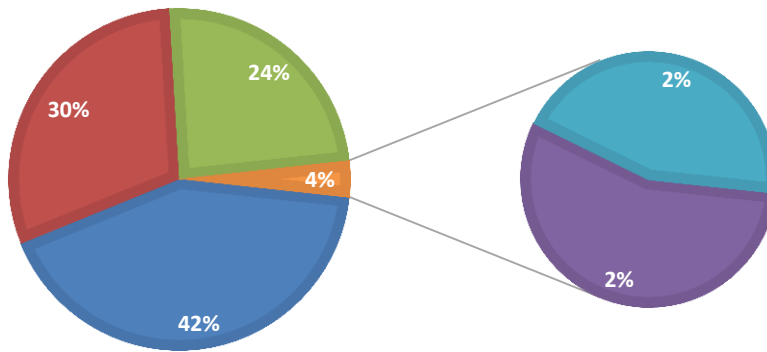
RELATIONSHIP WITH PEERS / SUBORDINATES

■ Very Happy ■ Happy ■ Satisfied ■ Not Satisfied ■ Far from Satisfied



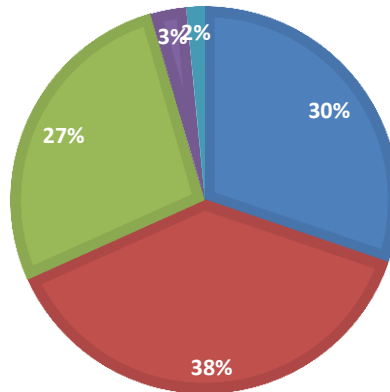
WILLINGNESS TO LEARN NEW TECHNIQUES, ADOPT NEW IDEAS ETC.

■ Very Happy ■ Happy ■ Satisfied ■ Not Satisfied ■ Far from Satisfied



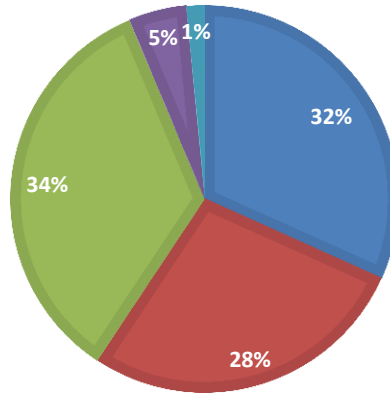
ABILITY TO USE WORKPLACE ETIQUETTE

■ Very Happy ■ Happy ■ Satisfied ■ Not Satisfied ■ Far from Satisfied



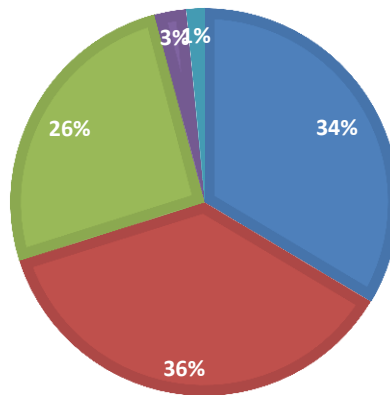
ABILITY TO SOLVE WORKPLACE PROBLEMS

■ Very Happy ■ Happy ■ Satisfied ■ Not Satisfied ■ Far from Satisfied



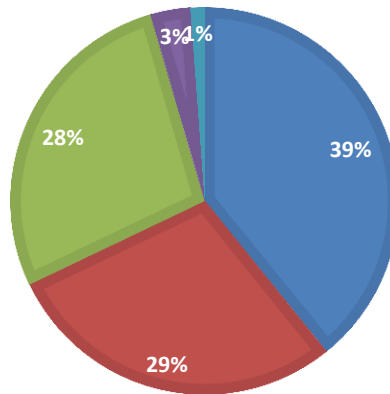
INNOVATION AND CREATIVITY

■ Very Happy ■ Happy ■ Satisfied ■ Not Satisfied ■ Far from Satisfied



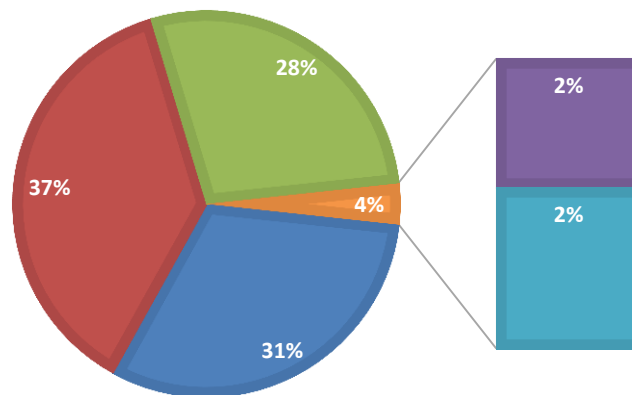
INVOLVEMENT IN SOCIAL ACTIVITIES

■ Very Happy ■ Happy ■ Satisfied ■ Not Satisfied ■ Far from Satisfied



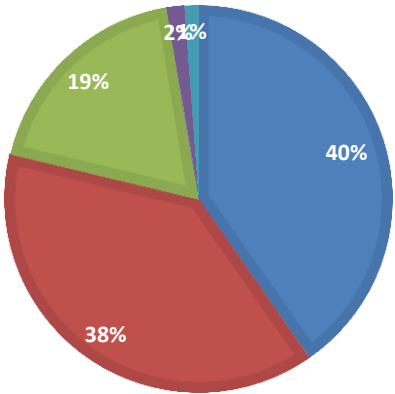
SIMPLICITY AND SENSE OF BELONGINGNESS

■ Very Happy ■ Happy ■ Satisfied ■ Not Satisfied ■ Far from Satisfied



RESPECT FOR VALUES IN LIFE

■ Very Happy ■ Happy ■ Satisfied ■ Not Satisfied ■ Far from Satisfied



4. FEEDBACK FROM ALUMINI

We have received feedback from 1765 alumni. The details of feedback are as follow.

A) **Number of feedback received = 1765**

Q.NO	Questions
Q.1.	Your opinion, please rate [Admission Procedure]
Q.2.	Your opinion, please rate [Fee Structure]
Q.3.	Your opinion, please rate [Campus Environment]
Q.4.	Your opinion, please rate [Infrastructure and Lab facilities]
Q.5.	Your opinion, please rate [Faculty]
Q.6.	Your opinion, please rate [Quality of Teaching and Learning Process]
Q.7.	Your opinion, please rate [Standards of Curriculum and Syllabi]
Q.8.	Your opinion, please rate [Project Guidance]
Q.9.	Your opinion, please rate [Examination System]
Q.10.	Your opinion, please rate [Library Facilities]
Q.11.	Your opinion, please rate [Training and Placement]
Q.12.	Your opinion, please rate [Canteen Facilities]
Q.13.	Your opinion, please rate [Hostel Facilities]
Q.14.	Your opinion, please rate [Alumni Interaction]
Q.15.	Your opinion, please rate [Relevance of Curriculum to the Job]

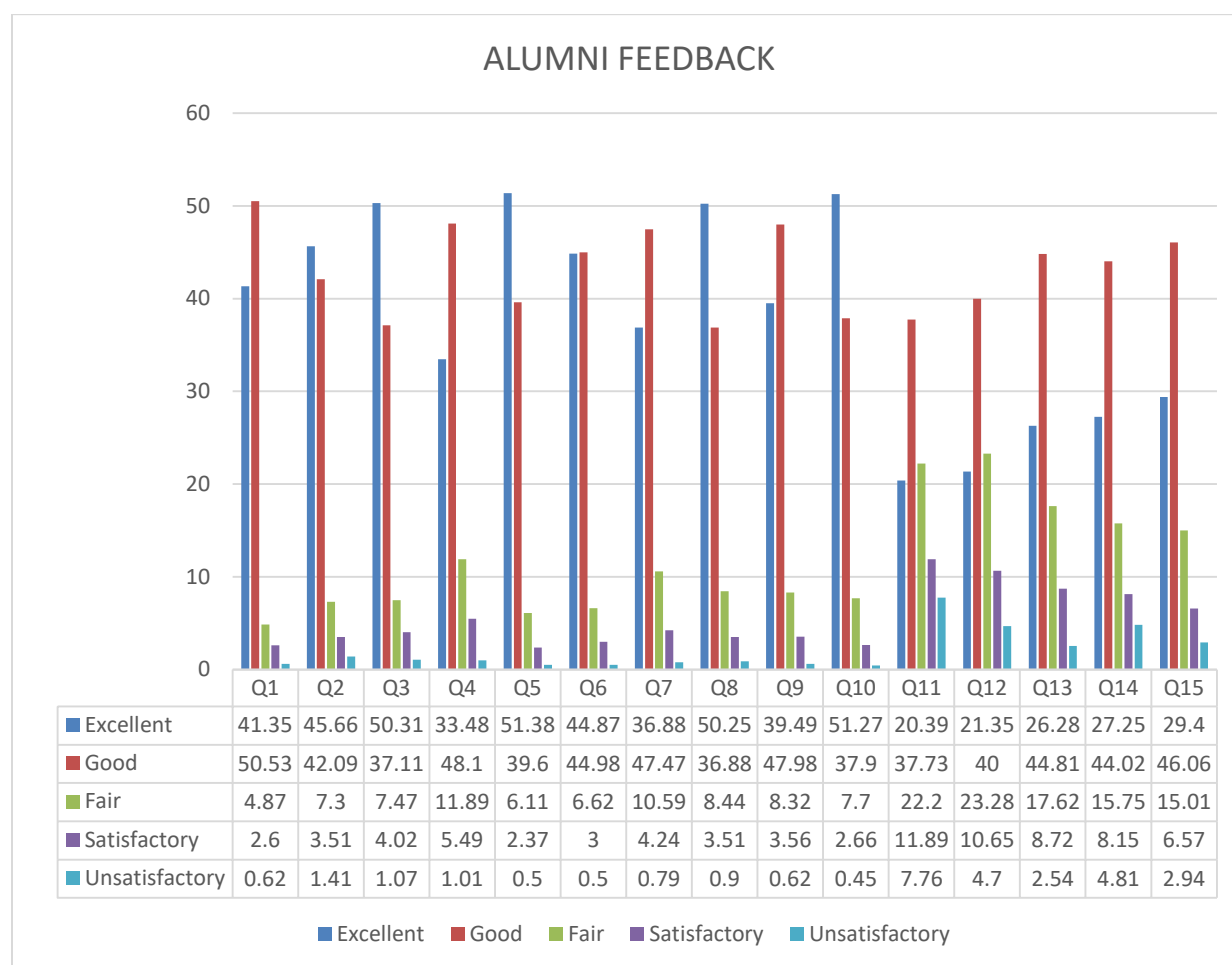
B) Questions Asked

	Number of Respondents														
Rating	Q1	Q2	Q3	Q4	Q5	Q6	Q7	Q8	Q9	Q10	Q11	Q12	Q13	Q14	Q15
5	730	806	888	591	907	792	651	887	697	905	360	377	464	481	519
4	892	743	655	849	699	794	838	651	847	669	666	706	791	777	813
3	86	129	132	210	108	117	187	149	147	136	392	411	311	278	265
2	46	62	71	97	42	53	75	62	63	47	210	188	154	144	116
1	11	25	19	18	9	9	14	16	11	8	137	83	45	85	52

Note: 5 denotes 'Excellent, 4 denotes 'Good', 3 denotes 'Fair, 2 denotes 'Satisfactory' and 1 denotes 'Unsatisfactory'

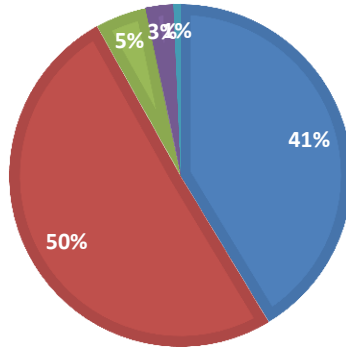
C) Analysis in terms of Count and percentage

	Percentage of Rating														
Rating	Q1	Q2	Q3	Q4	Q5	Q6	Q7	Q8	Q9	Q10	Q11	Q12	Q13	Q14	Q15
5	41.3 5	45.6 6	50.3 1	33.4 8	51.3 8	44.8 7	36.8 8	50.2 5	39.4 9	51.2 7	20.3 9	21.3 5	26.2 8	27.2 5	29.4
4	50.5 3	42.0 9	37.1 1	48.1	39.6	44.9 8	47.4 7	36.8 8	47.9 8	37.9	37.7 3	40	44.8 1	44.0 2	46.0 6
3	4.87	7.3	7.47	11.8 9	6.11	6.62	10.5 9	8.44	8.32	7.7	22.2	23.2 8	17.6 2	15.7 5	15.0 1
2	2.6	3.51	4.02	5.49	2.37	3	4.24	3.51	3.56	2.66	11.8 9	10.6 5	8.72	8.15	6.57
1	0.62	1.41	1.07	1.01	0.5	0.5	0.79	0.9	0.62	0.45	7.76	4.7	2.54	4.81	2.94



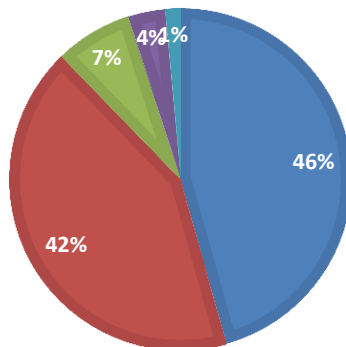
YOUR OPINION, PLEASE RATE [ADMISSION PROCEDURE]

■ Excellent ■ Good ■ Fair ■ Satisfactory ■ Unsatisfactory



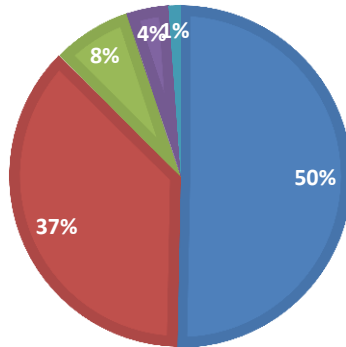
YOUR OPINION, PLEASE RATE [FEE STRUCTURE]

■ Excellent ■ Good ■ Fair ■ Satisfactory ■ Unsatisfactory



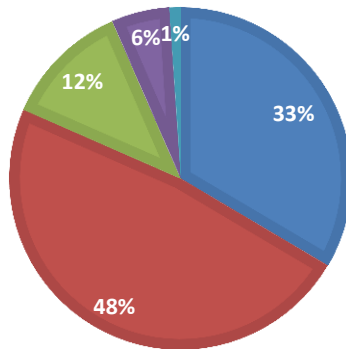
YOUR OPINION, PLEASE RATE [CAMPUS ENVIRONMENT]

■ Excellent ■ Good ■ Fair ■ Satisfactory ■ Unsatisfactory



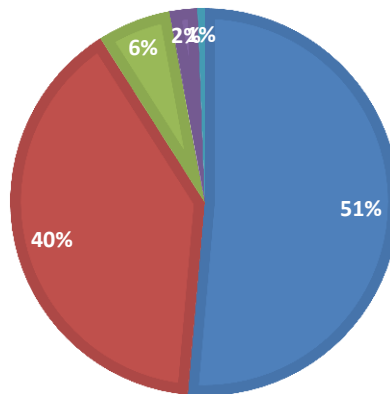
YOUR OPINION, PLEASE RATE [INFRASTRUCTURE AND LAB FACILITIES]

■ Excellent ■ Good ■ Fair ■ Satisfactory ■ Unsatisfactory



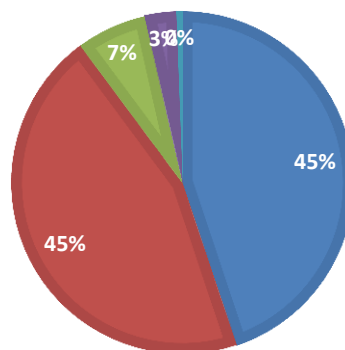
YOUR OPINION, PLEASE RATE [FACULTY]

■ Excellent ■ Good ■ Fair ■ Satisfactory ■ Unsatisfactory



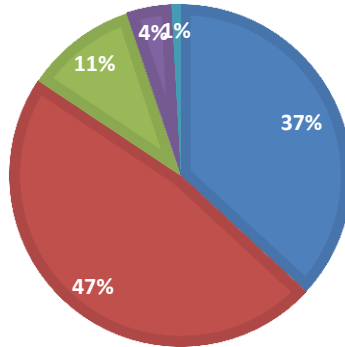
YOUR OPINION, PLEASE RATE [QUALITY OF TEACHING AND LEARNING PROCESS]

■ Excellent ■ Good ■ Fair ■ Satisfactory ■ Unsatisfactory



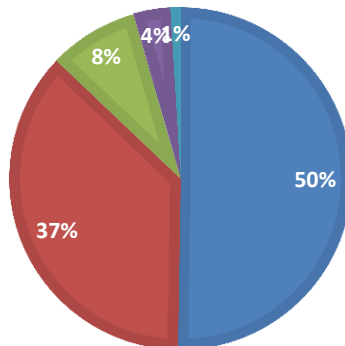
YOUR OPINION, PLEASE RATE [STANDARDS OF CURRICULUM AND SYLLABI]

■ Excellent ■ Good ■ Fair ■ Satisfactory ■ Unsatisfactory



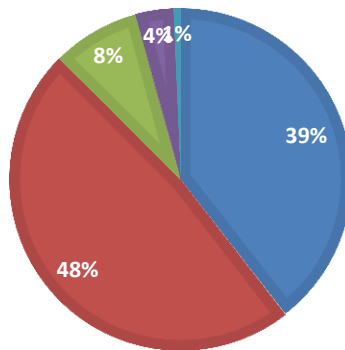
YOUR OPINION, PLEASE RATE [PROJECT GUIDANCE]

■ Excellent ■ Good ■ Fair ■ Satisfactory ■ Unsatisfactory



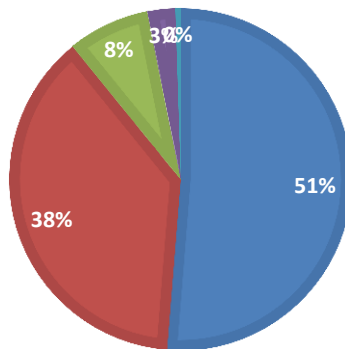
YOUR OPINION, PLEASE RATE [EXAMINATION SYSTEM]

■ Excellent ■ Good ■ Fair ■ Satisfactory ■ Unsatisfactory



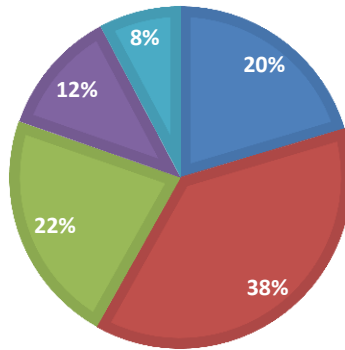
YOUR OPINION, PLEASE RATE [LIBRARY FACILITIES]

■ Excellent ■ Good ■ Fair ■ Satisfactory ■ Unsatisfactory



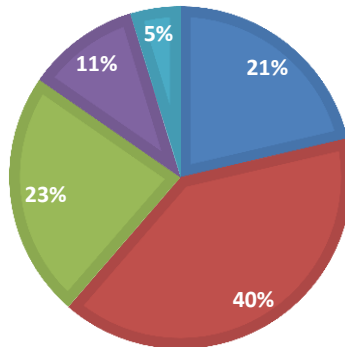
YOUR OPINION, PLEASE RATE [TRAINING AND PLACEMENT]

■ Excellent ■ Good ■ Fair ■ Satisfactory ■ Unsatisfactory



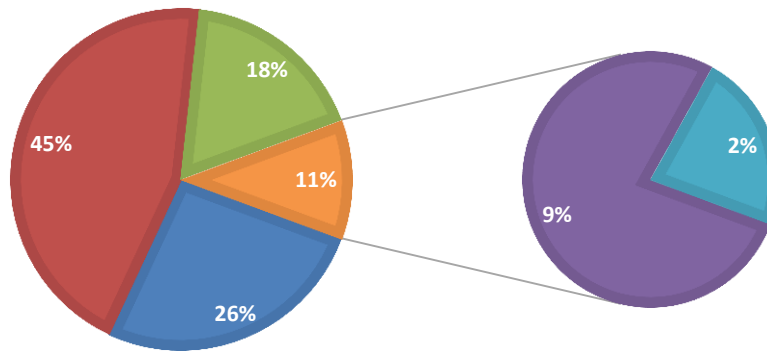
YOUR OPINION, PLEASE RATE [CANTEEN FACILITIES]

■ Excellent ■ Good ■ Fair ■ Satisfactory ■ Unsatisfactory



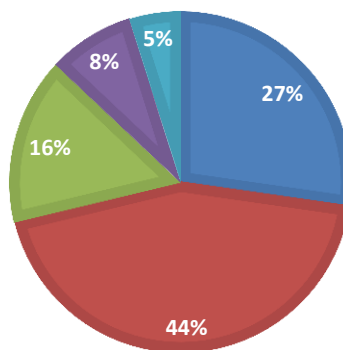
YOUR OPINION, PLEASE RATE [HOSTEL FACILITIES]

■ Excellent ■ Good ■ Fair ■ Satisfactory ■ Unsatisfactory



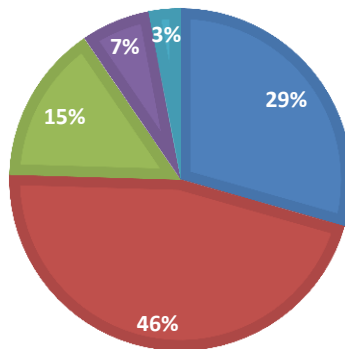
YOUR OPINION, PLEASE RATE [ALUMNI INTERACTION]

■ Excellent ■ Good ■ Fair ■ Satisfactory ■ Unsatisfactory



**YOUR OPINION, PLEASE RATE [RELEVANCE
OF CURRICULUM TO THE JOB]**

■ Excellent ■ Good ■ Fair ■ Satisfactory ■ Unsatisfactory





PERIYAR UNIVERSITY

Salem- 636011, Tamil Nadu, India

Feedback Analysis 2019-2020

Feedback Analysis of students on Academic Facilities, Campus Facilities and Extension Activities

Department of Bio Chemistry:

All the students had given the response as Excellent and Good for Academic & Campus Facilities, and Extension Activities respectively. The overall response of all the students is positive. It indicates that students are satisfied with all the parameters related to Academic Facilities, Campus Facilities, and Extension Activities.

Department of Bio-Technology:

The maximum number of students had given the response as Excellent and Good for Academic & Campus Facilities, and Extension Activities respectively. Only a few parameters were indicated as satisfactory. On the whole, the response of all the students is quite positive. It is quite obvious that the students are pleased about all the parameters related to Academic & Campus Facilities and Extension Activities.

Department of Botany:

The maximum number of students had given response as Excellent, Good and Satisfactory for Academic Facilities, Campus Facilities, and Extension Activities respectively. Very few, i.e., 2.17% of students had given the response as unsatisfactory for parameters like laboratory facilities, Health Care, and Department Library. Only 4.35% of students have expressed unsatisfactory for extracurricular activities. By and large it indicates that the students are happy about all the parameters related to Academic Facilities, Campus Facilities, and Extension Activities.

Department of Chemistry:

The maximum number of students had given the response as Excellent, Good and Satisfactory for Academic Facilities, Campus Facilities, and Extension Activities respectively. 10% to 25% of students had mentioned unsatisfactory for parameters like laboratory facilities, staff-student relationship, amenity services, recreation, Department Library, extracurricular, and outreach activities. 28.57% of students are unsatisfied about the Internet surfing facility.

Department of Commerce:

The maximum number of students had given the response as Excellent, Good and Satisfactory for Academic & Campus Facilities, and Extension Activities respectively. 11.48%, and 13.11%, of students had given response as unsatisfactory for the parameters laboratory facilities, and extracurricular activities respectively. 9.84% of students are unsatisfied with the staff-student relationship and classroom facilities.

Department of Computer Science:

The maximum number of students had given the response as Excellent, Good and Satisfactory for Academic Facilities, Campus Facilities, and Extension Activities respectively. 16.33%, 14.97% and 11.56% of students had given response as unsatisfactory for Hostel, Extracurricular Activities, and Extracurricular Activities provided as part of Extension Activities respectively.

Department of Economics:

The maximum number of students had given response as Excellent, Good, and Satisfactory for Academic Facilities, Campus Facilities, and Extension Activities respectively. 15% of students had given the response as unsatisfactory for Internet Browsing, Hostel, and Health Care.

Department of Education:

The maximum number of students had given the response as Excellent, Good and Satisfactory for Academic Facilities, Campus Facilities, and Extension Activities respectively. About 12.5%, of students had given the response as unsatisfactory for Conduct of Test CFA: ESE weightage, observation about Extension Activities, Classroom, Internet Browsing and Outreach Activities. 25% of students had given unsatisfactory as the response for Laboratory facilities, Participation in Extension Activities, and Extracurricular Activities. Eventually, 50% of students expressed their dissatisfaction over the Extra curricular Activities.

Department of Energy Science:

The maximum number of students had given the response as Excellent, Good and Satisfactory for Academic Facilities, Campus Facilities and Extension Activities respectively. Only 4.17% of students had given the response as unsatisfactory for Extracurricular Activities provided under Extension Activities. It indicates that the students are happy about all the parameters related to Academic Facilities, Campus Facilities, and Extension Activities.

Department of English:

The maximum number of students had given the response as Excellent, Good and Satisfactory for Academic Facilities, Campus Facilities and Extension Activities respectively. 5.77%, of students had given the response as unsatisfactory for Hostel and Extracurricular Activities provided under Extension Activities. 7.69% of students expressed their dissatisfaction over the Internet Browsing facilities.

Department of Environmental science:

The maximum number of students had given the response as Excellent, Good and Satisfactory for Academic Facilities, Campus Facilities, and Extension Activities respectively. 16.67% of students had given the response as unsatisfactory for Laboratory, Conduct of Test CFA: ESE, Internet Browsing, Recreation, General Library, Extension activities, Administration support given for Extracurricular Activities under Extension Activities. 25% of students stated as unsatisfactory for Staff-Student Relationship, Hostel, and Extracurricular activities. 33.3% of students had given the response as unsatisfactory for Health Care.

Department of Food science:

The maximum number of students had given the response as Excellent, Good and Satisfactory for Academic Facilities, Campus Facilities, and Extension Activities respectively. 10% - 20% of students had given the response as unsatisfactory for Extracurricular Activities provided through Extension Activities, Laboratory facilities, Coverage of Syllabus, Department Library, and Internet Browsing.

Department of Geology:

The maximum number of students had given the response as Excellent, Good and Satisfactory for Academic Facilities, Campus Facilities, and Extension Activities respectively. 14.06% of students had given the response as unsatisfactory for Hostel. It indicates that students are happy about all parameters related to Academic Facilities, Campus Facilities, and Extension Activities.

Department of History:

The maximum number of students had given the response as Excellent, Good and Satisfactory for Academic Facilities, Campus Facilities and Extension Activities respectively. 14.29% of students had given the response as unsatisfactory for Conduct of Test CFA: ESE, Participation in Extension Activities, Extracurricular Activities and Amenity Services. 21.43% of students had given the response as unsatisfactory for Laboratory and Hostel. 28.57% of students had given the response as unsatisfactory for Classroom facilities. Subsequently, 50% of students had given the response as unsatisfactory for Department Library.

Department of Journalism and Mass Communication:

The maximum number of students had registered their response as Excellent, Good and Satisfactory for Academic Facilities, Campus Facilities, and Extension Activities respectively. 12% of students had given the response as unsatisfactory for Outreach Activities and Facilities made available through Extension Activities. 16% of students had given response as unsatisfactory for Participation in Extension Activities. 20% of students had given the response as unsatisfactory for Laboratory. 24% of students had given the response as unsatisfactory for Recreation. 40% of students had given the response as unsatisfactory for Staff- Student Relationships and Amenity Services. 44% of students had given the response as unsatisfactory for Health Care and Department Library. 48% of students had given the response as unsatisfactory for Internet Browsing.

Department of Library and Information Science:

The maximum number of students had given the response as Excellent, Good and Satisfactory for Academic Facilities, Campus Facilities, and Extension Activities respectively. 9.09% of students had given the response as unsatisfactory for Hostel. It indicates that the students are happy about all the parameters related to Academic Facilities, Campus Facilities, and Extension Activities.

Department of Management Studies:

The maximum number of students had registered their response as Excellent, Good and Satisfactory for Academic Facilities, Campus Facilities, and Extension Activities respectively. 8.2% of students had given the response as unsatisfactory for Hostel. It indicates that the students are happy about all the parameters related to Academic Facilities, Campus Facilities, and Extension Activities.

Department of Mathematics:

The maximum number of students had registered their response as Excellent, Good and Satisfactory for Academic Facilities, Campus Facilities, and Extension Activities respectively. 15.12% of students had given the response as unsatisfactory for Hostel. 18.6% of students had given the response as unsatisfactory for Extracurricular Activities provided through Extension Activities. 22.09% of students had given the response as unsatisfactory for Extracurricular Activities.

Department of Microbiology:

The maximum number of students had accorded their response as Excellent, Good and Satisfactory for Academic Facilities, Campus Facilities, and Extension Activities respectively. 2% of students had bestowed their response as unsatisfactory for Hostel and Examination System. It is quite evident that the students are happy about all the parameters related to Academic Facilities, Campus Facilities, and Extension Activities.

Department of Nutrition and Dietetics:

The maximum number of students had mentioned their response as Excellent, Good and Satisfactory for Academic Facilities, Campus Facilities and Extension Activities respectively. 10% of students had accorded their response as unsatisfactory for Participation in Extension Activities. 18.33% of students had given the response as unsatisfactory for Extracurricular Activities provided through Extension Activities.

Department of Physics:

The maximum number of students had given their response as Excellent, Good and Satisfactory for Academic Facilities, Campus Facilities, and Extension Activities respectively. 10% of students had given their response as unsatisfactory for Extracurricular Activities. It indicates that the students are happy about all the parameters related to Academic Facilities, Campus Facilities, and Extension Activities.

Department of Psychology:

The maximum number of students had given the response as Excellent, Good and Satisfactory for Academic Facilities, Campus Facilities and Extension Activities respectively. 10.81% of students had given their response as unsatisfactory for Health Care and Examination Systems. 16.22% of students had given their response as unsatisfactory for Hostel and Extracurricular Activities offered through Extensions Activities. 29.73% of students had given their response as unsatisfactory for Extracurricular Activities. 32.43% of students had given the response as unsatisfactory for Recreation facilities.

Department of Sociology:

The maximum number of students had registered their response as Excellent, Good and Satisfactory for Academic Facilities, Campus Facilities, and Extension Activities respectively. 7.69% of students had given the response as unsatisfactory for Hostel and Outreach Activities. 15.38% of students had given their response as unsatisfactory for Health Care and Participation in Extension Activities. 38.46% of students had given their response as unsatisfactory for ExtracurricularActivities.

Department of Statistics:

The maximum number of students had given their response as Excellent, Good and Satisfactory for Academic Facilities, Campus Facilities, and Extension Activities respectively. 2% of students had given the response as unsatisfactory for Hostel, Internet Browsing, Extracurricular Activities offered through Extensions Activities and Examination Systems. It indicates that the students are happy about all the parameters related to Academic Facilities, Campus Facilities, and Extension Activities.

Department of Tamil:

The maximum number of students had given the response as Excellent, Good and Satisfactory for Academic Facilities, Campus Facilities, and Extension Activities. 3.03% of students had given the response as unsatisfactory for Hostel. It indicates that all the students are happy about all parameters related to Academic Facilities, Campus Facilities, and ExtensionActivities.

Department of Textiles and Apparel Design:

The maximum number of students had given the response as Excellent, Good and Satisfactory for Academic Facilities, Campus Facilities and Extension Activities respectively. 3.33% of students had given their response as unsatisfactory for Department Library. It is quite evident that the students are happy about all the parameters related to Academic Facilities, Campus Facilities, and Extension Activities.

Department of Zoology:

The maximum number of students had given their response as Excellent, Good and Satisfactory for Academic Facilities, Campus Facilities, and Extension Activities respectively. 17% of students had given their response as unsatisfactory for Internet Browsing. It indicates that the students are happy about all the parameters related to Academic Facilities, Campus Facilities, and Extension Activities.

Feedback from Students

- The maximum number of students expected good Internet Browsing facility.
- The maximum number of students expected good accommodation facilities on campus.
- Some students across the Departments expected better laboratory facilities.
- Students suggested to improve the Health Care facilities.
- Students expected more extracurricular activities to be provided through both Campus Facilities and Extension Activities.
- Some students across the Departments expected better Department Library facilities.

Feedback from Teachers

- More Autonomy is required for the members of faculty in the Departments.
- The University shall provide basics infrastructure facility to commence research for the newly joined members of faculty in their chosen field of study or expertise.
- Advertisement for admissions should be released on all India basis to attract meritorious students from other states across the country.
- Need more ICT enabled classrooms and seminar halls.
- A Flyover bridge is necessary in front of the University to safely cross the highway and to avoid accidents.
- Need more refereed Journals in the Education Department.

Feedback from Employers

- Industry related skill need to be improved
- Need specific training programmes related to Financial packages like Excel, SAP, etc.
- To give more exposure to the students for seeking government employment through competitive exams like TNPSC, SSC, Indian Railways, etc.
- Please do not ignore sports and research activities meant for the students.

Feedback from Alumni

- Improve Laboratory facilities.
- Need to provide Campus Placement.
- Curriculum and syllabi need to be updated continually as per the needs of the industry. Specialized Skills training and industrial exposure are required for all the final year students as part of Training and Placement.
- Need for a Centralized Instrumentation facility in the University campus and to implement Post-Doctoral Research Positions as being practiced at Bharathiar and Alagappa Universities.
- Improve classroom environments to suit the current trends and to frame the exam system like 50% practical and 50% theory.


Prof. C. Chandrasekar

CBCS - Co-ordinator

Dr. C. CHANDRASEKAR, M.C.A., Ph.D.
Professor
Department of Computer Science
Periyar University
Salem - 636 011, TN.




Prof. R. Venkatachalapathy
IQAC - Director

The Director
Internal Quality Assurance Cell (IQAC),
Periyar University, Salem-636 011.


Prof. K. Thangavel
Registrar i/c
REGISTRAR
PERIYAR UNIVERSITY
SALEM-636 011,

Annexure - I

Stakeholders' Feedback Form Link

S. No	Form	Link
1	Students' Feedback Form	https://drive.google.com/file/d/1xUXn-tc2dTcAc6-R9JtCzYM81PkhcG-4m/view?usp=sharing
2	Teachers' Feedback Form	https://drive.google.com/file/d/1Sp9-kpXVS8nww7TOhTa15iSWKTJjiK/view?usp=sharing
3	Employers' Feedback Form	https://drive.google.com/file/d/1FLua9PQlTynGK0AGeFnilMdSllUPUX_i/view?usp=sharing
4	Alumni Feedback Form	https://drive.google.com/file/d/19iRaYgOpeWejXlk3nwYK0OGXOJFNJhEE/view?usp=sharing